

2013 ANNUAL REPORT



New Trendy Outlook · New Life Proposal · Gourmet Food and New Enjoyment · Pleasant Reading and New Vision

FAR EASTERN DEPARTMENT STORES LTD. 2013 ANNUAL REPORT

遠東百貨股份有限公司 · 一〇二年度年報

Mega City ^{板橋} 大遠百 Top City ^{台中} 大遠百
WONDERFUL LIFE



Contents 目錄

Message to Shareholders	致股東報告書	02
Board of Directors	董事會	12
Financial Highlights	營業績效	13
President's Remarks	總經理的話	14
Fashion / New Trendy Outlook	潮流 / 新觀點	18
Life / New Life Proposal	生活 / 新提案	22
Gourmet / Gourmet Food and New Enjoyment	美饌 / 新享受	26
Reading / Pleasant Reading and New Vision	悅讀 / 新視界	28
Far Eastern Department Stores	遠東百貨各分公司	30
Colorful Activities	活動集錦	32
2013 Financial Statements	2013 年財務報表	37
Consolidated Balance Sheets	合併資產負債表	38
Consolidated Statements of Comprehensive Income	合併綜合損益表	40
Balance Sheets	資產負債表	42
Statements of Comprehensive Income	綜合損益表	44
Statements of Changes In Equity	權益變動表	46
Statements of Cash Flows	現金流量表	48
Independent Auditors' Report	會計師查核報告	50
Management Team	經營團隊	52
FEDS Investment(I) - Pacific Sogo Department Stores Co., Ltd.	遠百之投資 (I) – 太平洋崇光百貨	57
FEDS Investment(II) - Far Eastern AI MAI Co., Ltd.	遠百之投資 (II) – 愛買量販店	58
FEDS Investment(III) - Ya Tung Department Stores Co., Ltd.	遠百之投資 (III) – 亞東百貨	59
FEDS Investment(IV) - Far Eastern Citysuper Ltd.	遠百之投資 (IV) – Citysuper	60
Far Eastern Department Stores Ltd. Retail Group	遠東百貨股份有限公司 – 零售集團	61
Branch Stores of Far Eastern Department Stores Ltd. Retail Group	遠東百貨股份有限公司 – 零售集團各分公司	62
Address of Far Eastern Department Stores Ltd. Retail Group	遠東百貨股份有限公司零售集團各分公司地址	65
FE the Far Eastern Group	遠東集團	67
Group Profile	集團名錄	70

Message to Shareholders



董事長 徐旭東
Chairman Douglas Tong Hsu

Preface

With increasingly deeper globalization, Taiwan's economic growth has become more and more closely connected with the world economy. Reflecting on 2013, while fears of European debt crisis subsided, U. S. Financial Cliff dispute and QE tapering began to have global impact, coupled with restructuring of economy by the Chinese leaders, and Abenomics Abe's "Three Arrows" in Japan. Facing so many uncertain factors and influenced by global connectivity, Taiwan's economy performed under than government expectation, yet still registered a 2.11% growth. Domestic consumption was affected by continuous food safety incidents, recession of real wages, and other commodity prices hike which

enabled consumers to become more prudent and price-conscious shoppers in their daily spending.

2013 was also an era of major transformation for the retail industry. Outstanding performances of Taichung Top City, Banqiao Mega City and Hsinchu Big City shopping malls have shaped Far Eastern Retail Group among three major operators in chain department stores. As other small and medium-sized department stores were also seeking market niche and opening new stores, market size of Taiwan's department stores was further expanded to NT\$288.6 billion (3.1% growth).

On the other hand, under the pressure of rising real estate and commodity prices, though consumers have become more cautious in their spending, the all-important food concept has helped spur the food and beverage business to become an important revenue generator as luxury goods. According to statistics of the Ministry of Economic Affairs, out-eating expenses in 2013 reached NT\$436.6 billion, which is expected to grow 15% this year to exceed NT\$500 billion. Therefore, during meal time people stand in a long queue at exotic food court or theme restaurants. As the said three City shopping malls of the Far Eastern Retail Group lead the industry in increasing their revenues of food and beverage to account for 20% to 30% of total revenues, resulting in success as expected. Thus, setting a trend of renovating food courts and restaurants in local department stores was throughout the Island in 2013.

Given the above, with the joint efforts from our colleagues, Far Eastern Department Stores (FEDS) recorded in 2013 sales of NT\$39.65 billion, grew 1.4% year on year (if including all subsidiaries in cross straits, the consolidated sales were NT\$125.7 billion). Our anniversary sales exceeded NT\$10.45 billion, up 10% than the previous year, both marked historical new highs for the past 46 years. In particular, Mega City Banqiao Store began to make profit within the first year after its opening and continued to generate profit in the following year, which is the

first breakthrough since the establishment of FEDS. The most important key factors of growth can be attributed to the continuous good performances of two large shopping malls, Top City Taichung Store and Mega City Banqiao Store, together with solidifying each branch store's major customers, and the restructuring of existing brands portfolio.

Looking into 2014, press release made by the National Development Council in March showed that in February Taiwan's economy was gradually stabilizing with flashing of green light toward recovery. In future, thanks to government's economic revival policies, friendly cross-strait political atmosphere, and quick growth of Chinese visitors to Taiwan, consumption for 1Q 2014 is expected to reach NT\$38.5 billion, which should contribute to increasing domestic needs. Furthermore, Taiwan stock price index is anticipated to exceed 9,000 points. These should all create wealth and stimulate private spending. Therefore, we hold optimistic view about increasing revenues of local department stores and hope for growth in both revenues and profits. The Far Eastern Retail Group shall also benefit from these favorable factors, boost revenues, reach new highs, and achieve outstanding performance.

Operations Report for 2013

During the year 2013, total FEDS sales were recorded at NT\$125.7 billion (according to IFRS, the Company's consolidated revenues from operations

stood at NT\$46.754 billion). The Consolidated net income after tax was NT\$2.914 billion, up 7.7% from the previous year. Net income after tax was NT\$2.166 billion, grew a tremendous 34.7% than a year ago, and earnings per share were NT\$1.54. According to the 16th Board Meeting of FEDS, total dividend payout for 2013 was NT\$1.35 per share, which included NT\$1.15 in cash and NT\$0.2 in stock dividends.

The performance of Far Eastern Retail Group in 2013 is summarized as follows:

(1) Far Eastern Department Stores Ltd.



1. With two large malls added in the previous year, FEDS continued to register record high annual sales of NT\$39.65 billion in 2013, a growth of 1.4% YoY. Mega City Banqiao Store and Top City Taichung Store registered sales of NT\$7.15 billion and NT\$9.54 billion respectively. The two FE21' and Mega City Store in Banqiao area recorded a combined sales of NT\$10.9 billion, accounting for 70% market share in New Taipei City.
2. To consolidate VIP customers, Top City Taichung

held “Fashion Star Week” and “Las Vegas Luxury Night” on new arrivals of brand fashion. With cinema production and French style to introduce new spring/summer fashion, also designed extravagant theme event of Casino boogie night to entertain customers and boost sales of autumn/winter apparel, which was well received by VIP shoppers.

3. Mega City Banqiao not only reported profit in the first year of operation, but also registered record high profit of NT\$130 million during the second year. Through innovative “3D virtual dressing room”, “department store cinema”, and the application of information contained in Happy Go cards, the Store provides thoughtful service catering to different client groups and taste. Various interesting events serve to touch customers’ hearts and keep residents of New Taipei City as its major customers.
4. After long-time planning, Taoyuan Branch completed whole-store renovation in 2013. Through enhancement of brands, introduction of mid and high-end merchandise, and refurnishing of hardware space, store image and fashion sense were further elevated to become urban fashion center which also helped improve overall revenue performance.
5. In response to changing scenario in the local commercial area, Hsinchu Branch also underwent luxury brand upgrade and restructuring of merchandise mix to strengthen the Store’s fashion sense and exquisite taste, so as to create the image as fashion index, deepen market segmentation, and again consolidated its leading position and competitive edge in the district.
6. Aside from large-scale renovation and redesign of space, each branch store also readjusted its merchandise mix and content, introduced fashion boutique, trendy store, hot brands and popular restaurants to serve local consumers.

7. Continue to sponsor international exhibitions: “US International Weeks” in July, “Korean Gourmet” in September, and “Italian Weeks” in November, full display of different national traits and exotic food items and eye-opening experience for consumers.
8. Expand digital operations: During second quarter to initiate the implementation of B2C e-invoicing operation at Mega City Banqiao, and completed island-wide e-invoices online at fourth quarter. Upgrade gift management system, direct reading of QR code on invoices, so as to expedite gift redemption. Promote paperless expenditure approval system to reserve energy, decrease carbon emission, save cost, and enhance efficiency.

(2) Pacific SOGO Department Store

1. 2013 revenues were NT\$40.7 billion, up 1.73% from 2012. Net income after tax was NT\$1.361 billion, grew 4.84% from 2012.
2. Under the impact of Euro debt crisis, hiking of fuel and power prices, and food safety issues, Taiwan’s economy remained stagnant in the first half of 2013. With rising stock price index and higher purchasing power, the retail market has gradually emerged from recession in the second half of the year. In particular, thanks to joint effort of SOGO management team, revenues of anniversary sales marked historical high and helped fill the budget gap for the first half year.
3. To enhance services, SOGO Taipei Chung Hsiao Store, Fuxing Store, Hsinchu Store and Kaohsiung Store were undergoing partial renovation and counter replacement.
4. After major renovation of Fuxing Store’s B1 and B2 floors since its inauguration, the Store also restructured most of its merchandise mix. Revenues of 2013 remained the growth momentum since 2007 to reach NT\$11 billion, up 5% YoY, and net income after tax also marked new high with

two-digit growth.

5. Revenues of the second year of operations for SOGO Hsinchu Big City, opened in April 2012, registered annual growth of 14% than a year ago, and recorded profits for two consecutive years.
6. Due to soaring rent demand by the Chinese landlord, Chengdu Tsunxi Store terminated operation on November 2, 2013. Shortly after, Chengdu Longhu North Street Store was opened in the emerging area on December 29, 2013 to smoothly transfer revenues and employees.
7. To strengthen store operation system and online operation upgrade, SOGO completed in 2013 the issue of corporate bonds, established management method of information safety, integrated HR and EIP systems, e-procurement, electronic document approval/signing system into one single portal, launched APP official website online, upgrade of gift redemption online system, integration of EAS system in China and NOTES electronic approval system online, and set up cost and profit center in China.

(3) Far Eastern Ai-Mai Co., Ltd.

1. 2013 revenues were NT\$19.754 billion.
2. Income before income tax in 2013 was NT\$46 million, and net income stood at NT\$60 million.
3. In 2013, Ai-Mai went through the improvement of merchandise mix and marketing pattern:
 - (1) With supreme bakery and cooked delicacy to vitalize fresh food section.
 - (2) Elevate home appliance shopping experience and customer service.
4. Develop Amart E-Commerce (Amart online shopping):
 - (1) Focus on “expert on fresh food and daily commodities”
 - (2) Delivery within 9 hours throughout the Island

(3) Online shopping of large home appliances, delivery and service from physical stores.

(4) Low-temperature delivery of fresh and frozen food items.

Operations Report for 2014

(1) Far Eastern Department Stores Ltd.

1. Kaohsiung Store introduced in February the famous Caffè Bene from Korea, its first counter within Taiwan’s department store, expected to attract fans of Korean brands.
2. As Taichung BRT blue line is expected to operate in first half of 2014 bringing crowds, Top City Taichung Store has been adjusting merchandise mix and introducing new counters accordingly to attract more shoppers.
3. Banqiao Zhongshan Store will undergo major renovations to be re-positioned as “Modern Urban Lady’s Fashion Lifestyle Pavilion” focusing on fashion apparels, accessories, and casual light dining restaurants, hopefully to become “New Life Luxury Fashion Center”. After completion in July, the Store will bring totally different look and provide more comprehensive merchandise mix.
4. After years of preparations, the second phase sales space of Banqiao Mega City is starting to open in 2014. With many big stores selling stylish accessories, boutique brands and fashion apparels, combined with the already well established first phase operation, it is expected to bring a new wave of trendy consumption, and shall also become an all-in-one mega mall with diversified merchandise mix in the Banqiao commercial district.
5. To elevate HR management efficiency, develop e-administration, the Company is totally renewing its HR IT system, including attendance management system with online leave application, salary and bonus management, online performance

evaluation, etc., also to introduce online approval and set up employee's portal on computer desktop to improve management efficiency.

6. Continue to expand e-operations, shall complete in Q1 the purchase, sales and inventory system upgrade, set up in Q2 counter self-owned cashiers at Banqiao Mega City, improve gift redemption system, e-vouchers, enhance control and management, save manual labor, improve service quality, and launch in Q3 the term sheet signing and approval system and Yuan Hsin e-purse service.
7. To engage in mobile device management, develop its own APP, complete in Q1 the in-store APP for real-time revenues, complete in Q2 VIP APP and in-store APP for floor counter revenues, and in Q4 FEDS APP for restaurant reservations combined with mobile navigation.

(2) Pacific SOGO Department Stores Co., Ltd.

1. While Taiwan's GDP growth is forecasted to exceed 3% in 2014, yet with continuous addition of new stores, including the opening of second phase of Banqiao Mega City, Breeze Hsinyi Store, as well as other new outlet malls coming in the market. Competition will become more and more intense, merchandise becoming more similar, in future both promotion and management cost are expected to rise.
2. Aimed to develop SOGO into an interesting department store in 2014, the Company will provide to the customers more fun events, amusing services and merchandise. The employees shall also make their job more enjoyable.
3. Chungli Store is renovating its 8th till 10th floors this year. To increase purpose consumption, the original health center will be replaced by food court and Eslite Book Store.
4. Lian Tai Store, Dalian will begin renovation in April 2014, and reshape the operation model from

traditional department store into modern shopping mall.

5. Key managerial points for 2014: Set up Personnel Review Committee, establish complete inner control and auditing system, implement substitute system, initiate future talent program, and issue bonds in RMB.
6. Digitization: Establish SAP application for paperless voucher, consolidated financial statements and managerial gains and losses for each counter, improve management system for marketing, sales and redemption of gift voucher, issue SOGO e- voucher, set up virtual system for cross-strait application, mobile office and mobilized information.

(3) Far Eastern Ai-Mai Co., Ltd.

1. Continue to improve walk flow of sales field, and enhance customers' shopping experience.
2. Response to food safety issue:
 - (1) Fresh food: Expand the display areas of food with traceability and organic certification.
 - (2) Groceries: Procure GMP, HACCP products with government certification.
3. Continue to develop and optimize E-Commerce:
 - (1) Connect shopping walk flow, easy buy and buy more.
 - (2) Build up check-in mechanism, and improve transfer quality.
 - (3) Set up appointed arrival time mechanism.
 - (4) Establish mobile APP shopping.
4. Expected to open the 20th store of Far Eastern Ai-Mai (Banqiao Nanya Store).

In summary, 2013 was another remarkable year for FEDS, achieving all-time highs in both operating scale and revenues within the past 46 years of operations. Of course, this is the result of the joint

efforts from all our colleagues, and also demonstrates the recognition from our customers and support of our shareholders. For that we would like to express our congratulations and special thanks.

After 46 glamorous years, FEDS is the only department store in Taiwan with the longest history. The Far Eastern Retail Group now operates with 50 plus stores across both sides of the Taiwan Straits comprising department stores, hypermarkets, and shopping malls. It is the only listed chain department store, and also the largest retail group in Taiwan.

Based in Taiwan, we will continue to cultivate the local market as well as the vast Chinese markets to achieve new highs. According to McKinsey & Company's report, retail consumption in China is expected to exceed that of the U. S. A. in 2020 where China will become the world's largest economy. In particular, China is now actively promoting the urbanization policy, and transforming from export-oriented economy to propelling domestic demand. We feel optimistic about the growth potential of China's retail market and are therefore evaluating the possibility of several new store locations. We will select the right time and location to focus on regional developments, either through forming strategic alliance, or purchasing land and building our own stores to elevate the operating efficiency in China and avoid rental dispute.

It is worth mentioning that during recent years we successfully opened three City shopping malls which continued to make profits demonstrating that the Far Eastern Retail Group is equipped with the comprehensive know-how to develop world-class mega malls. The experience we gained from operating Taichung Top City and Banqiao Mega City included to simultaneously satisfy customers' two major needs with reference to "merchandise" and "space". Merchandise-wise, the top-notch luxury goods, theme restaurants, fashionable 3C products and IMAX 3D cinemas have constituted the Power Zone of today's Far Eastern Department Stores. In

accordance with each commercial area's different specs, the Company will also deploy various types of Power Zones in China to provide Chinese consumers with the most innovative and delightful shopping experience.

Even though we highly appreciate the operating result achieved in 2013, we are not easily satisfied. Looking forward, we are confident to embrace a brighter future. More importantly, Far Eastern Retail Group needs to grow, to be stronger and we would urge all colleagues to exert best efforts to gain consumer patronage. To achieve this goal, we would call for the full support from our shareholders. We are determined to cultivate and expand the retail markets in both China and Taiwan. Pursuant to the "consumer-oriented" founding spirit, added with constant innovation to create differentiation, enhance charm, attraction and exposure of our sales space to reach the highest competitiveness, the Far Eastern Retail Group believes that its outstanding management team shall continue to enhance customer satisfaction and create the maximum value for our shareholders.

This is a fast changing world. The speed of change is unthinkable. We have to adjust and to adapt to this environment and transform our company to not only to accommodate this, but to move ahead to in order to be leading the next round in our perpetual search for excellence and leadership.

Sincerely yours,

Chairman

Douglas Tong Hsu



一、前言

隨著經濟全球化的程度愈來愈深，台灣經濟的成長與國際經濟的發展，其連動性也愈來愈高。回顧民國一〇二年，國際上雖然歐債危機漸散，但美國財政懸崖爭議及 QE 退場問題又開始衝擊全球，且中國的新領導人也著手調整經濟結構、安倍經濟學的三支箭…等，在此眾多不確定因素的干擾中，國內經濟在全球化的連動影響下，表現雖不如政府的預期，但仍有 2.11% 的成長。而在內需部份，則受接連幾次的食安風暴及實質薪資不進反退，還有其他一些物價連番上漲所導致的不安感…等因素的波及，也著實讓普羅大眾的日常消費更趨謹慎，更加精打細算。

不過，若進一步從百貨業的經營角度來看，民國一〇二年卻也是個大轉機的年代。台中大遠百、板橋大遠百、新竹巨城購物中心業績的耀眼表現，讓連鎖百貨的版圖正式進入三國鼎立的大時代。而其他中小型百貨也積極尋找市場利基，前仆後繼找點開店，更合力推升台灣百貨業總業績至 2,886 億元，成長 3.1%。

另一方面，不論是房價或物價，在萬物皆漲的壓力下，消費者雖然看緊荷包、謹慎購物，但在民以食為天的概念下，餐飲業種在百貨業的賣場中卻異軍突起，成為與名牌精品並列的業績兩大支柱；根據經濟部的統計，去年台灣的外食費用高達 4,366 億元，且餐飲業者更預估今年還要成長 15%，突破 5,000 億元。因此，每到用餐時間，不論是異國小吃或是特色餐廳，總是大排長龍一位難求。由於遠東零售集團 City 系列的 3 個大店率先將“餐飲”部門的業績調高至總業績的兩至三成，也獲致符合預期的成功。因此，造成民國一〇二年台灣百貨業從北到南興起一股以“餐飲”部門為重點的改裝風潮。

綜合以上所述，本公司在全體員工的努力下，民國一〇二年度營業額為 396.5 億元，較去年成長 1.4% (若加計子公司部分，遠東零售集團兩岸營業據點，合併總營業額為 1,257 億元)。且遠百週年慶業績更

突破新台幣 104.5 億元，成長 10%；雙雙創下 46 年來的新高，不但符合公司內部的預期且更刷新歷史紀錄。而板橋大遠百自開幕首年就獲利，且於次年連續獲利，更是創下遠百創業以來的紀錄。分析成長原因，最重要的關鍵是：台中大遠百、板橋大遠百兩個大店的持續維持高業績及各分公司平時對主顧客的鞏固經營與對既有品牌結構的調整汰換。

展望民國一〇三年，根據國發會在三月份發佈的訊息指出，二月景氣燈號已轉為象徵景氣穩定的綠燈，朝復甦邁進。未來，受惠政府拚經濟的政策及兩岸政治氛圍的逐漸緩和，還有陸客來台人數的快速成長與今年首季的消費飆新高至 385 億元，都將有助於內需回溫。再加上股市也有突破 9 千點之可能，這些都將創造財富效果，帶動民間消費力。因此，我們樂觀看待國內百貨零售業的買氣應有連帶好轉的可能，亦可審慎預期營收與獲利之成長。而遠東零售集團也將受惠於這些有利因素，應可再創新高，交出亮麗成績。

二、一〇二年度營業報告

本公司一〇二年度整體營運績效，在業績方面，全年度營業額達 1,257 億元 (依國際會計準則編製之財務報告合併營業收入為 467 億 5 仟 4 佰萬元)，而在盈餘方面，本年度合併淨利為 29 億 1 仟 4 佰萬元，較去年成長 7.7%，歸屬本公司淨利為 21 億 6 仟 6 佰萬元，較去年成長 34.7%。每股稅後盈餘為 1.54 元。經第 16 屆第 8 次董事會議擬定，每股配發現金股息 1.15 元及股票股利 0.2 元。以下謹就遠東零售集團一〇二年度營運成果分述於後：

(一) 遠東百貨

1. 一〇二年遠百延續前一年新增二大店之旺勢，再創年度業績新高，十店營業額 396.5 億元，成長 1.4%。板橋 Mega City 及台中 Top City 分別以 71.5 億元及 95.4 億元的營業額持續走高，而板橋地區兩店則共創 109 億元營業額，囊括新北市百貨市場七成業績。

2. 台中店為鞏固 VIP，新裝上市期即分別舉辦“時尚星光週”及“拉斯維加斯精品之夜”，以電影及法式風情引進春夏新品。並以華麗的 CASINO 不夜城主題活動與顧客同樂，引領秋冬時尚新品熱賣，並獲得 VIP 們熱烈迴響。

3. 板橋大遠百 Mega City 開幕首年即獲利，第二年更以 1.3 億元盈餘成功締造遠百歷史新紀錄。透過創新行銷，如「3D 虛擬更衣室」、「百貨電影院」等活動，並應用 Happy Go 卡資料，針對不同客群及顧客的喜好提供適切服務，以及活潑的各式活動，皆適切打動顧客，留住新北地區居民在地消費，成為主顧客。

4. 經過長期的規劃，桃園分公司於一〇二年度完成了全店改裝。透過增加品牌強度、導入中高價位商品與整修內部硬體空間，將店鋪形象與流行感度向上提升，除了朝區域都會時尚中心目標更進一步外，也有助於整體賣場之業績表現。

5. 為因應地區商圈情勢改變，新竹分公司也在一〇二年度，藉由精品名牌陣容升級與業種商品區塊整理，強化店鋪時尚感與精緻度，營造全館潮流指標形象，進而深化市場區隔，重新鞏固了地區內之競爭地位與優勢。

6. 除了大規模的賣場改裝與空間重塑外，各分公司也針對業種結構與商品內容進行不同幅度的調整，引進包含風格服飾、潮流名店、話題品牌、人氣餐飲等各類型櫃位，深獲各地區消費者的歡迎與好評。

7. 持續舉辦國際展：七月“美國週國際展”、九月“韓國饗宴”、十一月“義大利展”，皆展現當地風情及不同食材，讓消費者大開眼界。

8. 擴大 e 化工程：在第二季於板橋大遠百進行 B2C 電子發票導入作業，第四季完成全省電子發票上線；贈品系統升級，直接讀取發票 QR code，使贈品兌換速度大為提升；推行各項費用扣款簽核流程系統，逐步擴大無紙化範圍，達成節能減碳，節省成本，提升效率之目標。

(二) 太平洋崇光百貨

1. 一〇二年度營業收入為 407 億元，成長 1.73%；稅後純益為 13 億 6 仟 1 佰餘萬元，成長 4.84%。

2. 一〇二年上半年續受歐債危機、油電雙漲及食品安全問題的影響，國內經濟依舊低迷，下半年後則逐漸擺脫不景氣，在股市回升下零售買氣逐漸回溫，尤其週年慶在本公司全體經營團隊的努力下，不但創造歷史新高，更同時補足上半年之預算缺口。

3. 為強化服務，忠孝店、復興店、新竹站前店及高雄店等均進行部分樓層改裝，並作了部分櫃位的替換。

4. 復興店 B1 及 2 樓進行開幕以來較大幅度之改裝，商品結構亦作了大幅度之調整，一〇二年營業收入維持自九十六年開幕以來每年成長的態勢，年營業額逾 110 億元，年成長率 5%，稅前淨利亦創新高，成長逾二位數。

5. 一〇一年四月開幕之新竹巨城店，第二年業績較第一年同期成長 14%，且維持連續二年獲利。

6. 大陸地區成都春熙店因房東大幅調漲房租因素，已於一〇二年十一月二日結束營業。而在成都金牛區之成都北城遠東百貨有限公司則於一〇二年十二月十九日開幕，業績及員工均順利移轉。

7. 強化公司管理作業及各項作業 E 化升級：一〇二年完成公司債募集發行；資訊安全管理辦法建立；整合公司 HR 系統、EIP 系統、請採購驗收付款系統、公文電子化簽核系統等為單一入口網站；APP 官網上線；贈獎系統電腦化作業升級；中國區 EAS 財會系統整合及 NOTES 電子化簽核系統上線；中國區成本及利潤中心建立。

(三) 愛買量販店

1. 本公司一〇二年度營業收入為新台幣 197 億 5 千 4 百餘萬元。

2. 本公司一〇二年度稅前淨利新台幣 4 千 6 百餘萬元，淨利為新台幣 6 千萬元。

3. 一〇二年度愛買進行改善商品組合與銷售模式：

(1) 以優勢烘焙與熟食帶動生鮮區氛圍

(2) 提昇家電顧客體驗與服務

4. 愛買積極發展 E-Commerce (愛買線上購物)：

(1) 定位“生鮮與生活用品專家”

(2) 全省 9 小時到貨

(3) 大型家電線上購物，實體店面配送及服務

(4) 生鮮及冷凍、冷藏商品，低溫配送

三、一〇三年度營業計畫概要

(一) 遠東百貨

1. 高雄店二月引進韓國最熱門之 COFFEE BENE，係該品牌於百貨公司設櫃第一點，預計將可吸引哈韓顧客朝聖。

2. 台中市 BRT 藍線預定上半年開通，將帶來大量人潮，台中店也會因應而陸續調整商品、引進新櫃，以吸引顧客來店購物。

3. 板橋中山店將進行大規模改裝，定位為“現代都會女性流行生活主題館”；強化特色流行服飾、配件與休閒、輕食餐飲業種，期能成為「New Life Luxury 時尚中心」。預定六月完工後將帶來完全不同之新氣象，提供更完整的商品陣容。

4. 經過多年的籌備，Mega City 板橋大遠百二期賣場將於一〇三年度開始營業，設置多家風格配件、名品與潮流服飾大店，結合既有已具市場話題與經營效益的一期賣場，預期將能為商圈帶來新一波消費風潮，也將成為板橋商圈具有多元性商品結構的全方位購物中心型百貨公司。

5. 為提升人力資源管理效能，發展行政作業 E 化，將全面更新人力資源資訊管理系統；包括線上差勤管理、薪資獎金管理、線上績效考核等；並導入線上簽核及員工個人桌面入口，以提升管理效能。

6. 持續擴大 e 化工程，將於第一季完成進銷存系統升級；第二季於板橋大遠百全面導入專櫃自設帳台、優化贈品系統、抵用券電子化、加強控管、節省人工、提升服務品質；第三季導入表單簽核系統及導入遠鑫電子錢包等。

7. 落實移動式管理，自行開發行動應用 APP，第一季完成即時業績之內部 APP，第二季將完成 VIP APP 及樓面專櫃業績查詢之內部 APP，第四季將完成結合行動導航，餐廳訂位之遠百 APP。

(二) 太平洋崇光百貨

1. 一〇三年 GDP 成長率預測超過 3%，然因新的競爭者不斷加入，除板橋之 Mega City 二期完工開幕外，另有微風信義區展店、新的 Outlet 也將一一開出，競爭將越趨白熱化、商品越趨同質化，未來勢將增加促銷力度及管理成本。

2. 一〇三年將致力讓 SOGO 成為有趣的百貨公司。面對消費者：讓活動有趣、服務有趣、商品有趣。面對自己：讓自己工作更有趣。

3. 中壢店 8 至 10 樓將於今年進行改裝。為增加更多之目的性消費，原健身中心確定由饗食天堂及誠品書店取代。

4. 中國區大連店將於四月進行改裝，並改變傳統百貨經營模式為 Mall 的經營模式。

5. 一〇三年管理重點：成立人事評議委員會、建立完善之內部控制及內部稽核制度、落實代理人制度、啟動接班人計劃、發行人民幣債券。

6. 數位化工程：建立 SAP 傳票無紙化應用程式、會計合併報表與各櫃位管理性損益系統；改良禮券銷售 / 兌回管理系統、發行 SOGO 電子禮券、建立兩岸應用程式虛擬化系統、行動辦公室及資訊行動化。

(三) 愛買量販店

1. 持續改善賣場動線，增加顧客購物體驗。

2. 因應食安應變機制：

(1) 生鮮：擴大產銷履歷、有機認證商品專區陳列

(2) 雜貨：採購政府認證 (GMP、HACCP) 之商品

3. 持續發展並優化 E-Commerce：

(1) 串聯購物動線，容易買、買的多

(2) 建置寄倉機制，改善轉單服務品質

(3) 建置指定到貨時間機制

(4) 建置手機 APP 購物

4. 預計今年開出愛買第 20 家店 (板橋南雅店)。

總結以上的營業報告，民國一〇二年對遠百而言，可說是非常精彩的一年。不論是年度業績或是週年慶業績都創下 46 年來之新高！當然，這是全體同仁努力的成果，也應該是獲得股東們廣泛的支持與消費者的認同所呈現出來的結果，在此特別恭賀大家，也感謝大家。

遠東百貨已是台灣百貨業中，經營時間最長久的公司。風光走過 46 年，旗下零售版圖含括百貨、量販、購物中心等三大業態，橫跨兩岸已有 50 個以上之營業據點。因此，不但是國內唯一上市的連鎖百貨公司，也是台灣最大的百貨零售集團。

雖然，我們持續深耕台灣，但我們也將同時積極開發大陸市場，雙軌同步，再登業績高峰。根據麥肯錫顧問公司的報告指出，預期到 2020 年，大陸的零售消費可能超越美國，成為全球最大的經濟體。尤其是在大陸正全力推動城鎮化政策，並將其以出口為導向的經濟轉變為以擴大內需為導向之際，我們對大陸零售市場的成長性是抱持著相當正面樂觀的看法。因此，遠東零售集團正在大陸進行多個開店據點的評估，將審時度勢在適當時間，選擇正確地點，以集中區域展店的方式，因地制宜，或是策略聯盟，或是購地自建，靈活運用，不但可提高在對岸的經營效率，亦可避免租賃紛爭。

在此必須一提的是：近年來，我們成功開設 3 個 City 系列的購物中心型大店，且都維持獲利狀態，

證明遠東零售集團已具備開發國際級購物中心的完整 know-how。而我們在台中大遠百 Top City 與板橋大遠百 Mega City 的經驗是：同時滿足顧客在「空間」與「商品」的兩大需求。在商品面上：頂級精品、主題餐飲、時尚 3C 與 IMAX 3D 影城，都是遠百著墨甚多的重點區域 (Power Zone)。未來也將在大陸的展店佈局上配合各地商圈的不同屬性，規劃型態各異的重點區域。其目的就是要讓對岸的消費者也能享受最新穎的購物體驗。

同仁們在民國一〇二年度的經營成果，我們表示極度的肯定，但我們卻不會因此而滿足。展望未來，我們有信心一定會更好！但最重要的是，遠東零售集團要茁壯、要成長，一定需要每位同仁的加倍努力與消費者的光臨愛顧，更需要各位股東的全力支持。深耕兩岸市場，積極開拓營業據點，就是我們的目標與決心。深切期待遠百優秀的經營團隊能在兩岸中，秉持著“以消費者的心願而經營”的創業精神，持之以恆地突破與創新，創造差異化，讓賣場更有魅力、更具吸引力及話題性，以創造最高的競爭力，並為顧客創造滿意度最高百貨零售集團。同時，也為股東權益創造最高的成長價值。

面對瞬息萬變的世界情勢與急遽改變的經營環境，我們必須預知市場趨勢，及時掌握商機，隨時調整 (Adjust) 及適應 (Adapt)，並加速轉型 (Transform)，使得遠百零售集團能夠長保領先創新，並追求下一階段的永續卓越與領導地位。

謹此

敬祝 各位股東

身體健康 萬事如意

董事長

徐旭東



Chairman 徐旭東 Douglas Tong Hsu



李靜芳 Philby Lee



President 徐雪芳 Nancy Hsu



王嘉聰 Charles Wang



簡又新 Eugene Y.Chien



徐國玲 Nicole Hsu



魏永篤 Edward Way



羅仕清 Alex Ro



梁錦琳 Jin Lin Liang

For the years ended December 31,2013 and 2012 民國 102 年度及 101 年度
(Expressed in Thousands of New Taiwan Dollars and U.S. Dollars, except per share of common stock)
(單位：新台幣仟元及美金仟元，除每股股票)

	2013 (US\$)	2013 (NT\$)	2012 (NT\$)	% change
For the Year: 全年度				
Revenues 收入	323,924	9,654,548	9,451,045	2.15
Income before income tax 稅前利益	79,710	2,375,767	1,826,465	30.07
Net income 純益	72,658	2,165,564	1,608,169	34.66
Percentage of revenues from net income 佔營業收入百分比	-	22.43%	17.02%	-
Per share of common stock: 每股股票				
Net income 純益	0.052	1.54	1.15	33.91
Cash dividends 現金股利	0.039	1.15	0.80	43.75
Stock dividends 盈餘配股	0.007	0.20	0.30	(33.33)
Capitalization of capital surplus 資本公積配股	0.000	0.00	0.00	-
At year-end 年底				
Total assets 總資產	2,021,479	60,250,189	59,800,571	0.75
Stockholders' equity 股東權益	973,864	29,026,003	28,081,532	3.36
Property, plant and equipment 不動產、廠房及設備	1,047,712	31,227,060	30,972,607	0.82
Shares outstanding(Thousands) 流通在外股數 (仟股)	-	1,402,930	1,362,068	3.00
Number of employees 員工人數	-	1,819	1,928	(5.65)

Notes:
U.S.dollar amounts in this annual report are calculated on a basis of NT\$29.805=US\$1.0 the approximate effective rate of exchange on December 31,2013.
註：本年報美金金額計算基礎為 102 年 12 月 31 日的美金匯率 NT\$29.805=US\$1.0。



總經理 徐雪芳
President Nancy Hsu

First we would like to briefly reflect back on Taiwan's economic environment changes in 2013 and their impact on local retail industry as well as the performances of the Far Eastern Department Stores (FEDS).

In reference to the Taiwan's department stores and retail industry, though under the impact of several food safety issues and recession of real wages, Taiwan's department stores managed to register sales of NT\$288.6 billion, a growth of 3.1% from a year ago. Without the delightful large growth, 2013 was relatively a steadfast year with cautiousness.

Thanks to the joint efforts of all employees, we are pleased to announce that FEDS registered total sales of NT\$39.65 billion, a slight growth of 1.4% from last

year. The anniversary sales for 2013 surpassed NT\$10.45 billion, 10% growth year on year, both marked the new record highs for the past 46 years exceeding the Company's target. The Banqiao Mega City mall has reported gains for two consecutive years, marking FEDS' record of making profit during the first year of operation.

It is worth noting that the three major department stores in Taiwan jointly recorded sales of around NT\$156 billion in 2013, accounting for 54% of the total market, demonstrating the obvious trend of development toward mega-sized stores. Therefore, we foresee continuous intense competitions not easily to be changed.

Nevertheless, each retail operator still has faith in the Government's commitment and result to promoting economic developments. With fast growing of Mainland tourists permitted to visit Taiwan from more cities in China (already reached 26 cities and 4,000 persons per day), these operators are engaged in store expansions and renovations. For example, the brand new opening of Eslite Songshan Cultural Park Store has injected new spice into Taipei City, and Shinkong Mitsukoshi's renovation and reopening of its Ximen Store serve to offer new shopping delight for customers in Tainan.

In addition to physical stores, now virtual channel has also become one of the major consumption channels. Of course FEDS will also seize this opportunity by strengthening the marketing of mobile app and taking advantage of the Group's Go Happy platform to achieve synergy through combining physical and virtual operations.

On the other hand, physical retail channel also needs to focus on differentiation and services that online shopping fails to provide, such as introducing brand-name restaurants into the stores to attract crowds. It means that department stores are no longer merely offering dining services to shoppers, but to encourage customers to walk into the stores for gourmet food and beverages.



We have always worked hard to seek for operational innovation and store differentiation. In future, we will focus efforts on inspiring more new concepts, providing more thoughtful services so as to create a charming and exquisite shopping experience in our physical department stores.

The current department store market is already saturated and encounters multiple challenges from various types of channels. Perhaps in future the physical department stores cannot be defined solely as "places to sell merchandise", but should become new way of life for the general public. Frequent promotional activities shall be held to make "the store a fun place with daily topic", and every day, every week seem like festive holidays so as to encourage customer visits, create business opportunities, and improve revenues. Future department store operation may lead to the trend that only mega malls equipped with "worth visiting gourmet restaurants" and "fun, amusing places" can attract crowds and customer patronage.

Looking forward into 2014, Taiwan's department stores will remain to expand with the addition of new

stores. Given the economic recovery and rising stock market, FEDS feels optimistic about the prospects of our retail industry and shall continue to cultivate local market. The second phase expansion of Banqiao Mega Store is expected to open in Q3 2014 adding 3 floors totally 1,800 pins (about 6,000 square meters) to welcome the swarming crowds after the completion of the Circular Line of Taipei MRT system.

In summary, we firmly believe that the management team will exert efforts to accomplish the sales target and are deeply convinced that under the guidance of Chairman Douglas Hsu and the full support of our shareholders, the Company will achieve new highs in our revenues and profits.

President
Nancy Hsu

一、前言

首先，我們簡單地回顧一下去年台灣經濟環境的變化對百貨業的影響及本公司的業績表現。

民國一百零二年對台灣的百貨業而言，雖然在連續幾次的食安風暴及實質薪資不進反退的陰影籠罩下，全國百貨業總業績仍達 2,886 億元，僅小幅成長 3.1 %。業績雖無大幅成長之喜悅，卻仍可說是平安渡過的一年。

而本公司在全體員工的努力下，民國一〇二年度營業額為 396.5 億元，較去年成長 1.4%。且週年慶業績更突破新台幣 104.5 億元，成長 10%；雙雙創下 46 年來的新高，不但符合公司內部的預期且更刷新歷史紀錄。而板橋大遠百自開幕首年就獲利，且於次年連續獲利，更是創下遠百創業以來的紀錄。

但值得注意的是民國一百零二年三大百貨共創造約 1,560 億元的業績，市占率為 54%。顯示出百貨市場大者恆大的發展趨勢仍相當明顯，因此激烈的競爭形勢恐怕也將持續且不易改變。

不過，各家業者仍相當看好政府拚經濟的決心與前景，以及陸客來台試點城市及人數的快速增加(已達 26 個城市總人數每日 4,000 人)的利多加持，也都持續展店或改裝開幕。像是在北部有誠品松菸店的全新開幕，為北市注入新活力；在台南則有新光三越小西門店的全新改裝開幕，為台南鄉親提供新的購物享受。

而除了實體通路，虛擬通路也已成目前的主要消費通路之一。遠百當然也不會錯過，像是強化行動裝置 (app) 之行銷及配合集團內「Go Happy 快樂購」的平台，積極發揮虛實結合的綜效。

另一方面，百貨實體通路也要針對網購所無法提供的服務來強化與網購的差異性。像是積極引進

餐飲名店的進駐，以吸引人潮。這不但顯示百貨公司不再只是提供逛街人潮的用餐，而是反過來要讓客人為了用餐而走進百貨公司。

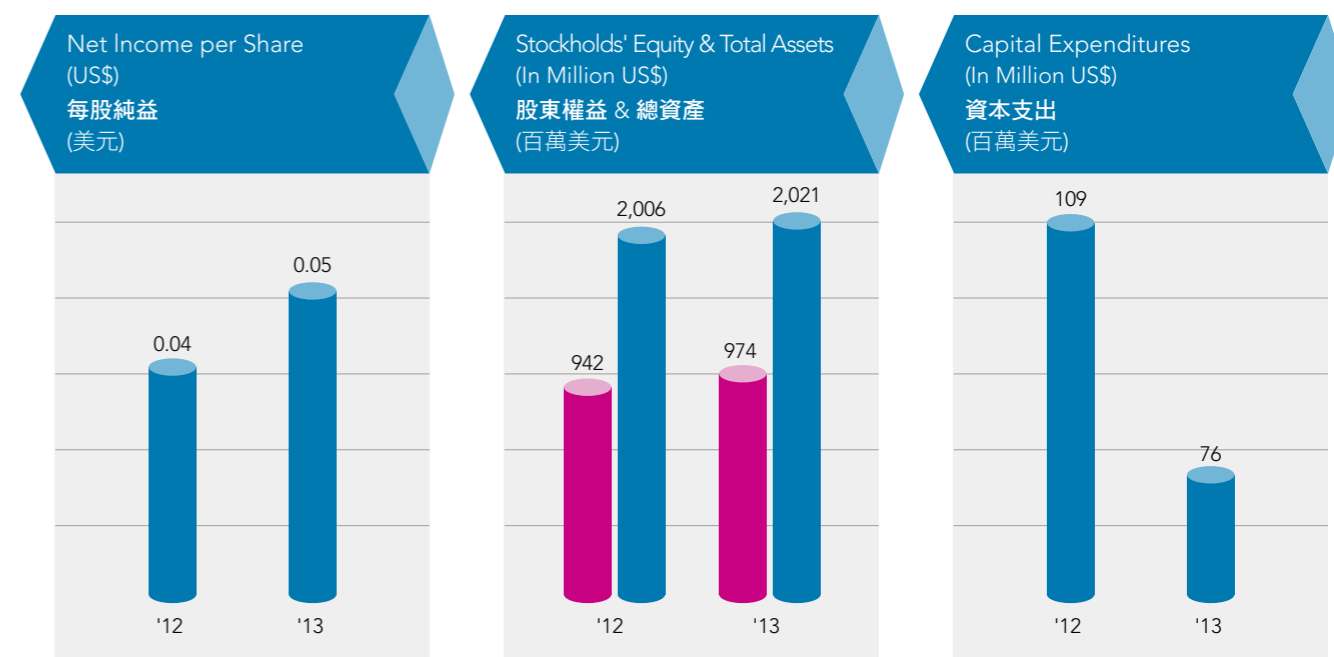
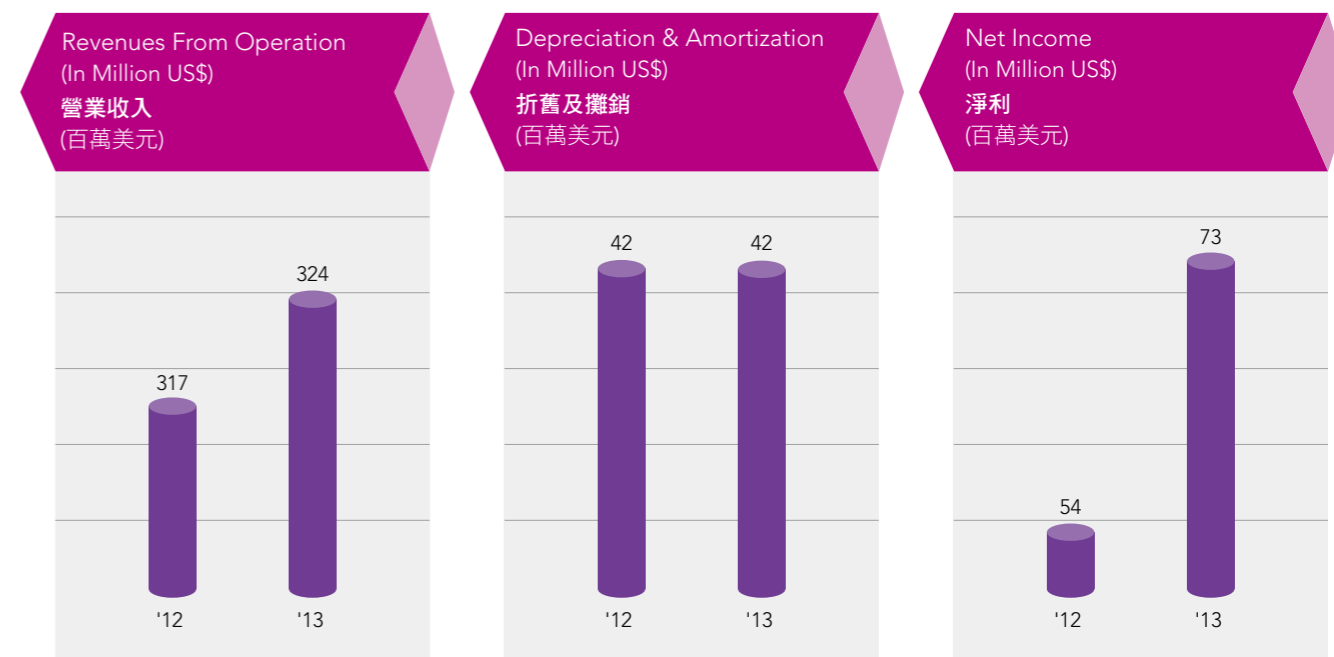
由於經營理念的創新與賣場的差異化一直是我們努力追求的目標。未來，如何在經營上激發更多新概念的創意及提供更體貼入微的服務，以發揮百貨業實體賣場的魅力，都是我們可以再努力的重點。

目前，百貨市場已屬飽和且又受到多種通路的夾擊，或許未來在實體的百貨業經營上，不能只定義為「販賣商品的地方」，而應成為民眾生活方式的一環。如常常舉辦活動，『賣場娛樂化，天天有話題』，讓每日每週都像過節，以吸引更多消費者來店走走，創造商機，帶動業績。未來的百貨經營或許還會逐漸走向只有存在「有值得一去品嚐的餐廳」或有「好玩有趣的地方」的大型購物中心才會吸引人潮，才會有顧客光臨的趨勢。

展望民國一百零三年，台灣百貨業的拓點應仍不會停歇，在經濟回穩，股市回溫的趨勢下，本公司還是相當看好百貨零售業的前景，仍將持續深耕台灣市場。首先是板橋大遠百的二期擴店計劃，預計第三季開幕。屆時會再增 3 個樓面，共 1,800 坪，以迎接未來捷運環狀綫通車後的大量人潮。

綜合以上的分析，我們不但有把握在經營團隊的全力衝刺下達成預期的營業目標，更有信心在董事長的領導及各位股東的全力支持下再創業績之歷史高峰。

總經理

■ Stockholders' Equity 股東權益
■ Total Assets 總資產

New Trendy Outlook



New Trendy Outlook



New Life Proposal

Creative Life and Vogue Taste

創意生活 聚焦品味



New Life Proposal

Creative Life and Vogue Taste

創意生活 聚焦品味



Gourmet Food and New Enjoyment

Bountiful Exquisite Taste and Happiness

品嚐美味 幸福滿溢



Pleasant Reading and New Vision

Enriched Culture with Broad View

人文薈萃 開拓眼界





Baoqing Store
寶慶遠百



Banqiao Store
板橋遠百



Taoyuan Store
桃園遠百



Tainan Chenkong Store
台南大遠百



Kaohsiung Store
高雄大遠百



Hsinchu Store
新竹大遠百



Hualien Store
花蓮遠百



Chiayi Store
嘉義遠百



Tainan Gongyuan Store
台南娛樂城



Mega City Banqiao Store
板橋大遠百



Top City Taichung Store
台中大遠百

Colorful Activities 活動集錦



1 寶慶遠百首度引進「誠屋拉麵」，4月26日開幕記者會上，由徐雪芳總經理（中）高喊開動啟動開賣儀式，擔任一日店長的莎莎（右二）人氣紅不讓，帶動現場不斷湧入賞鮮的顧客。

2 嘉義遠百 SWAROVSKI 專櫃璀璨開幕，5月29日盛大舉行開幕酒會暨剪綵儀式，由台灣施華洛世奇水晶精品部總經理陳怡靜（左）與遠百徐雪芳總經理共同展示最新商品。

3 6月27日在板橋遠百英國男鞋品牌 JEFFERY WEST 記者會上，邀請徐雪芳總經理（中）、品牌設計師 Guy West（右一）、藝人張孝全（右三），及其他貴賓一同歡慶品牌盛大開幕。

4 美國時間7月4日施放國慶煙火後，遠百隨即在7月5日零時差接棒舉辦為期18天的「美國週-來去美國瘋一下」活動，剪綵當日由遠東百貨總經理（左四）、美國在台協會 Emily Scott 史安莉（右四）、Morgan Parker 潘墨硯（左三），及其他貴賓共同揭開序幕。

5 桃園遠百貨歡慶全新開幕，8月10日邀請到 MOMO 家族與小朋友見面，現場的大朋友、小朋友都興奮不已。

1 Baoqing Store introduced its first "Ramen Makoto" Restaurant from Japan into the Store. FEDS President Nancy Hsu (c), Spokesperson artist Sha Sha (2nd r) attracted the flocking crowds.

2 Opening of SWAROVSKI in Chiayi Store on May 29, 2013. Swarovski Taiwan General Manager Chen Yi-jin (l) and FEDS President Nancy Hsu displaying the latest fine jewelry.

3 On June 27, 2013 at the press conference of men's shoes JEFFERY WEST held in Mega City Banqiao Store, FEDS President Nancy Hsu (c), brand designer Guy West (r), Artist Joseph Chang (3rd r) together with other guests celebrated the grand opening.

4 After launching the 4th of July U. S. national day fireworks, FEDS started the 18-day "American Weeks" on July 5th. FEDS President Nancy Hsu (4th l), Emily Scott (4th r) and Morgan Parker (3rd l) of AIT jointly presided over the ribbon cutting ceremony.

5 In celebration of its brand new opening, Taoyuan Store invited the MOMO Family to meet with children and customers on August 10, 2013.



6 在「第五屆遠百盃NBA3X三對三籃球賽」記者會上，NBA台灣董事總經理暨副總裁管光中(中)，與遠東集團黃茂德特助(左起)、籃球協會理事長丁守中、遠百鄒德祥副總、遠百劉志成副總，共同宣告遠東百貨成為2013年NBA3X賽事的冠名合作夥伴。

7 8月10日在台北大直愛買旁盛大展開遠百盃NBA3X北區預賽，NBA丹佛金塊隊球星「半獸人」法瑞德(Kenneth Faried)特別出席開幕儀式，與蒞臨現場的台北市長郝龍斌共同鼓勵小朋友多從事籃球運動，強健體魄。

8 8月16日台南大遠百舉行「與VIP的電影約會-總舖師」電影欣賞活動，現場並有打魯麵、古早味遊園會、電影場景拍照區，台南市賴清德市長(左三)率市府團隊與電影監製李烈(左四)、女主角夏于喬(左二)，以及遠百毛鄧國店長(右四)共同宣傳造勢。

9 8月24日在台中大遠百舉辦遠百盃NBA3X總決賽，NBA丹佛金塊球星羅賓森(N. Robinson)，以及NBA奧蘭多魔術啦啦隊&吉祥物專程飛來參與，與球迷近距離同樂。在球迷見面會上，個子不高的「跳豆」羅賓森人氣非常高，和球迷見面就以擊掌的方式進場，現場歡呼、驚喜聲不斷。

10 新北市政府為推廣在地萬里蟹，9月4日在板橋中山店1樓舉辦「秋蟹賞萬里蟹發表會」，新北市長朱立倫親自切開螃蟹造型綠豆糕，分送給現場民眾。

6 During press conference of the 5th "FEDS Cup 3-on-3 Baseball Tournament", NBA Taiwan Managing Director Mr. Guan Kuan-chung (c), Special Assistant Morton Huang, FEDS VP T. H. Tsou and VP Chris Liu, jointly announced the strategic partnership between FEDS and NBA Madness in sponsoring 2013 NBA3X tournament.

7 On August 10, NBA star "Manimal" Kenneth Faried of the Denver Nuggets helped launch preliminary contest of the NBA 3X tournament at A-mart hypermarket. Taipei City Mayor Hau Lung-bin also attended the opening ceremony to promote basketball to young students.

8 On August 16, 2013, Tainan Chenkong Store sponsored Taiwan movie review of "Zone Pro Site" with the presence of VIP guests including Tainan City Mayor Lai Ching-te (3rd l), movie producer Ms. Lee Lih (4th l), leading actress Hsia Yu-chiao (2nd l) and FEDS Tainan Store Manager C. K. Mao (4th r) with the serving of thick noodle soup, old-fashioned garden party, and taking photos at movie sites.

9 On August 24, at the final contest of "FEDS Cup NBA3X" held at Top City Taichung Store, NBA star Nate Robinson of the Denver Nuggets, NBA Orlando Magic cheerleading team and mascot flew in to participate in the tournament and have close encounter with fans. The little giant jumping bean Robinson gave warm high five to local fans.

10 New Taipei City Government's effort in promoting local crabs from Wanli. On September 4, 2013 at Banqiao Store the "Release of Autumn Crabs from Wanli" was held. New Taipei City Mayor Eric Chu cut the giant crab-shaped green bean cake to share with the audiences on spot.

Colorful Activties 活動集錦



11 遠百「韓國饗宴」9月14日在板橋大遠百舉行盛大開幕儀式，當日特別呈獻傳統文化Samulnori Molgae殿堂級演出，在駐台北韓國代表部號召下，遠百與廠商共同捐出價值275萬元等值商品，捐贈新北市家扶中心，為活動更添佳話。

12 配合黃色小鴨在高雄港展出，高雄大遠百9月19日舉辦「中秋兔鴨同樂大會師」活動，由主人們將自己的小兔打扮成鴨子的模樣參加票選，現場趣味橫生、歡笑滿點。

13 中部唯一精品之夜「拉斯維加斯魔幻主題夜」9月20日在台中大遠百舉辦，特別打造華麗的CASINO不夜城，以魔幻歌舞秀、特技表演及精彩開幕秀揭開序幕，在全館樓面安排各式主題活動與民眾互動，推出多款促銷優惠。

14 台中大遠百9月25日週年慶前夕舉行誓師大會，搶搭貓熊圓仔風潮以其為主題，各業種主管特別喬裝功夫李小龍及貓熊人偶帶領小貓熊們造勢衝業績，現場貓熊女郎性感熱舞更是high翻全場，帶著勢如破竹的決心為週年慶帶來滿滿衝勁！

15 10月5日LONGCHAMP在新竹大遠百盛大開幕，邀請遠百徐雪芳總經理(右二)、藝人楊祐寧(中)、LONGCHAMP許淑憫總經理(左二)、遠百謝寬文副總(左一)、遠百劉志成副總(右一)共同剪綵。

11 On September 14, Mega City Banqiao Store held the grand opening of "Korean Feast" with the traditional Samulnori Molgae cultural performance. In echo with the Korean Representative in Taipei, FEDS and vendors made a donation of merchandises valued at NT\$2.75 million to the New Taipei City Chapter of Taiwan Fund for Children and Families.

12 In cheering for the Yellow Duck exhibit at Kaohsiung Port, Kaohsiung Store held "Mid-Autumn Rabbit as Duck Festival" where people dressed their pet rabbits as ducks in a fun competition.

13 Central Island's only Taiwan Excellence Night "Las Vegas Magic Show" was held on September 20, 2013 at Top City Taichung Store with extravagant Casino boogie night, magic and cabaret show, acrobatic performance and various promotional activities with different themes on each floor.

14 Geared up with panda suit and Bruce Lee costumes to prepare for anniversary sales at Top City Taichung Store. The panda girls danced in high spirit to entertain the public.

15 Grand opening of LONGCHAMP flagship store in Hsinchu Store held on October 5, 2013. FEDS President Nancy Hsu (2nd r), artist YoYang (c), LONGCHAMP Taiwan GM Hsu Shu-hsien (2nd l), FEDS VP K. W. Hsieh (l), VP Chris Liu (r) at the ribbon cutting ceremony.



16 10月9日「廠商聯誼會」以躍動為主題，徐董事長及徐總經理率領各單位副總、分公司店長為週年慶業績長紅誓師，一起高呼：鑼鼓喧天、旗開得勝、週年慶業績、突破百億。

17 徐董事長(右二)在「廠商聯誼會」頒獎予年度業績前三名之廠商代表，第一名怡佳集團(左起)、第二名統一集團、第三名萊雅集團。

18 Mr.Onion洋蔥牛排餐廳上菜囉!10月25日於新竹大遠百熱情開幕，徐雪芳總經理(右三)和與會貴賓帶領大家給這家美味的餐廳一個讚。

19 10月31日花蓮遠百邀請YY幼稚園全體師生在1樓廣場舉辦「不給糖就搗蛋」萬聖節活動，現場歡樂的氣氛就像空飄的汽球，繽紛且愉悅。

20 嘉義市陽光幼兒園的小朋友們在萬聖節當日來到嘉義遠百1樓陽光廣場來搗蛋囉! 外籍老師扮成蝙蝠俠陪小朋友一起同樂，歡度快樂的時光。

16 At the Oct. 9 "Vendors' Party", Chairman Douglas Hsu and President Nancy Hsu lead the FEDS management team to launch the anniversary sales and root for a breaking sale of NT\$10 billion.

17 Chairman Hsu (2nd r) presented annual sales awards at "Vendors' Party" to the top three sales vendors, champion Estee Lauder (from left), followed by President Group and L'oreal Group.

18 Mr. Onion steak house is now serving here! On October 25, 2013, Hsinchu Store launched a new restaurant. FEDS President Nancy Hsu (3rd r) and guests were giving big thumbs up for this tasty diner.

19 On October 31, Hualien Store invited teachers and children of Ya Ya Kindergarten to attend "Trick or treat" Halloween Party held at first floor plaza for an enjoyable and colorful happy event.

20 Children from Chiayi Sunny Topschool came for tricks gathering at Chiayi Store. Foreign teacher in Batman costume spent time with kids for this fun occasion.



21 MIT參展廠商為加強活動廣宣，12月8日在板橋大遠百一樓邀請金華國中管樂團前來表演，現場成功吸引了大批消費者上前圍觀。

22 12月14日-15日在台南大遠百推出的「日本散步IN台南-日本風情展」活動，由來自日本靜岡縣的茶娘現場與民眾互動，進行茶葉一把抓有獎徵答及茶品試飲活動，將濃濃日本風情原汁原味帶到現場。

23 12月23日耶誕節前夕，花蓮遠百在1樓和平廣場舉辦「海星中學千人報佳音」活動，帶來佳節溫馨感人的氣氛、撫慰人心。

24 耶誕節前夕，台南大遠百舉辦「甘巴參耶誕集氣歡樂點燈」活動，邀請徐旭東董事長(左四)、台南市賴清德市長(右五)，民政局陳宗彥局長(右三)、新聞及國際關係處趙卿惠處長(右四)、遠百湯治亞副總(左三)，以及遠道而來日本馬縣水上町代表團、青森縣弘前市代表團、靜岡縣代表團等貴賓與會，點亮全台最高櫻花耶誕樹。

25 寶慶遠百在週年慶期間推出「貼心下午茶時刻」，免費提供茶飲及小餅乾，讓顧客在逛街之餘，也能休息片刻。

21 To draw attention for promotion, exhibitors of MIT products invited the Concert Band of Taipei Municipal Jinhua Junior High School to perform at Mega City Banqiao Store on December 8 which attracted a great number of consumers.

22 On December 14 and 15, 2013, Tainan Chenkong Store launched "Japan Walk in Tainan Exhibition", tea lady from Shizuoka Prefecture was served the audience to taste the special flavor of Japanese tea.

23 On December 23, Hualien Store sponsored "Thousand People Singing Christmas Carols from Stella Maris High School" to mark the Holiday Season and highlight its warm and touching spirit.

24 On Christmas eve, Tainan Chenkong Store held "Ganbatte Christmas Joyful Lighting Ceremony" with the participation of Chairman Douglas Hsu (4th l), Tainan Mayor Lai Ching-te (5th r), Tainan City Government officials as well as delegations from Gunma, Canyons and Shizuoka Prefectures of Japan to light up the highest cherry blossom Christmas tree in Taiwan.

25 Baoqing Store launched "Hearty Afternoon Tea Break" during anniversary sales to offer free drinks and cookies when customers shop at the store.



民國一〇二年及一〇一年度 財務報表及查核報告書

Financial Statements For the years Ended December 31, 2013 and 2012
Together with Independent Auditors' Report

2013

CONSOLIDATED BALANCE SHEETS 合併資產負債表

DECEMBER 31,2013, 2012 AND JANUARY 1,2012 民國一〇二年十二月三十一日暨民國一〇一年十二月三十一日及一月一日
(In Thousands) 單位：仟元

		December 31, 2013 一〇二年十二月三十一日			December 31, 2012 一〇一年十二月三十一日			January 1, 2012 一〇一年一月一日		
		New Taiwan Dollars	U.S. Dollars		New Taiwan Dollars	U.S. Dollars		New Taiwan Dollars	U.S. Dollars	
ASSETS	資產	新台幣	美金	%	新台幣	美金	%	新台幣	美金	%
CURRENT ASSETS	流動資產									
Cash and cash equivalents	現金及約當現金	\$ 13,221,405	\$ 443,597	12	\$ 16,794,103	\$ 563,466	14	\$ 16,365,201	\$ 549,076	14
Financial assets at fair value through profit or loss - current	透過損益按公允價值衡量之金融資產－流動	239,974	8,051	-	361,327	12,123	-	303,286	10,176	-
Available-for-sale financial assets - current	備供出售金融資產－流動	552,555	18,539	-	511,192	17,151	1	471,920	15,834	1
Debt investment with no active market - current	無活絡市場之債券投資－流動	437,497	14,679	-	1,008,193	33,826	1	531,768	17,842	1
Notes receivable	應收票據	28,119	943	-	31,195	1,047	-	40,469	1,358	-
Accounts receivable	應收帳款	766,445	25,715	1	1,470,752	49,346	1	1,242,025	41,672	1
Related parties - accounts receivable	應收關係人款項－帳款	57,302	1,923	-	50,977	1,710	-	101,458	3,404	-
Other receivables	其他應收款	1,779,487	59,704	2	492,525	16,525	1	300,133	10,070	-
Current tax assets	當期所得稅資產	418,064	14,027	-	291,016	9,764	-	273,675	9,182	-
Inventories	存貨	2,976,244	99,857	3	3,160,935	106,054	3	2,990,885	100,348	3
Prepayments	預付款項	771,167	25,874	1	846,206	28,391	1	976,100	32,749	1
Prepayments for lease	預付租賃款	319,489	10,719	-	318,565	10,688	-	319,201	10,710	-
Noncurrent asset held for sale	待出售非流動資產	377	13	-	-	-	-	1,128,997	37,879	1
Other current assets	其他流動資產	83,987	2,818	-	70,694	2,372	-	99,740	3,346	-
Total current assets	流動資產總計	21,652,112	726,459	19	25,407,680	852,463	22	25,144,858	843,646	22
NONCURRENT ASSETS	非流動資產									
Financial assets at fair value through profit or loss - noncurrent	透過損益按公允價值衡量之金融資產－非流動	-	-	-	1,013,913	34,018	1	1,006,635	33,774	1
Available-for-sale financial assets - noncurrent	備供出售金融資產－非流動	4,986,339	167,299	4	5,468,512	183,476	5	5,040,384	169,112	4
Financial assets measured at cost - noncurrent	以成本衡量之金融資產－非流動	776,374	26,048	1	718,583	24,109	1	680,253	22,824	-
Debt investment with no active market - noncurrent	無活絡市場之債券投資－非流動	521,897	17,510	-	632,667	21,227	-	233,084	7,820	-
Investments accounted for by equity method	採用權益法之投資	9,050,368	303,653	8	8,811,079	295,624	7	8,733,465	293,020	8
Property, plant and equipment	不動產、廠房及設備	52,166,888	1,750,273	47	52,946,768	1,776,439	45	51,862,701	1,740,067	45
Investment properties	投資性不動產	2,043,082	68,548	2	2,089,416	70,103	2	1,002,323	33,629	1
Intangible assets	無形資產	7,715,184	258,855	7	7,711,555	258,733	6	7,697,855	258,274	7
Deferred tax assets	遞延所得稅資產	922,092	30,937	1	1,109,266	37,217	1	966,963	32,443	1
Prepaid pension cost	預付退休金	222,285	7,458	-	222,666	7,471	-	369,869	12,410	-
Long-term prepayments for lease	長期預付租賃款	9,464,677	317,553	9	9,837,349	330,057	8	10,225,303	343,073	9
Other noncurrent assets	其他非流動資產	1,920,123	64,423	2	1,902,572	63,834	2	2,048,808	68,740	2
Total noncurrent assets	非流動資產總計	89,789,309	3,012,557	81	92,464,346	3,102,308	78	89,867,643	3,015,186	78
TOTAL	資產總計	\$ 111,441,421	\$ 3,739,016	100	\$ 117,872,026	\$ 3,954,771	100	\$ 115,012,501	\$ 3,858,832	100

(接次頁)

(Continued)

(承前頁)

		December 31, 2013 一〇二年十二月三十一日			December 31, 2012 一〇一年十二月三十一日			January 1, 2012 一〇一年一月一日		
		New Taiwan Dollars	U.S. Dollars		New Taiwan Dollars	U.S. Dollars		New Taiwan Dollars	U.S. Dollars	
LIABILITIES AND EQUITY	負債及權益	新台幣	美金	%	新台幣	美金	%	新台幣	美金	%
CURRENT LIABILITIES	流動負債									
Short-term debts	短期借款	\$ 7,462,340	\$ 250,372	7	\$ 9,613,446	\$ 322,545	8	\$ 10,334,680	\$ 346,743	9
Short-term notes and bills payable	應付短期票券	3,047,306	102,241	3	4,648,862	155,976	4	3,636,195	121,999	3
Notes payable	應付票據	159,194	5,341	-	198,522	6,661	-	394,705	13,243	-
Accounts payables	應付帳款	17,693,401	593,639	16	18,687,359	626,987	16	17,673,048	592,956	16
Related parties - accounts payable and notes payable	應付關係人款項－帳款及票據	151,909	5,097	-	170,962	5,736	-	157,796	5,294	-
Other payables	其他應付款	5,252,331	176,223	5	8,439,193	283,147	7	10,138,084	340,147	9
Current tax liabilities	當期所得稅負債	401,874	13,483	-	563,223	18,897	1	1,152,903	38,681	1
Provision-current	負債準備－流動	4,135	139	-	16,351	549	-	-	-	-
Deferred revenue - current	遞延收入－流動	101,136	3,393	-	63,770	2,140	-	81,921	2,749	-
Advance receipts	預收款項	7,720,500	259,034	7	7,449,114	249,928	6	6,778,184	227,418	6
Bond issued - current portion	一年內到期之公司債	2,493,512	83,661	2	1,200,000	40,262	1	-	-	-
Long-term borrowings - current portion	一年內到期之長期借款	1,445,159	48,487	1	1,600,000	53,682	2	3,020,717	101,349	3
Other current liabilities	其他流動負債	252,891	8,485	-	168,630	5,657	-	303,732	10,191	-
Total current liabilities	流動負債總計	46,185,688	1,549,595	41	52,819,432	1,772,167	45	53,671,965	1,800,770	47
NONCURRENT LIABILITIES	非流動負債									
Bonds issued	應付公司債	1,990,702	66,791	2	3,454,937	115,918	3	4,616,958	154,905	4
Long-term borrowings	長期借款	21,841,434	732,811	20	21,992,207	737,870	19	18,490,187	620,372	16
Provision-noncurrent	負債準備－非流動	30,483	1,023	-	30,213	1,014	-	29,943	1,005	-
Accrued pension liabilities	應計退休金負債	547,479	18,369	-	545,253	18,294	-	461,198	15,474	1
Deferred tax liabilities	遞延所得稅負債	1,474,842	49,483	1	1,446,269	48,524	1	1,404,405	47,120	1
Other noncurrent liabilities	其他非流動負債	2,841,682	95,342	3	2,710,010	90,924	2	2,625,517	88,090	2
Total noncurrent liabilities	非流動負債總計	28,726,622	963,819	26	30,178,889	1,012,544	25	27,628,208	926,966	24
Total liabilities	負債總計	74,912,310	2,513,414	67	82,998,321	2,784,711	70	81,300,173	2,727,736	71
EQUITY ATTRIBUTABLE TO OWNERS OF THE COMPANY	歸屬於本公司業主之權益									
Share Capital	股本									
Ordinary share	普通股	14,109,761	473,402	13	13,698,797	459,614	12	13,171,921	441,937	11
Capital surplus	資本公積	3,498,174	117,369	3	3,498,174	117,369	3	3,498,174	117,369	3
Retained earnings	保留盈餘									
Legal reserve	法定盈餘公積	2,358,917	79,144	2	2,189,631	73,465	2	1,975,319	66,275	2
Special reserve	特別盈餘公積	1,931,285	64,797	2	1,931,285	64,797	2	1,931,285	64,797	2
Unappropriated earnings	未分配盈餘	3,565,333	119,623	3	3,086,960	103,572	2	3,705,232	124,316	3
Total retained earnings	保留盈餘總計	7,855,535	263,564	7	7,207,876	241,834	6	7,611,836	255,388	7
Other equity	其他權益	3,659,643	122,786	3	3,773,795	126,615	3	3,218,236	107,976	3
Treasury stock	庫藏股票	(97,110)	(3,258)	-	(97,110)	(3,258)	-	(97,110)	(3,258)	-
TOTAL EQUITY ATTRIBUTABLE TO OWNERS OF THE COMPANY	本公司業主之權益總計	29,026,003	973,863	26	28,081,532	942,174	24	27,403,057	919,412	24
NON-CONTROLLING INTERESTS	非控制權益	7,503,108	251,739	7	6,792,173	227,886	6	6,309,271	211,684	5
Total equity	權益總計	36,529,111	1,225,602	33	34,873,705	1,170,060	30	33,712,328	1,131,096	29
TOTAL	負債與權益總計	\$ 111,441,421	\$ 3,739,016	100	\$ 117,872,026	\$ 3,954,771	100	\$ 115,012,501	\$ 3,858,832	100

(Concluded)

CONSOLIDATED STATEMENTS OF COMPREHENSIVE INCOME 合併綜合損益表

FOR THE YEARS ENDED DECEMBER 31, 2013 AND 2012 民國一〇二年及一〇一年一月一日至十二月三十一日
(In Thousands, Except Earnings Per Share) 單位：仟元，惟每股盈餘為元

		2013 一〇二年度			2012 一〇一年度		
		New Taiwan Dollars	U.S. Dollars		New Taiwan Dollars	U.S. Dollars	
		新台幣	美金	%	新台幣	美金	%
OPERATING REVENUE	營業收入	\$ 46,754,377	\$ 1,568,676	100	\$ 47,683,558	\$ 1,599,851	100
OPERATING COSTS	營業成本	23,803,129	798,629	51	24,678,982	828,015	52
GROSS PROFIT	營業毛利	22,951,248	770,047	49	23,004,576	771,836	48
OPERATING EXPENSES	營業費用						
Selling and marketing expenses	推銷費用	1,382,355	46,380	3	1,294,349	43,427	3
General and administrative expenses	管理費用	18,862,449	632,862	40	18,757,466	629,340	39
Total operating expenses	營業費用合計	20,244,804	679,242	43	20,051,815	672,767	42
OPERATING INCOME	營業淨利	2,706,444	90,805	6	2,952,761	99,069	6
NONOPERATING INCOME AND EXPENSES	營業外收入及支出						
Other income	其他收入	356,490	11,961	1	484,597	16,258	1
Other gains and losses	其他利益及損失	1,237,051	41,505	3	255,085	8,558	1
Finance costs	財務成本	(508,253)	(17,053)	(1)	(662,005)	(22,211)	(1)
Share of profit or loss of associates	採用權益法認列之關聯企業損益之份額	228,035	7,651	-	144,808	4,859	-
Total nonoperating income and expenses	營業外收入及支出合計	1,313,323	44,064	3	222,485	7,464	1
PROFIT BEFORE INCOME TAX	稅前淨利	4,019,767	134,869	9	3,175,246	106,533	7
INCOME TAX EXPENSE	所得稅費用	1,016,840	34,116	2	775,867	26,031	2
NET PROFIT	本期淨利	3,002,927	100,753	7	2,399,379	80,502	5
OTHER COMPREHENSIVE INCOME	其他綜合（損）益						
Exchange differences on translating foreign operations	國外營運機構財務報表換算之兌換差額	114,431	3,839	-	(111,075)	(3,727)	-
Unrealized gain (loss) on available-for-sale financial assets	備供出售金融資產未實現評價（損）益	(111,661)	(3,746)	-	467,398	15,682	1
Actuarial gain (loss) on defined benefit plans	確定福利計畫精算損失	(8,943)	(300)	-	(249,755)	(8,380)	-
Share of other comprehensive income of associates	採用權益法認列之關聯企業之其他綜合損益之份額	(83,622)	(2,806)	-	159,983	5,368	-
Income tax relating to components of other comprehensive income	與其他綜合損益組成部分相關之所得稅	1,345	45	-	40,847	1,370	-
Total other comprehensive income, net	其他綜合（損）益（淨額）合計	(88,450)	(2,968)	-	307,398	10,313	1

(接次頁)

(Continued)

(承前頁)

		2013 一〇二年度			2012 一〇一年度		
		New Taiwan Dollars	U.S. Dollars		New Taiwan Dollars	U.S. Dollars	
		新台幣	美金	%	新台幣	美金	%
TOTAL COMPREHENSIVE INCOME	本期綜合（損）益總額	\$ 2,914,477	\$ 97,785	7	\$ 2,706,777	\$ 90,815	6
NET PROFIT ATTRIBUTABLE TO：	淨利歸屬於：						
Owner of the Company	本公司業主	\$ 2,165,564	\$ 72,658	5	\$ 1,608,169	\$ 53,956	3
Non-controlling interests	非控制權益	837,363	28,095	2	791,210	26,546	2
		\$ 3,002,927	\$ 100,753	7	\$ 2,399,379	\$ 80,502	5
TOTAL COMPREHENSIVE INCOME ATTRIBUTABLE TO：	綜合（損）益總額歸屬於：						
Owner of the Company	本公司業主	\$ 2,045,801	\$ 68,640	5	\$ 1,995,667	\$ 66,956	4
Non-controlling interests	非控制權益	868,676	29,145	2	711,110	23,859	2
		\$ 2,914,477	\$ 97,785	7	\$ 2,706,777	\$ 90,815	6
EARNINGS PER SHARE	每股盈餘						
Basic	基 本	\$ 1.54	\$ 0.05		\$ 1.15	\$ 0.04	
Diluted	稀 釋	\$ 1.54	\$ 0.05		\$ 1.14	\$ 0.04	

(Concluded)

BALANCE SHEETS 資產負債表

DECEMBER 31, 2013, 2012 AND JANUARY 1, 2012 民國一〇二年十二月三十一日暨民國一〇一年十二月三十一日及一月一日
(In Thousands of New Taiwan Dollars) (單位：新台幣仟元)

		December 31, 2013 一〇二年十二月三十一日		December 31, 2012 一〇一年十二月三十一日		January 1, 2012 一〇一年一月一日	
		Amount 金額	%	Amount 金額	%	Amount 金額	%
ASSETS	資產						
CURRENT ASSETS	流動資產						
Cash and cash equivalents	現金及約當現金	\$ 516,953	1	\$ 870,675	2	\$ 566,057	1
Available-for-sale financial assets - current	備供出售金融資產－流動	285,698	1	254,779	-	233,559	-
Debt investment with no active market - current	無活絡市場之債券投資－流動	191,594	-	-	-	-	-
Notes receivable	應收票據	26,350	-	28,645	-	36,974	-
Accounts receivable	應收帳款	242,626	-	509,631	1	479,757	1
Related parties - accounts receivable	應收關係人款項－帳款	15,676	-	14,187	-	52,118	-
Other receivables	其他應收款	329,741	1	486,527	1	364,725	1
Current tax assets	當期所得稅資產	20,163	-	41,547	-	37,001	-
Inventories	存貨	384,916	1	430,141	1	372,957	1
Prepayments	預付款項	247,658	-	261,485	-	332,912	-
Other current assets	其他流動資產	21,801	-	5,720	-	17,363	-
Total current assets	流動資產合計	2,283,176	4	2,903,337	5	2,493,423	4
NONCURRENT ASSETS	非流動資產						
Available-for-sale financial assets - noncurrent	備供出售金融資產－非流動	2,968,556	5	2,812,603	5	2,577,430	4
Financial assets measured at cost - noncurrent	以成本衡量之金融資產－非流動	111,543	-	62,570	-	62,570	-
Investments accounted for by equity method	採用權益法之投資	19,794,815	33	19,012,517	32	18,638,416	32
Property, plant and equipment	不動產、廠房及設備	31,227,060	52	30,972,607	52	30,685,182	52
Investment properties	投資性不動產	879,826	2	933,067	2	956,385	2
Intangible assets	無形資產	5,494	-	3,480	-	-	-
Deferred tax assets	遞延所得稅資產	52,901	-	91,050	-	71,255	-
Prepaid pension cost	預付退休金	222,285	-	222,666	-	369,869	1
Long-term prepayments for lease	長期預付租賃款	2,485,787	4	2,548,191	4	2,610,595	5
Other noncurrent assets	其他非流動資產	218,746	-	238,483	-	258,760	-
Total noncurrent assets	非流動資產總計	57,967,013	96	56,897,234	95	56,230,462	96
TOTAL	資 產 總 計	\$ 60,250,189	100	\$ 59,800,571	100	\$ 58,723,885	100

(接次頁) (Continued)

(承前頁)

		December 31, 2013 一〇二年十二月三十一日		December 31, 2012 一〇一年十二月三十一日		January 1, 2012 一〇一年一月一日	
		Amount 金額	%	Amount 金額	%	Amount 金額	%
LIABILITIES AND EQUITY	負債及權益						
CURRENT LIABILITIES	流動負債						
Short-term debts	短期借款	\$ 2,650,000	4	\$ 2,500,000	4	\$ 4,400,000	8
Short-term notes and bills payable	應付短期票券	1,598,491	3	1,699,455	3	1,699,268	3
Notes payable	應付票據	-	-	-	-	113	-
Accounts payable	應付帳款	3,328,710	6	3,848,239	7	3,132,697	5
Related parties - accounts payable	應付關係人款項－帳款	65,113	-	89,723	-	82,106	-
Other payables	其他應付款	1,765,311	3	2,364,945	4	3,959,018	7
Current tax liabilities	當期所得稅負債	40,192	-	-	-	38,262	-
Deferred revenue - current	遞延收入－流動	6,257	-	7,285	-	48,280	-
Advance receipts	預收款項	3,088,826	5	2,989,562	5	2,428,607	4
Bond issued - current portion	一年內到期之公司債	2,493,512	4	1,200,000	2	-	-
Long-term borrowings - current portion	一年內到期之長期借款	997,159	2	600,000	1	-	-
Other current liabilities	其他流動負債	77,358	-	62,705	-	220,602	-
Total current liabilities	流動負債總計	16,110,929	27	15,361,914	26	16,008,953	27
NONCURRENT LIABILITIES	非流動負債						
Bonds issued	應付公司債	1,000,000	2	3,454,937	6	4,616,958	8
Long-term borrowings	長期借款	12,749,762	21	11,696,733	19	9,696,646	16
Deferred tax liabilities	遞延所得稅負債	1,278,387	2	1,137,915	2	957,639	2
Other noncurrent liabilities	其他非流動負債	85,108	-	67,540	-	40,632	-
Total noncurrent liabilities	非流動負債總計	15,113,257	25	16,357,125	27	15,311,875	26
Total liabilities	負債總計	31,224,186	52	31,719,039	53	31,320,828	53
EQUITY	權 益						
Share capital	股 本						
Ordinary share	普 通 股	14,109,761	23	13,698,797	23	13,171,921	22
Capital surplus	資本公積	3,498,174	6	3,498,174	6	3,498,174	6
Retained earnings	保留盈餘						
Legal reserve	法定盈餘公積	2,358,917	4	2,189,631	4	1,975,319	4
Special reserve	特別盈餘公積	1,931,285	3	1,931,285	3	1,931,285	3
Unappropriated earnings	未分配盈餘	3,565,333	6	3,086,960	5	3,705,232	6
Total retained earnings	保留盈餘總計	7,855,535	13	7,207,876	12	7,611,836	13
Other equity	其他權益	3,659,643	6	3,773,795	6	3,218,236	6
Treasury stock	庫藏股票	(97,110)	-	(97,110)	-	(97,110)	-
Total equity	權益總計	29,026,003	48	28,081,532	47	27,403,057	47
TOTAL	負 債 與 權 益 總 計	\$ 60,250,189	100	\$ 59,800,571	100	\$ 58,723,885	100

(Concluded)

STATEMENTS OF COMPREHENSIVE INCOME 綜合損益表

FOR THE YEARS ENDED DECEMBER 31, 2013 AND 2012 民國一〇二年及一〇一年一月一日至十二月三十一日
(In Thousands of New Taiwan Dollars,Except Earnings Per Share) (單位：除每股盈餘為新台幣元外，餘係新台幣仟元)

		2013		2012	
		一〇二年度		一〇一年度	
		Amount	%	Amount	%
		金額		金額	
OPERATING REVENUE	營業收入	\$ 9,654,548	100	\$ 9,451,045	100
OPERATING COSTS	營業成本	<u>3,419,522</u>	<u>35</u>	<u>3,369,907</u>	<u>36</u>
GROSS PROFIT	營業毛利	<u>6,235,026</u>	<u>65</u>	<u>6,081,138</u>	<u>64</u>
OPERATING EXPENSES	營業費用				
Selling and marketing expenses	推銷費用	502,273	5	336,367	4
General and administrative expenses	管理費用	<u>4,486,132</u>	<u>47</u>	<u>4,582,345</u>	<u>48</u>
Total operating expenses	營業費用合計	<u>4,988,405</u>	<u>52</u>	<u>4,918,712</u>	<u>52</u>
OPERATING INCOME	營業淨利	<u>1,246,621</u>	<u>13</u>	<u>1,162,426</u>	<u>12</u>
NONOPERATING INCOME AND EXPENSES	營業外收入及支出				
Other income	其他收入	134,955	1	172,406	2
Other gains and losses	其他利益及損失	58,253	-	101,757	1
Finance costs	財務成本	(230,803)	(2)	(236,233)	(3)
Share of profit or loss of subsidiaries and associates	採用權益法認列之子公司及關聯企業損益之份額	<u>1,166,741</u>	<u>12</u>	<u>626,109</u>	<u>7</u>
Total nonoperating income and expenses	營業外收入及支出合計	<u>1,129,146</u>	<u>11</u>	<u>664,039</u>	<u>7</u>
PROFIT BEFORE INCOME TAX	稅前淨利	2,375,767	24	1,826,465	19
INCOME TAX EXPENSE	所得稅費用	<u>210,203</u>	<u>2</u>	<u>218,296</u>	<u>2</u>
NET PROFIT	本年度淨利	<u>2,165,564</u>	<u>22</u>	<u>1,608,169</u>	<u>17</u>

(接次頁)

(Continued)

(承前頁)

		2013		2012	
		一〇二年度		一〇一年度	
		Amount	%	Amount	%
		金額		金額	
OTHER COMPREHENSIVE INCOME (NET)	其他綜合損益（淨額）				
Unrealized gain (loss) on available-for-sale financial assets	備供出售金融資產未實現評價損益	\$ 186,872	2	\$ 256,393	3
Actuarial gain (loss) on defined benefit plans	確定福利計畫精算利益（損失）	5,031	-	(146,406)	(2)
Share of other comprehensive income of subsidiaries and associates	採用權益法認列之子公司及關聯企業之其他綜合損益份額	(310,811)	(3)	252,622	3
Income tax relating to components of other comprehensive income	與其他綜合損益組成部分相關之所得稅	(855)	-	<u>24,889</u>	-
Total other comprehensive income, net	其他綜合損益（淨額）合計	<u>(119,763)</u>	<u>(1)</u>	<u>387,498</u>	<u>4</u>
TOTAL COMPREHENSIVE INCOME	本年度綜合損益總額	<u>\$ 2,045,801</u>	<u>21</u>	<u>\$ 1,995,667</u>	<u>21</u>
EARNINGS PER SHARE (NEW TAIWAN DOLLARS)	每股盈餘				
Basic	基 本	<u>\$ 1.54</u>		<u>\$ 1.15</u>	
Diluted	稀 釋	<u>\$ 1.54</u>		<u>\$ 1.14</u>	

(Concluded)

STATEMENTS OF CHANGES IN EQUITY 權益變動表

FOR THE YEARS ENDED DECEMBER 31, 2013 AND 2012 民國一〇二年及一〇一年一月一日至十二月三十一日
(In Thousands of New Taiwan Dollars) (單位：除另註明外，為新台幣仟元)

		Other Equity 其他權益項目									
		Retained Earnings 保留盈餘			Exchange Differences on Translating Foreign Operations	Unrealized Gain (loss) on Available-for-sale Financial Assets					
		Share Capital 股本	Capital Surplus 資本公積	Legal Reserve 法定盈餘公積	Special Reserve 特別盈餘公積	Unappropriated Earnings 未分配盈餘	國外營運機構 財務報表換算 之兌換差額	金融商品 未實現損益	Treasury Stock 庫藏股票	Total Equity 總計	
BALANCE, JANUARY 1, 2012	一〇一年一月一日餘額	\$ 13,171,921	\$ 3,498,174	\$ 1,975,319	\$ 1,931,285	\$ 3,705,232	\$ -	\$ 3,218,236	(\$ 97,110)	\$ 27,403,057	
Appropriation of the 2011 earnings	一〇〇年度盈餘分配										
Legal reserve	法定盈餘公積	-	-	214,312	-	(214,312)	-	-	-	-	
Cash dividends	現金股利	-	-	-	-	(1,317,192)	-	-	-	(1,317,192)	
Stock dividends	股票股利	526,876	-	-	-	(526,876)	-	-	-	-	
Net profit for the year ended December 31, 2012	一〇一年度淨利	-	-	-	-	1,608,169	-	-	-	1,608,169	
Other comprehensive income for the year ended December 31, 2012	一〇一年度其他綜合損益	-	-	-	-	(168,061)	(71,679)	627,238	-	387,498	
BALANCE, DECEMBER 31, 2012	一〇一年十二月三十一日餘額	13,698,797	3,498,174	2,189,631	1,931,285	3,086,960	(71,679)	3,845,474	(97,110)	28,081,532	
Appropriation of the 2012 earnings	一〇一年度盈餘分配										
Legal reserve	法定盈餘公積	-	-	169,286	-	(169,286)	-	-	-	-	
Cash dividends	現金股利	-	-	-	-	(1,095,903)	-	-	-	(1,095,903)	
Stock dividends	股票股利	410,964	-	-	-	(410,964)	-	-	-	-	
Adjustments resulting from investments in subsidiaries and associates accounted for by equity method	採用權益法認列子公司及關聯企業之變動數	-	-	-	-	(2,011)	-	-	-	(2,011)	
Acquisition of partly owned subsidiaries	取得子公司部份權益	-	-	-	-	(3,416)	-	-	-	(3,416)	
Net profit for the year ended December 31, 2013	一〇二年度淨利	-	-	-	-	2,165,564	-	-	-	2,165,564	
Other comprehensive loss for the year ended December 31, 2013	一〇二年度其他綜合損益	-	-	-	-	(5,611)	81,935	(196,087)	-	(119,763)	
BALANCE, DECEMBER 31, 2013	一〇二年十二月三十一日餘額	\$ 14,109,761	\$ 3,498,174	\$ 2,358,917	\$ 1,931,285	\$ 3,565,333	\$ 10,256	\$ 3,649,387	(\$ 97,110)	\$ 29,026,003	

STATEMENTS OF CASH FLOWS 現金流量表

FOR THE YEAR ENDED DECEMBER 31, 2013 AND 2012 民國一〇二年及一〇一年一月一日至十二月三十一日
(In Thousands of New Taiwan Dollars) (單位：新台幣仟元)

		2013	2012
		一〇二年度	一〇一年度
CASH FLOWS FROM OPERATING ACTIVITIES	營業活動之現金流量		
Profit before income tax	本年度稅前淨利	\$ 2,375,767	\$ 1,826,465
Adjustments	不影響現金流量之收益費損項目		
Depreciation expenses	折舊費用	1,251,737	1,253,598
Amortization of deferred charges	攤銷費用	1,527	870
Bad debts	呆帳費用	-	25
Finance costs	財務成本	230,803	236,233
Interest income	利息收入	(4,045)	(3,616)
Dividend income	股利收入	(130,910)	(168,790)
Share of profit of subsidiary and associates	採用權益法認列之子公司及關聯企業損益之份額	(1,166,741)	(626,109)
Loss on disposal of property, plant and equipment	處分及報廢不動產、廠房及設備淨損	20,198	4,400
Loss on disposal of Investment properties	處分及報廢投資性不動產淨損	91	38
Impairment loss on financial assets	金融資產減損損失	1,027	-
Amortization of prepayments	預付款項攤銷	9,023	9,158
Reversal of deferred revenue	迴轉遞延收入	(7,285)	(48,280)
Net changes in operating assets and liabilities	營業資產及負債淨變動數		
Notes receivable	應收票據	2,295	8,329
Accounts receivable	應收帳款	267,005	(29,899)
Related parties - accounts receivable and notes receivable	應收關係人款項－帳款及票據	(1,489)	37,931
Other receivables	其他應收款	157,339	(118,255)
Inventories	存 貨	45,225	(57,184)
Prepayments	預付款項	13,351	74,976
Other current assets	其他流動資產	(16,081)	11,643
Prepaid pension cost	預付退休金	5,412	796
Notes payable	應付票據	-	(113)
Accounts payable	應付帳款	(519,529)	715,542
Related parties - accounts payable and notes payable	應付關係人款項－帳款及票據	(24,610)	7,617
Other payables	其他應付款項	44,847	(6,206)
Advance receipts	預收款項	272,038	718,984
Deferred revenue	遞延收入	6,257	7,285
Other current liabilities	其他流動負債	14,653	(157,897)
Cash inflow generated from operations	營運產生之現金流入	2,847,905	3,697,541
Interest paid	支付之利息	(162,424)	(162,415)
Interest received	收取之利息	3,492	70
Dividends received	收取之股利	473,064	673,420
Income tax returned	退還之所得稅	34,902	2,067
Income tax paid	支付之所得稅	(5,763)	(77,801)
Net cash flows from operating activities	營業活動之淨現金流入	3,191,176	4,132,882

(接次頁)

(Continued)

(承前頁)

		2013	2012
		一〇二年度	一〇一年度
CASH FLOWS FROM INVESTING ACTIVITIES	投資活動之現金流量		
Purchase of debt investments with no active market	無活絡市場之債券投資增加	(\$ 191,594)	\$ -
Purchase of financial assets measured at cost	取得以成本衡量之金融資產	(50,000)	-
Purchase of investments accounted for by equity method	取得採用權益法之投資	(273,949)	-
Payments for property, plant and equipment	取得不動產、廠房及設備	(2,261,957)	(3,241,832)
Proceeds from disposal of property, plant and equipment	處分不動產、廠房及設備價款	4,608	609
Payments for intangible assets	取得無形資產	(3,541)	(4,350)
Payments for investment properties	取得投資性不動產	(181)	(410)
Decrease in other noncurrent assets	其他非流動資產減少	10,934	7,826
Net cash flows used in investing activities	投資活動之淨現金流出	(2,765,680)	(3,238,157)
CASH FLOWS FROM FINANCING ACTIVITIES	籌資活動之現金流量		
Increase in short-term debts	短期借款增加	17,546,000	32,310,000
Decrease in short-term debts	短期借款減少	(17,396,000)	(34,210,000)
Increase in short-term bills payable	應付短期票券增加	8,340,739	9,492,367
Decrease in short-term bills payable	應付短期票券減少	(8,441,703)	(9,492,180)
Repayments of bonds	償還公司債	(1,200,000)	-
Proceeds from long-term borrowings	舉借長期借款	42,500,188	67,610,087
Repayments of long-term borrowings	償還長期借款	(41,050,000)	(65,010,000)
Increase in other noncurrent liabilities	其他非流動負債增加	17,568	26,908
Dividends paid	支付股利	(1,096,010)	(1,317,289)
Net cash flows used in financing activities	籌資活動之淨現金流出	(779,218)	(590,107)
NET INCREASE (DECREASE) IN CASH AND CASH EQUIVALENTS	現金及約當現金淨（減少）增加	(353,722)	304,618
CASH AND CASH EQUIVALENTS AT BEGINNING OF THE YEAR	年初現金及約當現金餘額	870,675	566,057
CASH AND CASH EQUIVALENTS AT END OF THE YEAR	年底現金及約當現金餘額	\$ 516,953	\$ 870,675

(Concluded)

INDEPENDENT AUDITORS' REPORT

The Board of Directors and the Stockholders Far Eastern Department Stores, Ltd.

We have audited the accompanying balance sheets of Far Eastern Department Stores, Ltd. (the “Company”) as of December 31, 2013, December 31, 2012 and January 1, 2012 and the related statements of comprehensive income, changes in equity and cash flows for the years ended December 31, 2013 and 2012. These financial statements are the responsibility of the Company’s management. Our responsibility is to express an opinion on these financial statements based on our audits.

We conducted our audits in accordance with the Rules Governing the Audit of Financial Statements by Certified Public Accountants and auditing standards generally accepted in the Republic of China. Those rules and standards require that we plan and perform the audit to obtain reasonable assurance about whether the financial statements are free of material misstatement. An audit includes examining, on a test basis, evidence supporting the amounts and disclosures in the financial statements. An audit also includes assessing the accounting principles used and significant estimates made by management, as well as evaluating the overall financial statement presentation. We believe that our audits provide a reasonable basis for our opinion.

In our opinion, the financial statements referred to above present fairly, in all material respects, the financial position of Far Eastern Department Stores, Ltd. as of December 31, 2013, December 31, 2012 and January 1, 2012, and its financial performance and its cash flows for the years ended December 31, 2013 and 2012, in conformity with the Regulations Governing the Preparation of Financial Reports by Securities Issuers.

March 28, 2014

Notice to Readers

The accompanying financial statements are intended only to present the financial position, financial performance and cash flows in accordance with accounting principles and practices generally accepted in the Republic of China and not those of any other jurisdictions. The standards, procedures and practices to audit such financial statements are those generally applied in the Republic of China.

For the convenience of readers, the independent auditors’ report and the accompanying financial statements have been translated into English from the original Chinese version prepared and used in the Republic of China. If there is any conflict between the English version and the original Chinese version or any difference in the interpretation of the two versions, the Chinese-language independent auditors’ report and financial statements shall prevail.

會計師查核報告

遠東百貨股份有限公司 公鑒：

遠東百貨股份有限公司民國一〇二年十二月三十一日、民國一〇一年十二月三十一日及一月一日之個體資產負債表，暨民國一〇二年及一〇一年一月一日至十二月三十一日之個體綜合損益表、個體權益變動表與個體現金流量表，業經本會計師查核竣事。上開個體財務報表之編製係管理階層之責任，本會計師之責任則為根據查核結果對上開個體財務報表表示意見。

本會計師係依照會計師查核簽證財務報表規則及一般公認審計準則規劃並執行查核工作，以合理確信個體財務報表有無重大不實表達。此項查核工作包括以抽查方式獲取個體財務報表所列金額及所揭露事項之查核證據、評估管理階層編製個體財務報表所採用之會計原則及所作之重大會計估計，暨評估個體財務報表整體之表達。本會計師相信此項查核工作可對所表示之意見提供合理之依據。

依本會計師之意見，第一段所述個體財務報表在所有重大方面係依照證券發行人財務報告編製準則編製，足以允當表達遠東百貨股份有限公司民國一〇二年十二月三十一日、民國一〇一年十二月三十一日及一月一日之個體財務狀況，暨民國一〇二年及一〇一年一月一日至十二月三十一日之個體財務績效與個體現金流量。

勤業眾信聯合會計師事務所

會計師 施景彬

財政部證券暨期貨管理委員會核准文號
台財證六字第0920123784號

會計師 卓明信

財政部證券暨期貨管理委員會核准文號
台財證六字第0920123784號

中 華 民 國 一 〇 三 年 三 月 二 十 八 日

Executive Officers / 高階主管



Chairman
徐旭東 Douglas Tong Hsu



President
徐雪芳 Nancy Hsu



VP of Operation Division
劉志成 Chris Liu



VP of Merchandise Division
謝寬文 Kuan Wen Hsieh



Auditor Office
袁譽潔 Y. C. Yuan



VP of Administration Division
湯治亞 James Tang



VP of President's office
鄒德祥 Teh Hsiang Tsou

Store Managers / 分公司經理



Kaohsiung Store
施智耀 Chih-Yao Shih



Tainan Store
毛鄧國 Chih Kuo Mao



Marketing Planning Dept.
莊見祥 C.S. Chuang



Top City Taichung Store
藍卓成 C.C. Lan



Baoqing Store
白明玉 Steven Bai



Chiayi Store
林正中 Cheng-Chung Lin



Hsinchu Store
江天佐 Robert Chiang



Hualien Store
許俊明 Chun-Ming Hsu



Mega City Banqiao Store
林彰豐 Chang Li Lin



Taoyuan Store
吳道鍋 Dough Wu

President's Office Managers / 總經理辦公室主管



Information Director
謝麗玉 Lois Hsien



Attorney at Law Director
方怡芬 Clair Fang



Development Dept.
陳錫嘉 George S.J. Chen



Labor Safety & Health Dept.
陳允容 Yun-Jung Chen



Merchandise Division Managers / 商品本部主管



Food & Beverage Dept.
陳佑任 Peter Chen



International Boutique Dept.
詹萃華 Rebecca Chan



Lady's Fashion Dept.
鄭瑤碩 Shawn Cheng



Home Electrical Appliances Dept.
余足美 Sophia Yu



Men's / Children's Apparel Dept.
洪偉倫 Allen Hung



Cosmetics Dept.
王敬元 Jason Wang



Merchandise Planning Dept.
詹武哲 Steve Chan



E-Commerce Business
呂湘南 Benny Lu

Administration Division Managers / 管理本部主管



Investor Relations Dept.
湯治亞 James Tang



General Affairs Dept.
魏安邦 An-Pang Wei



Construction Dept.
廖金賜 Chin-Shih Liao



Human Resources Dept.
劉麗玉 Lily Liu



Accounting Dept.
劉儀婷 Lily Liu



Finance Dept.
曾治國 Greg Tseng



Chairman
黃晴雯 Sophia C. W. Huang



Vice Chairman
井上哲 Satoshi Inoue



Operation President
李光榮 Kuang-Jong Lee



Administration President
杜金森 Chin-Sen Tu





Chief Operation Officer
莊金龍 Tim Chuang



Human Resources Director
陳志鴻 Alex Chen



Merchandise Director
楊智傑 Jeff Yang



IT Director
顏瑞堂 Roger Yen



Operation Director
羅步錦 Phil Lo



Merchandise Director
黃正揚 Richard Huang



Chief Operation Officer
葉清水 C. S. Yeh



Vice President
張宗元 Edward Chang



Administration Division
黃書煒 S. W. Huan



Store Manager
王汝中 Leon Wang



Store Operation Division
羅中秀 Shirley Lo






 Chief Operation Officer
劉朝雄 Tony Liu

 Chief Financial Officer
張宗元 Edward Chang

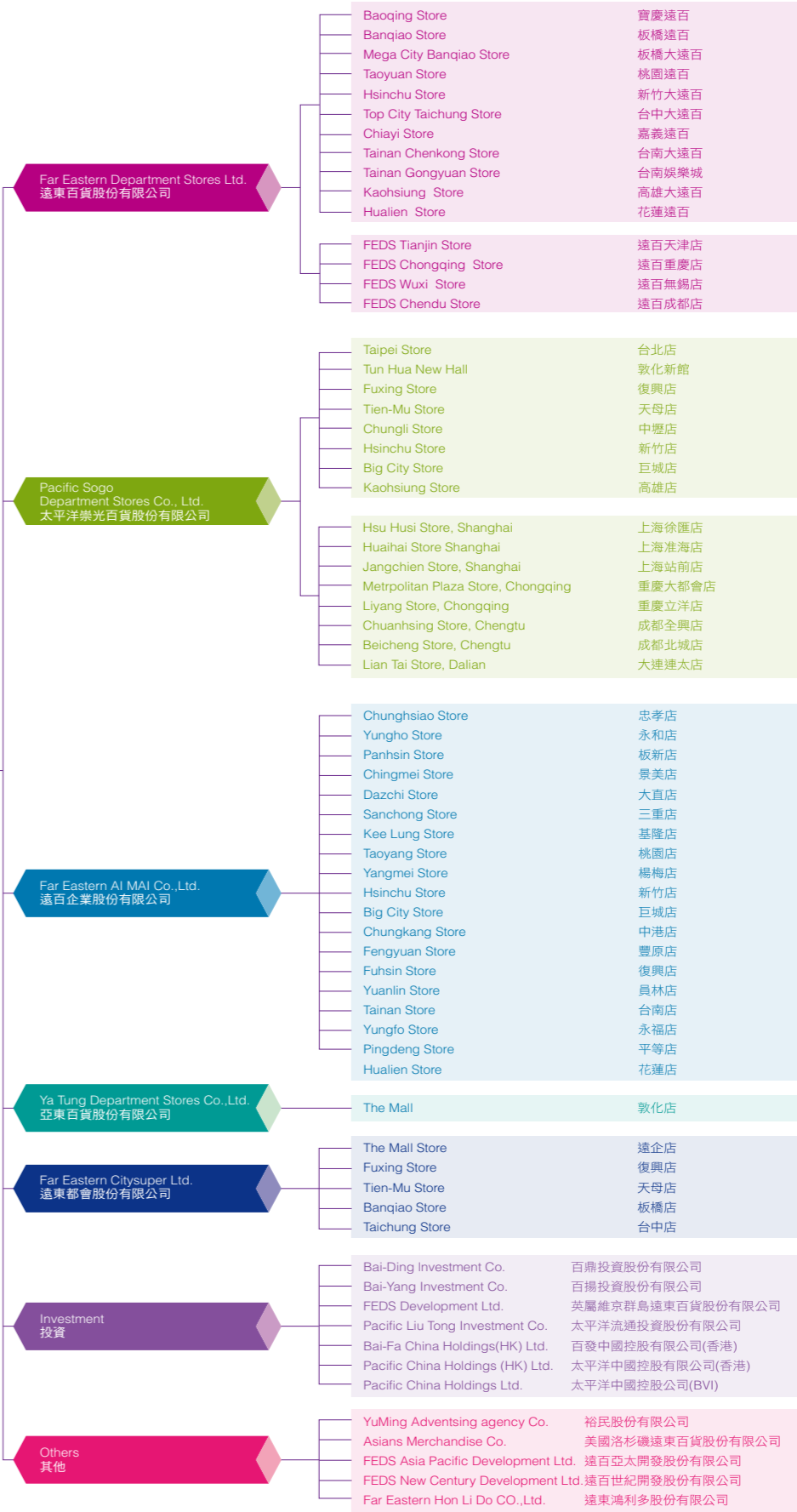
 Store Operation Division
林曲祥 John Lin

 Life Division Manager
林品妙 Peggy Lin

 Food Division Manager
楊土城 Tomson Yang



FAR EASTERN DEPARTMENT STORES LTD. RETAIL GROUP
遠東百貨股份有限公司零售集團



Branch Stores of Far Eastern Department Stores Ltd. Retail Group
遠東百貨股份有限公司—零售集團各分公司

Branch Stores of Far Eastern Department Stores Ltd.
遠東百貨股份有限公司各分公司

- | | | |
|----|-------------------------|-------|
| 1 | Baoqing Store | 寶慶遠百 |
| 2 | Banqiao Store | 板橋遠百 |
| 3 | Mega City Banqiao Store | 板橋大遠百 |
| 4 | Taoyuan Store | 桃園遠百 |
| 5 | Hsinchu Store | 新竹大遠百 |
| 6 | Top City Taichung Store | 台中大遠百 |
| 7 | Chiayi Store | 嘉義遠百 |
| 8 | Tainan Chenkong Store | 台南大遠百 |
| 9 | Tainan Gongyuan Store | 台南娛樂城 |
| 10 | Kaohsiung Store | 高雄大遠百 |
| 11 | Hualien Store | 花蓮遠百 |

Subsidiaries of Far Eastern Department Stores Ltd.
遠東百貨股份有限公司子公司

Pacific Sogo Department Stores Co., Ltd.
太平洋崇光百貨股份有限公司

- | | | |
|---|------------------|------|
| 1 | Taipei Store | 台北店 |
| 2 | Fuxing Store | 復興店 |
| 3 | Tun Hua New Hall | 敦化新館 |
| 4 | Tien-Mu Store | 天母店 |
| 5 | Chungli Store | 中壢店 |
| 6 | Hsinchu Store | 新竹店 |
| 7 | Big City Store | 巨城店 |
| 8 | Kaohsiung Store | 高雄店 |

Far Eastern AI MAI Co.,Ltd.
遠百企業股份有限公司

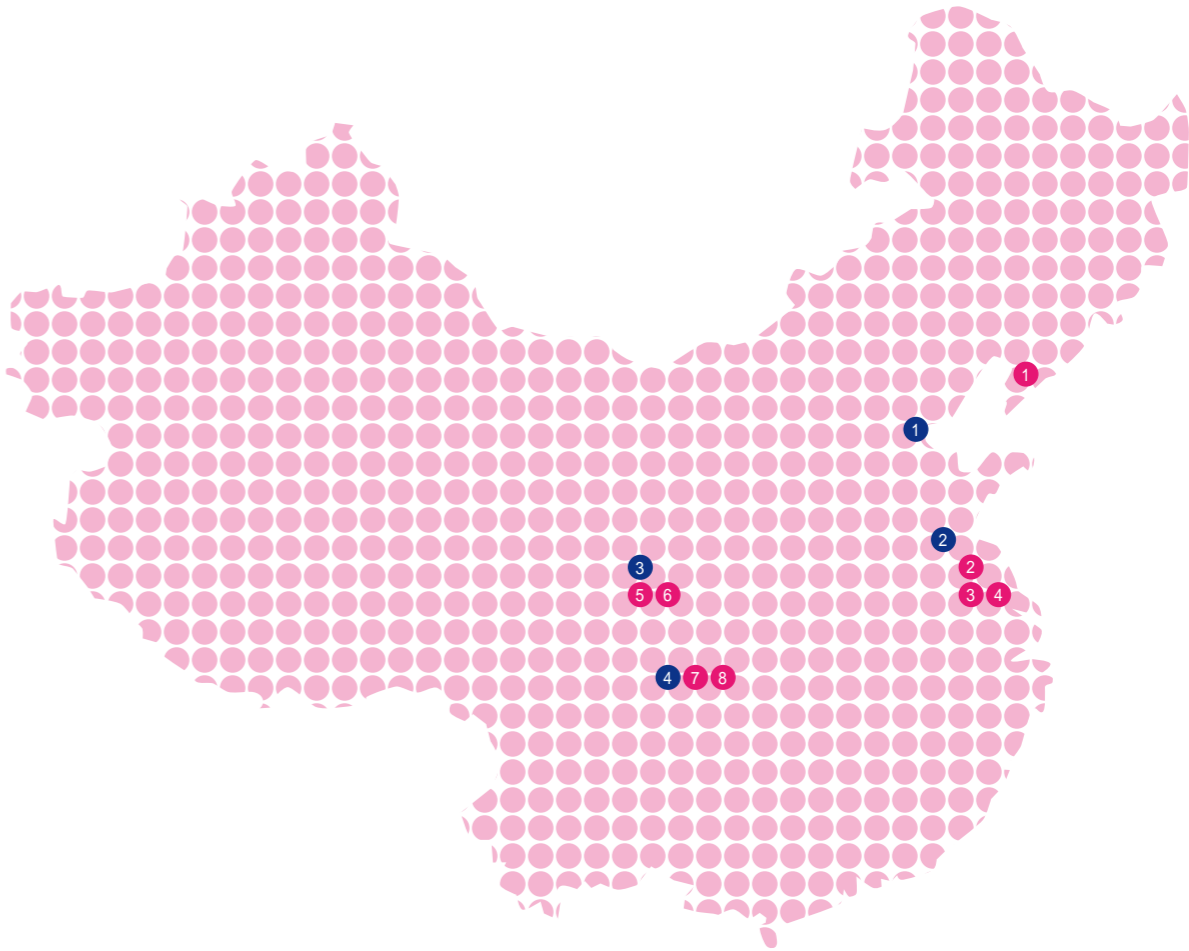
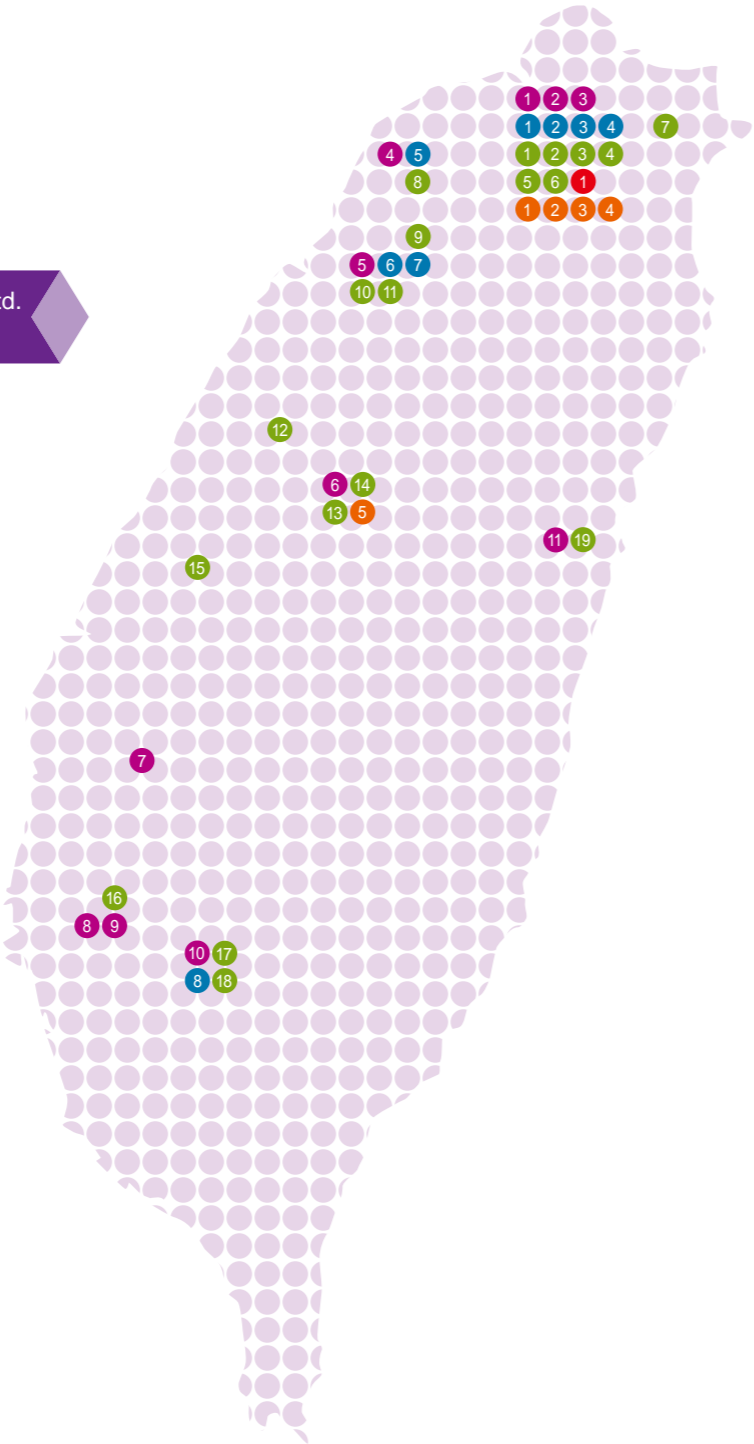
- | | | |
|----|----------------------|-------|
| 1 | Chunghsiao Store | 忠孝分公司 |
| 2 | Chingmei Store | 景美分公司 |
| 3 | Panhsin Store | 板新分公司 |
| 4 | Yungho Store | 永和分公司 |
| 5 | Dazch Store | 大直分公司 |
| 6 | Sanchung Store | 三重分公司 |
| 7 | Kee Lung Store | 基隆分公司 |
| 8 | Taoyang Store | 桃園分公司 |
| 9 | Yangmei Store | 楊梅分公司 |
| 10 | Hsinchu Store | 新竹分公司 |
| 11 | Big City Store | 巨城分公司 |
| 12 | Fengyuan HYPER Store | 豐原分公司 |
| 13 | Yungfo Store | 永福分公司 |
| 14 | Chungkang Store | 中港分公司 |
| 15 | Yuanlin Store | 員林分公司 |
| 16 | Tainan Store | 台南分公司 |
| 17 | Fuhsin Store | 復興分公司 |
| 18 | Pingdeng Store | 平等分公司 |
| 19 | Hualien Store | 花蓮分公司 |

Ya Tung Department Store Co., Ltd.
亞東百貨股份有限公司

- 1 The Mall

Far Eastern Citysuper Ltd.
遠東都會股份有限公司

- | | | |
|---|----------------|-----|
| 1 | The Mall Store | 遠企店 |
| 2 | Fuxing Store | 復興店 |
| 3 | Tien-Mu Store | 天母店 |
| 4 | Banqiao Store | 板橋店 |
| 5 | Taichung Store | 台中店 |



Far Eastern Department Stores Co., Ltd. 遠東百貨股份有限公司

- | | | |
|---|----------------------|-------|
| 1 | FEDS Tianjin Store | 遠百天津店 |
| 2 | FEDS Wuxi Store | 遠百無錫店 |
| 3 | FEDS Chengtu Store | 遠百成都店 |
| 4 | FEDS Chongqing Store | 遠百重慶店 |

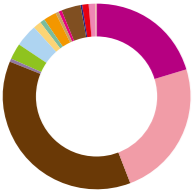
Pacific Department Stores Co., Ltd. 太平洋百貨股份有限公司

- | | | | | | |
|---|---------------------------|-------|---|-------------------------------------|--------|
| 1 | Lian Tai Store, Dalian | 大連連太店 | 5 | Chuanhsing Store, Chengtu | 成都全興店 |
| 2 | Hsu Huei Store, Shanghai | 上海徐匯店 | 6 | Beicheng Store, Chengtu | 成都北城店 |
| 3 | Huaihai Store, Shanghai | 上海淮海店 | 7 | Liyang Store, Chongqing | 重慶立洋店 |
| 4 | Jangchien Store, Shanghai | 上海站前店 | 8 | Metropolitan Plaza Store, Chongqing | 重慶大都會店 |

Address of Far Eastern Department Stores Ltd. Retail Group
遠東百貨股份有限公司零售集團各地分公司地址

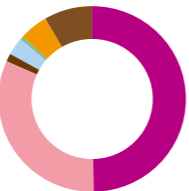
Unit: Million 單位：百萬

Retail Revenue
零售收入



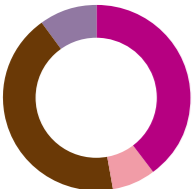
■ Far Eastern Department Stores Ltd. 遠東百貨公司 NT\$9,655 US\$323.94	■ Beijing Xidan Pacific Department Store Co., Ltd. 北京西單太平洋百貨公司 NT\$0 US\$0.00
■ Pacific Sogo Department Stores Co.,Ltd. 太平洋崇光百貨公司 NT\$11,257 US\$377.69	■ Tianjin FEDS Co., Ltd. 天津遠東百貨公司 NT\$277 US\$9.29
■ Far Eastern Ai Mai Co., Ltd. 遠百企業公司 NT\$17,450 US\$585.47	■ Dalian Pacific Department Store Co.,Ltd 大連連太百貨公司 NT\$291 US\$9.76
■ Ya Tung Department Stores Ltd. 亞東百貨公司 NT\$153 US\$5.13	□ Chongqing Liyang Department Store Co.,Ltd 重慶市立洋百貨公司 NT\$0 US\$0.00
■ Far Eastern CitySuper Co.,Ltd. 遠東都會公司 NT\$1,321 US\$44.32	■ Chongqing FEDS Co.,Ltd. 重慶遠東百貨公司 NT\$1,526 US\$51.20
■ Shanghai Pacific Department Store Co., Ltd. 上海太平洋百貨公司 NT\$1,868 US\$62.67	■ Wuxi FEDS Co., Ltd. 無錫遠東百貨商場公司 NT\$195 US\$6.54
■ Chengdu Shangxia Pacific Department Store Co., Ltd. 成都商廈太平洋百貨公司 NT\$606 US\$20.33	■ Chengdu FEDS Co., Ltd. 遠東巨城購物中心 NT\$450 US\$15.10
■ Chengdu Quanying Pacific Department Store Co., Ltd. 成都全興大廈太平洋百貨公司 NT\$378 US\$12.68	■ Far Eastern Big City Shopping Malls Co.,Ltd. 遠東巨城購物中心 NT\$635 US\$21.31
■ Chongqing Metropolitan Plaza Pacific Department Store Co., Ltd. 重慶大都會廣場太平洋百貨公司 NT\$1,070 US\$35.90	■ Chengdu Beicheng FEDS Co., Ltd. 成都北城遠東百貨公司 NT\$3 US\$0.10

Retail Income After Income Tax
零售稅後淨利



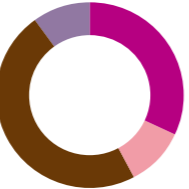
■ Far Eastern Department Stores Ltd. 遠東百貨公司 NT\$2,166 US\$72.67	■ Beijing Xidan Pacific Department Store Co., Ltd. 北京西單太平洋百貨公司 (NT\$7) (US\$0.23)
■ Pacific Sogo Department Stores Co.,Ltd. 太平洋崇光百貨公司 NT\$1,388 US\$46.57	■ Tianjin FEDS Co., Ltd. 天津遠東百貨公司 (NT\$197) (US\$6.61)
■ Far Eastern Ai Mai Co., Ltd. 遠百企業公司 NT\$59 US\$1.98	■ Dalian Pacific Department Store Co.,Ltd. 大連連太百貨公司 (NT\$23) (US\$0.77)
■ Ya Tung Department Stores Ltd. 亞東百貨公司 (NT\$82) (US\$2.75)	□ Chongqing Liyang Department Store Co.,Ltd. 重慶市立洋百貨公司 NT\$0 US\$0.00
■ Far Eastern CitySuper Co.,Ltd. 遠東都會公司 (NT\$65) (US\$2.18)	■ Chongqing FEDS Co.,Ltd. 重慶遠東百貨公司 NT\$356 US\$11.94
■ Shanghai Pacific Department Store Co., Ltd. 上海太平洋百貨公司 NT\$140 US\$4.70	■ Wuxi FEDS Co., Ltd. 無錫遠東百貨商場公司 (NT\$262) (US\$8.79)
■ Chengdu Shangxia Pacific Department Store Co., Ltd. 成都商廈太平洋百貨公司 (NT\$204) (US\$6.84)	■ Chengdu FEDS Co., Ltd. 遠東巨城購物中心 (NT\$23) (US\$0.77)
■ Chengdu Quanying Pacific Department Store Co., Ltd. 成都全興大廈太平洋百貨公司 NT\$27 US\$0.91	■ Chengdu Beicheng FEDS Co., Ltd. 成都北城遠東百貨公司 (NT\$46) (US\$1.54)
■ Chongqing Metropolitan Plaza Pacific Department Store Co., Ltd. 重慶大都會廣場太平洋百貨公司 NT\$214 US\$7.18	

Investment Revenue
投資收入



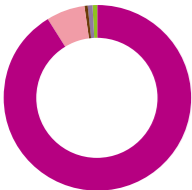
■ Bai Ding Investment Co., Ltd. 百鼎投資公司 NT\$1,028 US\$34.49	■ Pacific China Holding Ltd. 太平洋中國控股公司 (NT\$1,004) (US\$33.69)
■ Bai Yang Investment Co., Ltd. 百揚投資公司 NT\$198 US\$6.64	□ Bai Fa China Holding (HK) Limited 百發中國控股公司 NT\$0 US\$0.00
■ Pacific Liu Tong Investment Co., Ltd. 太平洋流通投資公司 NT\$1,101 US\$36.94	□ Pacific(China) Investment Co.,Ltd 百發(中國)投資公司 NT\$0 US\$0.00
■ FEDS Development Ltd. 英屬維京群島遠東百貨公司 NT\$258 US\$8.66	
■ Pacific China Holding (HK) Limited 太平洋中國控股(香港)公司 (NT\$826) (US\$27.71)	

Investment Income After Income Tax
投資稅後淨利



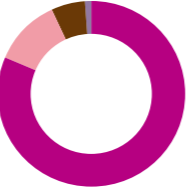
■ Bai Ding Investment Co., Ltd. 百鼎投資公司 NT\$663 US\$22.24	■ Pacific China Holding Ltd. 太平洋中國控股公司 (NT\$608) (US\$20.40)
■ Bai Yang Investment Co., Ltd. 百揚投資公司 NT\$218 US\$7.31	□ Bai Fa China Holding (HK) Limited 百發中國控股公司 NT\$0 NT\$0.00
■ Pacific Liu Tong Investment Co., Ltd. 太平洋流通投資公司 NT\$989 US\$33.18	■ Pacific(China) Investment Co.,Ltd 百發(中國)投資公司 (NT\$943) (US\$31.64)
■ FEDS Development Ltd. 英屬維京群島遠東百貨公司 NT\$204 US\$6.84	
■ Pacific China Holding (HK) Limited 太平洋中國控股(香港)公司 (NT\$798) (US\$26.77)	

Other Revenue
其他收入



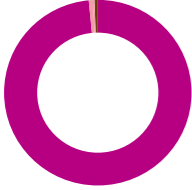
■ FEDS Asia Pacific Development Co., Ltd. 遠百亞太開發公司 NT\$330 US\$11.07	■ Asians Merchandise Co. 美國洛杉磯遠東百貨公司 NT\$3 US\$0.10
■ FEDS New Century Development Co., Ltd. 遠百新世紀開發公司 NT\$24 US\$0.81	■ Chongqing Pacific Consultant and Management Co., Ltd. 重慶太平洋商業管理諮詢公司 NT\$0 US\$0.00
■ Yu Ming Advertising Agency Co., Ltd. 裕民公司 NT\$3 US\$0.10	■ Shanghai Bai Ding Consultant and Management Co., Ltd. 上海百鼎商業管理諮詢公司 NT\$0 US\$0.00
■ Far Eastern Hon Li Do Co.,Ltd. 遠東鴻利多公司 NT\$2 US\$0.07	

Other Income After Income Tax
其他稅後淨利



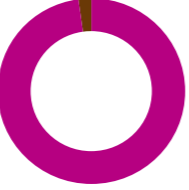
■ FEDS Asia Pacific Development Co., Ltd. 遠百亞太開發公司 NT\$168 US\$5.64	□ Asians Merchandise Co. 美國洛杉磯遠東百貨公司 NT\$0 US\$0.00
■ FEDS New Century Development Co., Ltd. 遠百新世紀開發公司 NT\$24 US\$0.81	■ Chongqing Pacific Consultant and Management Co., Ltd. 重慶太平洋商業管理諮詢公司 (NT\$147) (US\$4.93)
■ Yu Ming Advertising Agency Co., Ltd. 裕民公司 NT\$12 US\$0.40	■ Shanghai Bai Ding Consultant and Management Co., Ltd. 上海百鼎商業管理諮詢公司 (NT\$1) (US\$0.03)
■ Far Eastern Hon Li Do Co.,Ltd. 遠東鴻利多公司 NT\$2 US\$0.07	

Total Revenue
合計收入



■ Retail Revenue 零售收入 NT\$47,135 US\$1,581.43	■ Other Revenue 其他收入 NT\$362 US\$12.15
■ Investment Revenue 投資收入 NT\$755 US\$25.33	

Total Income After Income Tax
合計稅後淨利



■ Retail 零售 NT\$2,794 US\$93.76	■ Others 其他 NT\$58 US\$1.96
■ Investment 投資 (NT\$275) (US\$9.24)	

Far Eastern Department Stores Ltd.
遠東百貨股份有限公司

Head Office 總公司
No.27, Baoqing Rd., Zhongzheng Dist., Taipei City 100, Taiwan (R.O.C.)
TEL:886-2-2381-6155-9 FAX:886-2-2382-1371
Web:www.feds.com.tw e-mail:service@feds.com.tw

Baoqing Store 寶慶遠百
No.32, Baoqing Rd., Zhongzheng Dist., Taipei City 100, Taiwan (R.O.C.)
TEL:886-2-2381-6088 FAX:886-2-2314-0669

Banqiao Store 板橋遠百
No.152, Sec. 1, Zhongshan Rd., Banqiao Dist., New Taipei City 220, Taiwan (R.O.C.)
TEL:886-2-8952-5678 FAX:886-2-8953-0009

Mega City Banqiao Store 板橋大遠百
No.28, Xinzhan Rd., Banqiao Dist., New Taipei City 220, Taiwan (R.O.C.)
TEL:886-2-7705-4168 FAX:886-2-7738-0167

Taoyuan Store 桃園遠百
No.20, Zhongzheng Rd., Taoyuan City, Taoyuan County 330, Taiwan (R.O.C.)
TEL:886-3-335-9811 FAX:886-3-338-0194

Hsinchu Store 新竹大遠百
No.323, Xida Rd., North Dist., Hsinchu City 300, Taiwan (R.O.C.)
TEL:886-3-523-3121 FAX:886-3-526-9413

Top City Taichung Store 台中大遠百
No.105, Sec. 2,Taichung Port Rd., Xitun Dist.,Taichung City 407, Taiwan, R.O.C.
TEL:886-4-3702-2168 FAX:886-4-3702-7205

Chiayi Store 嘉義遠百
No.537, Chuiyang Rd., West Dist., Chiayi City 600, Taiwan (R.O.C.)
TEL:886-5-236-5137 FAX:886-5-236-5358

Tainan Chenkong Store 台南大遠百
No.210, Qianfeng Rd., East Dist., Tainan City 701, Taiwan (R.O.C.)
TEL:886-6-209-8999 FAX:886-6-209-7907

Tainan Gongyuan Store 台南娛樂城
No.60, Gongyuan Rd., West Central Dist., Tainan City 700, Taiwan (R.O.C.)
TEL:886-6-225-9101 FAX:886-6-225-9120

Kaohsiung Store 高雄大遠百
No.21, Sanduo 4th Rd., Lingya Dist., Kaohsiung City 802, Taiwan (R.O.C.)
TEL:886-7-338-6168 FAX:886-7-972-2845

Hualien Store 花蓮遠百
No.581, Heping Rd., Hualien City, Hualien County 970, Taiwan (R.O.C.)
TEL:886-3-835-5588 FAX:886-3-836-2720

FEDS Tianjin Store 遠百天津店
168,Nankai District, Tianjin, China
TEL:86-22-2727-1688 FAX:86-22-2735-2489

FEDS Chongqing Store 遠百重慶店
10 Yanghe Rd. Jiangbai,Chongqing, China
TEL:86-23-8918-0088 FAX:8623-8911-8111

FEDS Wuxi Store 遠百無錫店
10 Yanghe Rd. Jiangbai,Chongqing, China
TEL:86-23-8918-0088 FAX:86-23-8911-8111

Chendu FEDS Co; Ltd. 遠百成都店
No.18, Royal Street East, Jinjiang District, Chengdu
TEL:86-28-6233-7777 FAX:86-28-8673-1044

Far Eastern Int'1.Seles 洛杉磯遠東百貨公司
13360 East Firestone BLVD.,#J.
SANTA FE SPRINGS,CA 90670, U.S.A.
TEL:1-562-404-7376 FAX:1-562-404-8663

Pacific Sogo Department Stores Co., Ltd.
太平洋崇光百貨股份有限公司

Taipei Store 台北店
No.45, Sec.4, Chung Hsiao E. Rd, Taipei, Taiwan, R.O.C.
TEL:886-2-2776-5555 FAX:886-2-2741-2869

Fuxing Store 復興店
No.300,Sec.3,Chung Hsiao E.Rd.
TEL:886-2-2776-5555 FAX:886-2-2778-1191

Tun Hua New Hall 敦化新館
No.246, Sec.1, Tun Hua South Road, Taipei, Taiwan, R.O.C.
TEL:886-2-2776-5555 FAX:886-2-2711-2632

Tien-Mu Store 天母店
NO.77, Sec 6, Zhongshan N. Rd., Taipei, Taiwan, R.O.C.
TEL:886-2-2834-5000 FAX:886-2-2834-7755

Chungli Store 中壢店
No.357, Yuan Hua Road, Chungli, Taiwan, R.O.C.
TEL:886-3-422-7000 FAX:886-3-422-1212

Hsinchu Store 新竹店
No.2, Ming Chu Road, Hsinchu, Taiwan, R.O.C.
TEL:886-3-522-7000 FAX:886-3-524-8888

Big City Store 巨城店
No.229, Zhongyang Rd., Hsinchu City 300, Taiwan, R.O.C.
TEL:886-3-623-8000 FAX:886-3-621-8801

Kaohsiung Store 高雄店
No.217, Sando 3th Road, Kaohsiungn, Taiwan, R.O.C.
TEL:886-7-338-1000 FAX:886-7-338-2000

Hsu Huei Store, Shanghai 上海徐匯店
No.932, Hengshan Road, Hsu Huei Dist, Shanghai
TEL:86-21-6407-8888 FAX:86-21-6469-6688

Huaihai Store, Shanghai 上海淮海店
No.333, Huai Hai CEntal Road, Luwan Dist, Shanghai
TEL:86-21-5306-8888 FAX:86-21-6385-9456

Jangchien Store, Shanghai 上海站前店
No.218,Tienmu W. Road, Zabei Dist, Shanghai
TEL:86-21-6381-8888 FAX:86-21-6381-6688

Beicheng Store, Chengtu 成都北城店
No.9, Wufuqiao East Road, Jinniu Dist, Chengtu
TEL:86-28-6872-1899 FAX:86-28-6872-1899

Chuanhsing Store, Chengtu 成都全興店
No.68, Sec.2, Renming Center Road, Chengtu
TEL:86-28-8625-6688 FAX:86-28-8625-6656

Address of Far Eastern Department Stores Ltd. Retail Group
遠東百貨股份有限公司零售集團各地分公司地址

Metropolitan Plaza Store, Chongqing 重慶大都會店
No.68, Zou Rong Road, Shapingba District, Chongqing
TEL:86-23-6371-0088 FAX:86-23-6372-0293
Liyang Store, Chongqing 重慶立洋店
No.99, Xiaoxin Road, Yu Zhong District, Chongqing
TEL:86-23-6536-0088 FAX:86-23-6547-9081

Lian Tai Store, Dalian 大連連太店
No.19, Jie Fang Road, Yu Zhong Shan District, Dalian
TEL:86-411-230-6999 FAX:86-411-230-0023

Far Eastern AI MAI Co., Ltd.
遠百企業股份有限公司

Head Office 總公司
13F, 110 Yen Ping S. Rd., Taipei 100, Taiwan, R.O.C.
TEL:886-2-2361-3691 FAX:886-2-2371-5298

Kee Lung Store 基隆店
B1, No. 53, Shenxi Rd., Xinyi Dist, Keelung City
TEL:886-0800-089-899 FAX:886-2-2468-0522

Chunghsiao HYPER Store 忠孝店
B2/B3, Chunghsiao E. Rd., Sec.5, Taipei, Taiwan, R.O.C.
TEL:886-2-2528-9388 FAX:886-2-2528-9389

Dazhi Hyper Store 大直店
123, Ching-Yeh 3rd Rd., Taipei, Taiwan, R.O.C
TEL:886-2-7701-5168 FAX:886-2-7701-5056

Chingmei HYPER Store 景美店
12, Ching St., Lane 30,Taipei 116, Taiwan, R.O.C.
TEL:886-2-2933-2088 FAX:886-2-2931-8459

Panhsin HYPER Store 板新店
389, Sze Chuan Rd., Sec.1, Banqiao 220, Taiwan, R.O.C.
TEL:886-2-2956-9888 FAX:886-2-2956-9777

Yungho HYPER Store 永和店
56, Ming-Sheng Rd., Lane 46, Yungho, Taiwan, R.O.C.
TEL:886-2-2948-8988 FAX:886-2-2948-8993

Sanchong Store 三重店
No, 45, Lane 193, Zhongzheng N. Rd., Sanchong City,
Taipei County, Taiwan, R.O.C.
TEL:886-2-2988-3199 FAX:886-2-2988-8262

Taoyuan HYPER Store 桃園店
939, Chung Sang Rd., Taoyuan, Taiwan, R.O.C.
TEL:886-3-378-5688 FAX:886-3-378-3088

Yangmei HYPER Store 楊梅店
6, Chung Sang N. Rd., Lane 23, Sec.5, Yangmei, Taiwan, R.O.C.
TEL:886-3-481-6988 FAX:886-3-816-958

Hsinchu HYPER Store 新竹分公司
469, Gongdaowu Rd., Sec.2, Hsinchu 300, Taiwan, R.O.C.
TEL:886-3-573-5566 FAX:886-3-275-2112

Big City Store 巨城店
No.229, Zhongyang Rd., Hsinchu City 300, Taiwan, R.O.C.
TEL:886-3-623-8000 FAX:886-3-621-8801

Yungfu HYPER Store 永福店
174, Ching Hai Rd., Sec.3, Taichung 400 Taiwan, R.O.C.
TEL:886-4-426-8568 FAX:886-4-463-0515

Fengyuan HYPER Store 豐原店
No.420, Shuiyuan Rd., Fengyuan Dist., Taichung City 420,
Taiwan, R.O.C.
TEL:886-4-3704-6999 FAX:886-4-2513-2189Fuhsin

HYPER Store 復興店
359, Fuhsin Rd., Sec.1, Tauchung, Taiwan, R.O.C.
TEL:886-4-2265-8686 FAX:886-4-2324-7190
Chungkang HYPER Store 中港店
71, Chungkang Rd., Sec.2, Taichung, Taiwan, R.O.C.
TEL:886-4-2319-9883 FAX:886-4-327443

Yuanlin HYPER Store 員林店
90-100,Lane2, Chung-Cheng Rd., Yuanlin, Ghanghua
Taiwan, R.O.C.
TEL:886-4-836-1728 FAX:886-4-837-7199

Tainan HYPER Store 台南店
533, Chung Cheng S. Rd., Yung Kung, Tainan700, Taiwan, R.O.C.
TEL:886-6-254-2532 FAX:886-6-254-2997

Pingdeng HYPER Store 平等店
171, Pingdeng Rd., Kauhsiung, Taiwan, R.O.C.
TEL:886-7-386-0600 FAX:886-7-391-9190

Hualien Store 花蓮店
581,Heping Rd., Hualien 970, Taiwan, R.O.C.
TEL:886-3-890-9070 FAX:886-3-836-0058

Ya Tung Department. Stores Co., Ltd.
亞東百貨股份有限公司

Head Office 總公司
11F, 270, Tun Hwa S Rd., Sec.2, Taipei 106, Taiwan, R.O.C.
TEL:886-2-2377-6666 FAX:886-2-2377-5223

Taipei Store 台北店
203, Tun Hwa S Rd., Sec.2, Taipei 106, Taiwan, R.O.C.
TEL:886-2-2378-6666 FAX:886-2-2377-5223

Far Eastern Citysuper Ltd.
遠東都會股份有限公司

Head Office 總公司
7F, No. 64, Sec. 4, Ren-ai Rd., Da-an District, Taipei 106,
Taiwan, R.O.C.
TEL:886-2-7711-3288 FAX:886-2-7711-3289

Tun Hwa Store 敦化店
203, Tun Hwa S Rd., Sec.2, Taipei 106, Taiwan, R.O.C.
TEL:886-2-7711-3830 FAX:886-2-7711-3831

Fuxing Store 復興店
No. 300, Sec. 3, Chung Hsiao E.Rd. Taipei, Taiwan, R.O.C.
TEL:886-2-2776-5555 FAX:886-2-2778-1191

Tien-Mu Store 天母店
B1, No. 77, Sec 6, Chung-Hsan N. Road, Taipei, Taiwan, R.O.C.
TEL:886-2-7736-0766 FAX:886-2-7736-0765

Mega City Banqiao Store 板橋大遠百店
No. 28, Xinzhan Rd., Banqiao Dist, New Taipei City
TEL:886-2-7705-4168 FAX:886-2-7738-0167

Top City Taichung Store 台中大遠百店
No.105, Sec. 2, Taichung Prot Rd., Xitun Dist., Taichung City, Taiwan
TEL:886-4-3702-2168 FAX:886-4-3702-7205

FE THE FAR EASTERN GROUP
遠東集團

THE FAR EASTERN GROUP (FEG) comprises 242 companies and institutions. Listed below are 52 of the more active operations in Taiwan, China, Japan, Singapore, Canada, Thailand, Vietnam, and etc. (* indicates the Group's 9 listed public companies)

*1) FAR EASTERN NEW CENTURY CORP. (FENC):
renamed from Far Eastern Textile Ltd., a knitting factory founded in Shanghai in 1942, and the first textile company relocated to Taiwan in 1949. This leading provider of polyester and textile products in Taiwan has grown into a sizable entity with substantial holdings in equity investments and real estates. Consolidated revenues in 2013 were NT\$238.8 billion (US\$7.97 billion, using 2013 yearend rate NT\$29.95 = US\$1.0).

*2) ASIA CEMENT CORP. (ACC):
founded in 1957, the most efficient cement company in Taiwan. Consolidated revenues reached NT\$70.1 billion (US\$2.3 billion) in 2013 with net profit of NT\$8.4 billion (US\$284 million). Total annual cross-strait cement capacity will grow up to 50 million metric tons in 2016.

*3) FAR EASTERN DEPARTMENT STORES (FEDS):
established in 1967, has retail chain stores in all major cities around the Island. Consolidated revenues in 2013 were NT\$46.75 billion (US\$1.56 billion).

*4) U-MING MARINE TRANSPORT CORP. (UMTC):
Taiwan's largest bulk carrier with shipping capacity of 6.51 million DWT. UMTC has subsidiaries in both Hong Kong and Singapore and has acquired various international standard certifications, also formed strategic alliances with oil tanker and other shipping companies. Its outstanding operating result has won global recognition.

*5) ORIENTAL UNION CHEMICAL CORPORATION (OUCC):
founded in 1975 to establish an EG and a gas plant on a 23-hectare area in the Lin Yuan Industrial Zone in Kaohsiung County. OUCC has been developing several specialty chemical products in recent years, and engaged in various investments in fine chemicals and bio-chemicals sector (C\$3 million investment in Sino-Canada Biotechnology Development Fund). Total revenues in 2013 amounted to NT\$15.43 billion (U\$515 million).

*6) EVEREST TEXTILE CO., LTD.:
established in 1988 in Tainan, south of Taiwan, is a R&D oriented and vertically integrated textile manufacturer. Sales revenues in 2013 were NT\$7.64 billion (US\$255 million).

*7) FAR EASTERN INTERNATIONAL BANK (FEIB):
inaugurated its banking operations in early 1992, was listed on Taiwan Stock Market in 1998, now with total assets exceeding US\$16.4 billion and 56 branches throughout Taiwan including one branch in Hong Kong. In 2009 FEIB acquired AIG's credit card business to reach the economies of scale and also acquired Chinfon Bank's 19 domestic operating units. The Bank acquired 100% stock ownership of ING Securities (renamed as Far Eastern International Securities), ING Group's Taiwan subsidiary, in 2011.

*8) FAR EASTONE TELECOMMUNICAT8ONS LTD. (FET):
has been awarded several valuable licenses to provide 2G, 3G, 4G, WiMax, Internet and ISR, and local/domestic long-distance land cable leased circuit services to Taiwan. Operations were launched on January 20, 1998. Total consolidated revenues for 2013 were NT\$ 93 billion (US\$3.1 billion) with revenue-producing customer exceeding 7 million. FET and China Mobile announced strategic cooperation agreement and share subscription in April 2009, which equity deal still awaits government approval.

*9) ASIA CEMENT (CHINA) HOLDINGS CORP. (ACCC):
offshore subsidiary of ACC, was listed on the Main Board of the Stock Exchange of Hong Kong Limited on May 20, 2008. Consolidated revenues in 2013 were RMB7.3 billion and profit was RMB850 million.

10) FAR EASTERN FIBERTECH CO., LTD. (FEFC):
founded in the 1Q of 1997 to produce “nylon 66” , a durable, high-performance technical yarn.

11) ORIENTAL PETROCHEMICALS CORP. (OPC):
located at the Kuan Yin site of Taoyuan County to operate on PTA facility with a capacity of 1 million MT/year. Revenues for 2013 were NT\$23.66 billion (US\$787 million).

12) AIR LIQUIDE FAR EASTERN LTD. (ALFE):
established in 1987, joint venture by FENC and France's L'Air Liquide for the production of industrial gases.

13) FREUDENBERG FAR EASTERN SPUNWEB CO., LTD.:
established in 1987, joint venture with Germany's Carl Freudenberg and Japan Vilene Co. for the production of non-woven fabrics and related high-tech polyester products.

14) YUAN DING CO., LTD.:
founded by FETL and ACC in 1984 as a real estate developer and a holding company for diversified businesses, such as YDT Technology International established in 2000, a professional CCTV producer and total solution provider for FEG and worldwide clients, plus Far Eastern Technical Consultant Co. founded in July 2001 to handle land development, project management, design, planning and other real estate consultant services.

15) FAR EASTERN GENERAL CONTRACTOR INC.:
established in 1982, a renowned A-Class contractor to handle the Group's as well as other local major construction projects.

16) ALBERTA & ORIENT GLYCOL COMPANY LIMITED:
FENC's joint venture with Dow Chemical and Petrochemical Industries Company of Kuwait, total investment amounts to C\$400 million, to produce ethylene glycol. Its plant locates in Red Deer, Alberta, Canada and commenced beneficial production in early September 1994.

17) FAR EASTERN INDUSTRIES (SHANGHAI) LTD. (FEIS):
FETL's wholly owned subsidiary, a vertically integrated polyester polymer plant which obtained a “high-tech enterprise” status in Pudong, Shanghai during 3Q of 2000. Sales revenues in 2013 were RMB5.75 billion.

18) FAR EASTERN APPAREL (SUZHOU) CO., LTD.:
the first garment factory invested by FENC in Mainland China in 1996 to manufacture and sell knitting garments.

19) ORIENTAL INDUSTRIES (SUZHOU) LTD.:
initiated operations in September 2007 to produce industrial fabrics including SSP, HTY, tire cord, conveyor and etc. With annual capacity of industrial yarn reaching 44,000 tons and industrial fabric of 12,000 ton, the Company aims to become major supplier to Goodyear and other related companies.

20) FAR EASTERN INDUSTRIES (WUXI) LTD. (FEIW):
established in 2002, with capacity of 120,000 spindles, the Company mainly manufactures and sells processed pure cotton yarns, other natural fibers and synthetic fiber yarns.

21) ORIENTAL PETROCHEMICAL (SHANGHAI) CORPORATION (OPSC):
located in the Shanghai Spark Development Zone beside the Hangzhou Bay. OPSC commenced operation in April 2006. Revenues for 2013 were RMB5.44 billion.

22) SINO BELGIUM BEER (SUZHOU) LIMITED:
FENC's investment of US\$100 million and joint venture with Belgium's 254-year old Martens Brewery to brew beer packed in Coolerpak, a monolayer PET bottle with high gas barrier. The Martens Beer in CoolerPak is distributed by Martens Shanghai Limited.

23) FAR EASTERN APPAREL (VIETNAM) LTD.:
FENC's manufacturing site in Vietnam to produce knitting goods and apparels, supplier to world renowned brands such as Nike, Levis, Columbia, Carter's, etc.

24) ARCOA COMMUNICATION CO., LTD. (ARCOA):
sells cellular phone units and other telecom equipment or accessories and provides related maintenance services. FET bought the shares of ARCOA and became its major shareholder in 2005. Aside from the organic business, ARCOA also provides MVNO services since 2006.

25) FAR EASTERN ELECTRONIC TOLL COLLECTION CO., LTD. (FETC):
consortium headed by Far EasTone, Teco, Mitac and Systex, was awarded the one and only license to provide freeway electronic toll collection services to Taiwan. Services were launched on February 10, 2006. FETC completed the distance-based system construction by the end of 2013 and operated smoothly from the beginning of 2014.

26) YA TUNG READY-MIXED CONCRETE CO., LTD.:
ACC's subsidiary formed in January 1999 to provide vertical integrated values and to have over 20 sales outlets throughout Taiwan.

27) CHIAHUI POWER CORPORATION:
established in 1996, ACC decided to invest in Chiahui Power in mid 1999. Annual capacity is designed to be 670 MW. Based on a 25-year contract, Chiahui sells all of its power generated to Taipower.

28) YUAN LUNG STAINLESS STEEL CORP.:
founded on September 9, 2005 with installed capacity of 130,000 MT annually to mainly produce cold-rolled stainless steel coil.

29) ASIA CEMENT (SINGAPORE) PTE.:
set up in 1965 in partnership with Singaporean investors, dealing with the procurement and sales of cement.

30) KOWLOON CEMENT CORPORATION LTD.:
set up in Hong Kong in 1986.

31) JIANGXI YADONG CEMENT COMPANY LIMITED:
ACCC's subsidiary set up in 1997 and cement plant in Jiangxi, began operations in September 2000. It has leading market share in Nanchang and Jiujiang with annual cement capacity of 14 million.

32) SICHUAN YADONG CEMENT CO., LTD.:
ACCC's subsidiary set up in 2004, cement plant in Chengdu, Sichuan, began operations in December 2006. With current annual cement capacity of 6 million MT is the top two cement producer in Chengdu market.

33) HUBEI YADONG CEMENT CO., LTD.:
ACCC's subsidiary which began operation in May 2009, the largest cement plant in Wuhan, Hubei with current annual cement capacity of 4 million MT.

34) HUANGGANG YADONG CEMENT CO., LTD.:
ACCC's subsidiary which began operation in May 2010 in Huanggang, Hubei. Current cement annual capacity of 2 million MT is expected to double after building up another production line in future.

35) WUHAN YAXIN CEMENT CO., LTD.:
ACCC's subsidiary, cement plant in Wuhan, Hubei, was acquired in July 2010. Current annual cement capacity is 1 million MT.

36) YANGZHOU YADONG CEMENT CO., LTD.:
ACCC's subsidiary, cement plant in Yangzhou, Jiangsu, began operations in June 2008. Current annual cement capacity is 2.7 million MT.

37) PACIFIC SOGO DEPARTMENT STORES:
established in 1987, currently operating with 8 branches in Taiwan, was acquired by FEG during the third quarter of 2002. 2013 revenues were NT\$11.26 billion (US\$375.9 million).

38) PACIFIC CHINA HOLDINGS LTD.:
registered in British Virgin Island in 2013 with shareholders equity of US\$40.8 million and total assets of US\$596 million, acting as the holding company for Pacific SOGO's China operations, currently with 11 stores in Mainland China.

39) FAR EASTERN AI MAI CO., LTD.:
ranks among Taiwan's three largest hypermarkets, now operates with 19 stores around the Island. 2013 revenues were NT\$19.7 billion (US\$657.8 million).

40) YA TUNG DEPARTMENT STORE LTD.:
established by FEDS, manages and operates The Mall within Taipei Metro Complex opened since March 1994. The exquisite CitySuper lifestyle supermarket was introduced into Taiwan since end 2004 to provide top-quality products and services to high-end customers.

41) U-MING MARINE TRANSPORT (SINGAPORE) PTE LTD.:
established in January 1994 by U-Ming Marine Transport Corp. in Singapore with a capital of S\$150 million (US\$98.5 million) to further expand UMTC's international service network.

42) ORIENTAL SECURITIES CORP. (OSC):
a fully integrated securities house established in 1979, offers comprehensive wealth management services to individual customers. OSC established Oriental Securities Investment Advisory Co., Ltd. In 1999 to offer clients and investors even more sophisticated wealth management information and investment planning services.

43) FAR EASTERN INTERNATIONAL LEASING CORP.:
established in 1998, jointly owned by FETL, ACC and FEDS with a capital of NT\$4.46 billion to handle leasing, installment payment, local factoring and other related businesses.

44) DEUTSCHE FAR EASTERN ASSET MANAGEMENT COMPANY LIMITED:
opened in June 2001 with a capital of NT\$400 million, FEG's joint venture with Deutsche Bank AG to build a new investment management business, now manages 7 mutual funds totaling NT\$11.8 billion.

45) DING DING INTEGRATED MARKETING SERVICE CO. (DDIM):
launched FEG HAPPY GO bonus points program in January 2005, making DDIM the pioneer of cross-channel bonus points in Taiwan, total members reached 12 million in April 2014. DDIM also rolled out GOHAPPY e-commerce service in June 2007.

46) SHANGRI-LA'S FAR EASTERN PLAZA HOTEL, TAIPEI:
the 422-room, 5-star hotel located at Taipei Metro Complex managed by the Shangri-La International Group, is considered one of best hotels in Asia. The 336-room Shangri-La's Far Eastern Plaza Hotel, Tainan was opened on March 23, 2009.

47) FAR EASTERN MEMORIAL FOUNDATION (FEMF):
established by FEG late Founder Mr. Y. Z. Hsu and his late younger brother Mr. W. Y. Hsu in memory of their beloved father, Mr. Yuan-Ze Hsu, is a non-profit institution dedicated to the promotion of cultural, educational, scientific and technological activities through program sponsorships.

48) FAR EASTERN MEDICAL FOUNDATION:
extended from FEMF in 1977, established the Far Eastern Memorial Hospital and Far Eastern Polyclinic.

49) FAR EASTERN Y. Z. HSU SCIENCE & TECHNOLOGY MEMORIAL FOUNDATION:
set up in 2001 by the Far Eastern Group in memory of its late Founder Mr. Y. Z. Hsu to mainly sponsor high-tech research and development.

50) FAR EASTERN MEMORIAL HOSPITAL (FEMH):
located at Panchiao, a 1,102-bed, full-service medical center serving the general public since April 1981. The Hospital together with its Far Eastern United Clinical Centers established in 1988 in downtown Taipei formed a cooperative alliance with National Taiwan University Hospital in mid 1999. FEMH was upgraded to medical center status in 2006 and received “National Quality Award” in March 2008. A second wing is now under construction with an additional 700 beds scheduled to finish at the end of 2014.

51) YUAN ZE UNIVERSITY (YZU):
established in 1989, comprises Colleges of Engineering, Management, Informatics, Humanities and Social Science, plus School of Lifelong Education, aims to cultivate specialists in technology and management. R&D Center for the Far Eastern Group was established in 1993 to reinforce research cooperation and cooperative project service for local enterprises. YZU was evaluated by the Education Ministry as the best University in general education in 2000.

52) ORIENTAL INSTITUTE OF TECHNOLOGY (OIT):
founded in 1969, is a four-year polytechnic institute offering courses in mechanical engineering, materials and textile science, electrical engineering, electronic engineering, industrial engineering and management, fashion business, industrial design, and the management in health care.

Diversified Management Teams Working Together to Improve People's Lives
遠東集團由 232 家關係企業和非營利機構共組而成，以下依經營領域別，名列其中較具規模或代表性的 52 家，包括 9 家股票上市公司 (8 家在台灣，1 家在香港，以星號 * 表示)。

聚酯化纖

*Far Eastern New Century Co., Ltd.
遠東新世紀股份有限公司
36F, No. 207, Tun Hwa South Road, Sec.2, Taipei, Taiwan
台北市敦化南路二段 207 號 36 樓
TEL: 886-2-2733-8000
URL: www.fenc.com
Funded: 1945

*Everest Textile Co., Ltd.
宏遠興業股份有限公司
No. 256 Ming Ho Tsun, Shansan Hsiang Tainan City, Taiwan
台南縣山上鄉明和村 256 號
TEL: 886-6-578-2561
URL: www.everest.com.tw
Funded: 1988

Oriental Resources Development Co., Ltd.
亞東創新發展股份有限公司
Room A, 15F, No. 182, Tun Hwa South Road, Sec.2, Taipei, Taiwan
台北市敦化南路二段 182 號 15 樓 A 室
TEL: 886-2-7713-8000 Ext. 2861
URL: www.ord.feg.com.tw
Funded: 1988

Sino Belgium Beer (Suzhou) Co., Ltd.
中比啤酒 (蘇州) 有限公司
No. 6, Hengshan Road.New District. Suzhou Jiangsu Province 215009, China
中國江蘇省蘇州市新區橫山路 6 號
TEL: 86-512-6823-1888
Funded: 2007

石化能源

*Oriental Union Chemical Coporation
東聯化學股份有限公司
13F, No. 101, Fu-Hsing North Road, Taipei, Taiwan
台北市復興北路 101 號 13 樓
TEL: 886-2-2719-3333
URL: www.oucc.com.tw
Funded: 1975

Oriental Petrochemical (Taiwan) Co., Ltd.
亞東石化股份有限公司
No. 47, Ching Chien 4th Road, Kuanyin Industrial District, Kuanyin Hsiang, Taoyuan County, Taiwan
桃園縣觀音鄉觀音工業區經建四路 47 號
TEL: 886-3-272-9588
Funded: 1987

Air Liquide Far Eastern Ltd.
亞東工業氣體股份有限公司
5F, No. 245, Sec 1, Tun Hwa South Road, Taipei, Taiwan
台北市大安區敦化南路一段 245 號 5 樓
TEL: 886-2-8773-3318
URL: www.airliquide.com/en/corporate/about/overview/ind
Funded: 1987

Chahui Power Corporation
嘉惠電力股份有限公司
No. 688 ,Sung-tsi-chiao, Snug Shan Village, Ming-Hsiung, Chia-Yi County, Taiwan
嘉義縣民雄鄉松山村松子腳 688 號
TEL: 886-5-272-1129
Funded: 1996

水泥建材

*Asia Cement Corporation
亞洲水泥股份有限公司
30~31F, No. 207, Tun Hwa South RD., Sec. 2, Taipei, Taiwan
台北市大安區敦化南路二段 207 號 30、31 樓
TEL: 886-2-2733-8000
URL: www.asiacement.com.tw
Funded: 1957

Asia Cement (Singapore) Private Limited
亞洲水泥 (新加坡) 私人有限公司
5 Little Road #09-01 Cemtex Industrial Building Singapore 536983
TEL: 65-6282-8733
Funded: 1964

Ya Tung Ready-Mixed Concrete Corporation
亞東預拌混凝土股份有限公司
No. 139, Sec. 1, Da-Tung Rd. Shi-Chi City, New Taipei City, Taiwan
新北市汐止區大同路一段 139 號
TEL: 886-2-8692-3315
URL: www.yatung.com.tw
Funded: 1978

*Asia Cement (China) Holdings Co., Ltd.
亞洲水泥 (中國) 控股公司
No.6,Yadong Road Ma-Tou Town RuiChang City Jiangxi China
中國江西省瑞昌市碼頭鎮亞東大道 6 號
TEL: 86-792-488-8999
URL: www.achc.com.cn
Funded: 2004

百貨零售

*Far Eastern Department Stores Ltd.
遠東百貨股份有限公司
No. 27, Pao Ching Road,Taipei , Taiwan
台北市寶慶路 27 號
TEL: 886-2-2381-6155
URL: www.feds.com.tw
Funded: 1967

Pacific SOGO Department Store. Co., Ltd.
太平洋崇光百貨股份有限公司
No. 45, Chung Hsiao E. Road, Sec. 4, Taipei, Taiwan
台北市忠孝東路四段 45 號
TEL: 886-2-2776-5555
URL: www.sogo.com.tw
Funded: 1987

Pacific China Holdings (BVI)
太平洋中國控股有限公司 (BVI)
Caribbean Corporate services Limited, Omar Hodge Building, Wickhams Cay 1, P.O. Box 362 Road
Funded: 1996

Pacific China Holdings (HK)
太平洋中國控股有限公司 (HK)
12/F China Merchants Tower connaught RD central HK
香港干諾道 168-200 號信德中心招商局大廈 12 樓
Funded: 2002

Shanghai Pacific Department Store Co., Ltd.
上海太平洋百貨有限公司
No. 932, Hengshan Road, Shanghai 200030, China
中國上海市衡山路 932 號
TEL: 86-21-6407-8888
URL: www.pacific-shanghai.com.cn
Funded: 1993

Chengdu Shangxia Pacific Department Store Co., Ltd.
成都商廈太平洋百貨有限公司
No. 12, Total Office Way, Jin Jiang River district ,Chengdu 610016, China
中國四川省成都市總府路 12 號
TEL: 86-28-8673-7799
URL: www.cd-pacific.com
Funded: 1993

Chengdu Quanxing Masion Pacific Department Store Co., Ltd.
成都全興大廈太平洋百貨有限公司
No. 68, RenmingZhonglu Road, Sec 2. Chengdu 610031, China
中國四川省成都市人民中路二段 68 號
TEL: 86-28-8625-6688
URL: www.cd-pacific.com
Funded: 1996

Chongqing Metropolitan Plaza Pacific Department Store Co., Ltd.
重慶大都會廣場太平洋百貨有限公司
No. 68, Zhourong Road, Yuzhong District, Chongqing 400010, China
中國重慶市渝中區鄒容路 68 號
TEL: 86-23-6371-0088
URL: www.cqpacific.com.cn
Funded: 1997

Dalian Pacific Department Store Co., Ltd.
大連連太百貨有限公司
No. 19, Jiefang Road ,Zhong Shan District, Dalian 116001, China
中國大連市中山區解放路 19 號
TEL: 86-411-8230-6999
URL: www.pacific-dalian.com
Funded: 2002

Liyang Department Store Co., Ltd.
重慶市立洋百貨有限公司
No. 99 New Street, Small Shapingba District, Chongqing, China
中國重慶市沙坪壩區小新街 99 號
TEL: 86-23-6536-0088
Funded: 2003

Chougqing Far Eastern Department Store Co., Ltd.
重慶遠東百貨有限公司
No. 10, Yanghe Road, Jiangba, Chongqing 400020, China
中國重慶市江北區洋河路 10 號
TEL: 86-23-8918-0088
URL: www.feds.com.cn/cq/
Funded: 2004

Chengdu Taibai Department Store Co., Ltd.
成都太百百貨有限公司
No. 97-115, Zhengkejia Xiang, Chengdu 610016, China
中國四川省成都市正科甲巷 97-115 號
TEL: 86-28-8673-7788
URL: www.cd-pacific.com
Funded: 2004

Tianjing Far Eastern Department Store Co., Ltd.
天津遠東百貨股份有限公司
No. 168, Tungma Road, Nankai Dist., Tianjin 300090, China
中國天津市南開區東馬路 168 號
TEL: 86-22- 2727-1688
URL: www.feds.com.cn/tj/
Funded: 2005

Wuxi FEDS Co., Ltd.
無錫遠東百貨商場有限公司
531 Zhongshan Road, Chongan District Wuxi, Jiangsu 214000, China.
無錫崇安區中山路 531 號
TEL: 86-510-8180-9998
Funded: 2009

Chengdu FEDS Co., Ltd.
成都遠東百貨
NO.18 Dongyu Streat Jingjiang District Chengdu 610031, China
中國四川省成都市錦江區東御街 18 號
TEL: 86-28-8625-6688
URL: www.feds.com.cn/cd
Funded: 2010

Far Eastern Ai Mai Co., Ltd.
遠百企業股份有限公司
5F, No. 110, Yen Ping South Road ,Taipei ,Taiwan
台北市延平南路 110 號 5F
TEL: 886-2-2361-3691
URL: www.fe-amart.com.tw
Funded: 1985

Far Eastern City Super Ltd.
遠東都會股份有限公司
7F, No. 64, RenAi Road, Sec.4, Taipei,Taiwan
台北市大安區仁愛路四段 64 號七樓
TEL: 886-2-7711-3288
URL: www.citysuper.com.tw
Funded: 2004

Far Eastern Big City Shopping Malls Co., Ltd.
遠東巨城購物中心股份有限公司
20F, No.207, Sec. 2, Tun Hwa S. Road, Taipei Taiwan
台北市敦化南路二段 207 號 20 樓
TEL: 886-2-7712-2688
URL: www.fecityonline.com
Funded: 2010

Ya Tung Department Store Ltd.
亞東百貨股份有限公司
B2-5F, No. 203 & 1F, No. 209, Tun Hwa South Road, Sec. 2 Taipei, Taiwan
台北市敦化南路二段 203 號地下 2 樓至 5 樓及 209 號 1 樓
TEL: 886-2-2377-6666
URL: www.themall.com.tw
Funded: 1972

Ding Ding Integrated Marketing Services.Ltd.
鼎鼎聯合行銷股份有限公司
4F, No. 92, Tun Hwa South Road, Sec. 2 Taipei, Taiwan
台北市敦化南路二段 92 號 4 樓
TEL: 886-2-7711-3636
URL: www.happygocard.com.tw
Funded: 2004

金融服務

Orinetal Securites Corporation
亞東證券股份有限公司
2-5F, No. 86, Chung King South Road, Sec. 1, Taipei, Taiwan
台北市重慶南路一段 86 號 2-5 樓
TEL: 886-2-2361-8600
URL: www.soc.com.tw
Funded: 1978

*Far Eastern International Bank
遠東國際商業銀行股份有限公司
26-27F, No. 207 Tun Hwa South Road. Sec.2, Taipei, Taiwan
台北市敦化南路二段 207 號 26、27 樓
TEL: 886-2-2378-6868
URL: www.feib.com.tw
Funded: 1992

Far Eastern International Leasing Corporation
遠銀國際租賃股份有限公司
5F, No. 108, Section 5 Nan King East Road,Taipei,Taiwan
台北市南京東路五段 108 號 5 樓
TEL: 886-2-2745-5038
URL: www.fei.com.tw
Funded: 1998

Deutsche Far Eastern Asset Management Co., Ltd.
德銀遠東證券投資信託股份有限公司
7F, No. 207,Tun Hua S.Road Sec.2,Taipei,Taiwan
台北市大安區敦化南路二段 207 號 7 樓
TEL: 886-2-2377-7717
URL: www.dws.com
Funded: 2001

海陸運輸

*U-Ming Marine Transport Corp.
裕民航運股份有限公司
29F, No. 207, Tun Hwa South Road, Sec.2, Taipei, Taiwan
台北市敦化南路二段 207 號 29 樓
TEL: 886-2-2733-8000
URL: www.uming.com.tw
Funded: 1968

Fu Ming Transport Corp.
富民運輸股份有限公司
5F, No. 168, Tun Hwa South Road, Sec. 2, Taipei, Taiwan
台北市敦化南路二段 168 號 5 樓
TEL: 886-2-2377-0788
URL: www.fu-ming.com.tw
Funded: 1980

U-Miing Marine Transport
(Singapore) Pte Ltd.
裕民航運 (新加坡) 私人有限公司
5 Little Read #02-01 Cemtex Industrial Building Singapore
TEL: 65-6-289-9397
URL: www.uming.com.tw
Funded: 1994

U-Ming Marine Transport
(Hong Kong) Limited
裕民航運 (香港) 有限公司
11 Floor, Lippo Leighton Tower 103-109 Leighton Road Causeway Bay, Hong Kong
香港銅鑼灣禮頓道 103-109 號
力寶禮頓大廈十一字樓
TEL: 852-289-53837
Funded: 2003

通訊網路

Arcoa Communication Co., Ltd.
全虹企業股份有限公司
10F-1, No. 14, Alley. 609, Chongsin Road, Sec. 5, Sanchong, New Taipei City, Taiwan
新北市三重區重新路五段 609 巷 14 號 10 樓之 1
TEL: 886-2-8791-0909
URL: www.arcoa.com.tw
Funded: 1981

*Far EasTone Telecommunications Co. Ltd.
遠傳電信股份有限公司
No. 468, Ruei-Guang Road, Taipei, Taiwan
台北市瑞光路 468 號
TEL: 886-2-7723-3500
URL: www.fetnet.net
Funded: 1997

New Century InfoComm Tech Co., Ltd.
新世紀資通股份有限公司
No. 218, Rueiguang Road, Taipei, Taiwan
台北市瑞光路 218 號
TEL: 886-2-7700-8888
URL: www.sparq.com.tw
Funded: 2000

Far Eastern Electronic Toll Collection Co., Ltd.
遠通電收股份有限公司
2F, No. 419, Ruei Guang Road, Taipei, Taiwan
台北市瑞光路 419 號 2 樓
TEL: 886-2-7710-6666
URL: www.fetc.net.tw
Funded: 2004

營造建築

Far Eastern Construction., Co. Ltd.
遠揚建設股份有限公司
5F, No. 267, Sec.2, Tun Hwa South Road, Taipei, Taiwan
台北市敦化南路二段 267 號 5 樓
TEL: 886-2-2378-8022
URL: www.fegc.com.tw
Funded: 1978

Far Eastern General Construction Inc.
遠揚營造工程股份有限公司
5F, No. 267, Sec.2, Tun Hwa South Road, Taipei, Taiwan
台北市敦化南路二段 267 號 5 樓
TEL: 886-2-2378-8008
URL: www.fegc.com.tw
Funded: 1982

觀光旅館

Shangri-La' s Far Eastern Plaza Hotel, Taipei
香格里拉台北遠東國際大飯店
No. 201, Tun Hwa South Road, Sec.2, Taipei, Taiwan
台北市敦化南路二段 201 號
TEL: 886-2-2378-8888
URL: www.feph.com.tw
Funded: 1983

Shangri-La' s Far Eastern Plaza Hotel, Tainan
香格里拉台南遠東國際大飯店
No. 89, Section West, University Road, Tainan City, Taiwan
台南市東區大學路西段 89 號
TEL: 886-6-702-8888
URL: www.feph.com.tw
Funded: 2008

社會公益

Orinetal Institute of Technology
亞東技術學院
No. 58, Schuan Road, Banchiau, New Taipei City, Taiwan
新北市板橋區四川路 58 號
TEL: 886-2-7738-0145
URL: www.oit.edu.tw
Funded: 1968

Far Eastern Memorial Foundation
徐元智先生紀念基金會
38F, No. 207, Tun Hwa South Road, Sec.2, Taipei, Taiwan
台北市敦化南路二段 207 號 38 樓
TEL: 886-2-2733-8000
URL: www.feidad.org
Funded: 1976

Far Eastern Medical Foundation
徐元智先生醫藥基金會
31F, No. 207, Tun Hwa South Road, Sec.2, Taipei, Taiwan
台北市敦化南路二段 207 號 31 樓
TEL: 886-2-2733-8000
Funded: 1977

Far Eastern Memorial Hospital
亞東紀念醫院
No. 21, Nanya South Road, Sec. 2, Banchiau, New Taipei City, Taiwan
新北市板橋區南雅南路二段 21 號
URL: www.femh.org.tw
TEL: 886-2-8966-7000
Funded: 1981

Yuan Ze University
元智大學
No. 135, Yuan-Tung Rd., Chung-Li, Taoyuan County, Taiwan
桃園縣中壢市遠東路 135 號
URL: www.yzu.edu.tw
TEL: 886-3-463-8800
Funded: 1987

Far Eastern Y. Z. Hsu Science & Technology Memorial Foundation
徐有庠先生紀念基金會
38F, No. 207, Tun Hwa South Road, Sec.2, Taipei, Taiwan
台北市敦化南路二段 207 號 38 樓
URL: http://yzhsu.feg.com.tw/tw/index.aspx
TEL: 886-2-2733-8000
Funded: 2001

誠勤樸慎創新

SINCERITY · DILIGENCE · THRIFT · PRUDENCE · INNOVATION