

# 2012

## ANNUAL REPORT

遠東百貨股份有限公司  
一〇一一年度年報



Mega City 大遠百 板橋    Top City 大遠百 台中  
WONDERFUL LIFE

# Contents 目錄

Message to Shareholders	致股東報告書	02
Board of Directors	董事會	12
Financial Highlights	營業績效	13
President's Remarks	總經理的話	14
Aesthetics / Leading Fashion Vision	風尚 / 新視界	18
Residence / New Space Aesthetics	空間 / 新美學	22
Gourmet / Delicious Gourmet	美味 / 樂饕餮	26
Moving / Books and Art of Wonder	開卷 / 暢歡影	28
Far Eastern Department Stores	遠東百貨各分公司	30
Colorful Activities	活動集錦	32
2012 Financial Statements	2012 年財務報表	37
Consolidated Balance Sheets	合併資產負債表	38
Consolidated Statements of Income	合併損益表	40
Balance Sheets	資產負債表	42
Statements of Income	損益表	44
Statements of Changes in Stockholders' Equity	股東權益變動表	46
Statements of Cash Flows	現金流量表	48
Independent Auditors' Report	會計師查核報告	50
Management Team	經營團隊	52
FEDS Investment(I) - Pacific Sogo Department Stores Co., Ltd.	遠百之投資 (I) – 太平洋崇光百貨	57
FEDS Investment(II) - Far Eastern AI MAI Co., Ltd.	遠百之投資 (II) – 愛買量販店	58
FEDS Investment(III) - Ya Tung Department Stores Co., Ltd.	遠百之投資 (III) – 亞東百貨	59
FEDS Investment(IV) - Far Eastern Citysuper Ltd.	遠百之投資 (IV) – Citysuper	60
Far Eastern Department Stores Ltd. Retail Group	遠東百貨股份有限公司 – 零售集團	61
Branch Stores of Far Eastern Department Stores Ltd. Retail Group	遠東百貨股份有限公司 – 零售集團各分公司	62
Address of Far Eastern Department Stores Ltd. Retail Group	遠東百貨股份有限公司零售集團各分公司地址	65
The Far Eastern Group	遠東集團	67
Group Profile	集團名錄	70

## Messages to Shareholders



董事長 徐旭東 Chairman Douglas Tong Hsu

### Preface

Reflecting on 2012, under the impact and uncertainty of European debt crisis, US fiscal cliff issue, and the new Chinese leadership, coupled with domestic rising prices of fuel and electricity, Taiwan registered lower than expected but still a positive 1.16% economic growth. Thus, domestic spending tends to be more prudent as a result of Government stringency on budgets, reintroducing of capital gain tax, plus inflation pressure attributing to sense of insecurity.

Nevertheless, the launch of megastores has turned a new page in the retail industry in 2012 with the concurrent inaugurations of Top City Taichung Store, Mega City Banqiao Store, and

Hsinchu Store. Incorporated with theme restaurants, cinemas, high-end supermarkets, the mega stores have indeed become a revenue driver that contributed NT\$20.8 billion to the Far Eastern Retail Group and further expanded market size of Taiwan's department stores up to NT\$280 billion (3.6% growth). Apparently, the Far Eastern Retail Group's three large City series shopping malls have made considerable contribution to Taiwan's retail industry during the year of 2012.

On the other hand, under the pressure of rising fuel and electricity prices, though consumers have become more cautious in their spending, the all-important food concept has helped spur the food and beverage business. Hence, during meal

time people always stand in a long queue at theme restaurants and exotic food court. As revenues of food and beverage account for as high as 20% to 30% of their total revenues in the said three City shopping malls, other local department stores operators have started to focus on this area of business which has not been the priority line of business in the past.

Given the above, with the joint efforts from our colleagues, Far Eastern Department Stores (FEDS) recorded in 2012 revenues of NT\$39.128 billion, a tremendous surge of 41.6% (if including all subsidiaries in cross straits, the consolidated revenues were NT\$126.063 billion, up 10.1% year-on-year). Our anniversary sales exceeded NT\$9.5

billion, also up a considerable 33.5% than the previous year, both marked historical new highs for the past 45 years. In particular, Mega City Banqiao Store began to make profit within the first year after its opening, which is the first breakthrough since the establishment of FEDS. Aside from macro economy, the most important key factors of success can be attributed to the openings of two large shopping malls, Top City Taichung Store and Mega City Banqiao Store, solidifying each branch store's major customers, and the restructuring of existing brands portfolio.

Looking into 2013, Director-General of Budget, Accounting and Statistics, Executive Yuan estimated the gradual recovery of global and domestic economies to continue to grow uptrend in national export in the past 7-month as of February this year. Additionally, the combined business incomes from January and February also marked second highest during the past years. Furthermore, with Taiwan stock index likely to top 9,000 point, all contributing to creating wealth and stimulating private consumption, we hold optimistic view about increasing revenues of local department stores and are confident that the Far Eastern Retail Group shall benefit from these factors, boost revenues, reach new highs and achieve outstanding performance.

### Operations Report for 2012

During the year 2012, total FEDS revenues were recorded at NT\$39.128 billion, surged


41.6% year-on-year. Net income after tax was NT\$1.693 billion and earnings per share was NT\$1.24. According to the 16th Board Meeting of FEDS, total dividend payout for 2012 was NT\$1.1 per share, which included NT\$0.8 in cash and NT\$0.3 in stock dividends from capital surplus.

The performance of Far Eastern Retail Group in 2012 is summarized as follows:

#### (1) Far Eastern Department Stores Ltd.



1. With record high annual revenues of NT\$39.1 billion, FEDS marked a historical year in 2012. The brand new Mega City Banqiao Store and Top City Taichung Store were extremely well received, registered revenues of NT\$6.6 billion and NT\$9.2 billion respectively. The two FE21' and Mega City stores in Banqiao area recorded a combined revenues close to NT\$10.5 billion, which was beyond our expectation.



2. Mega City Banqiao Store co-sponsored the “Canadian Weeks” and “Spanish Weeks” with Citysuper in August and December 2012, respectively to display exotic and different food stuffs.

3. FEDS was the major sponsor for New Taipei City’s Christmas celebrations. A variety of Christmas lighting, game plays, and concert performances not only brought fresh experience for local citizens, but also attracted crowds to our Mega City Banqiao Store and Banqiao Store located in Chung Shan Road.

4. After extensive efforts and negotiations, Top City Taichung Store completed its world-class boutique stores in 2012, which served to ensure its high-end landmark position, enhance the overall image and help boost revenues.

5. Mega City Banqiao Store also completed and opened in 2012 its international boutique stores, which not only elevated the commercial area’s trendy fashion taste, but also brought synchronized shopping experience to local consumers.

6. The Company’s each branch store continued to readjust its merchandise mix and upgrade brands to include Fast Fashion, trendy 3C products, and exquisite cuisine counters which have gained wide recognition from island-wide consumers.

7. To improve system interface, elevate operating efficiency, lower future implementation cost, and utilize the cloud computing center’s processing, the IT department has already re-developed and drafted the new version of purchase-sale-storage system and launched on line in November at our affiliated Ya Tung Department Stores.

## **(2) Pacific SOGO Department Stores Co., Ltd.**

1. 2012 revenues were NT\$40.1 billion which is in line with 2011. Net income after tax was NT\$1.299 billion, down 15% from 2011.

2. Under the impact of European debt crisis, rising fuel and electricity prices, low domestic sentiment and slowdown of purchasing power of the “middle-tier” customers, the Company had to increase promotion and operating cost that led to low-margin era. Thanks to the joint efforts of our management team, Hsinchu Store had its grand opening in May 2012, combining SOGO Department Stores, Ai-Mai Hypermarket, Citysuper, international brand name boutiques, exquisite food courts, state-of-the-art cinema and amusement facilities to entertain the general public from Hsinchu, Taoyuan, and Miaoli areas.

3. To improve services, Taipei Chung Hsiao Store completed the renovations of its public area and restrooms. The ground floor sales space was also changed into marble floor tiles, first time ever since the store’s opening.

4. Chungli Store continued to adjust and strengthen its merchandise mix and customer services. Three brand name stores were introduced into this branch store which implemented partial renovation.

5. Though facing with European debt crisis, depressed stock market and domestic economic recession, the Pacific SOGO was able to drive 25th anniversary sales revenues to grow slightly and reach NT\$8.615 billion.

6. To enhance e-operational efficiency, our island-wide branch stores have completed in 2012 the B2C e-receipts process, one-counter-one-cashier

operation, bonus gift on line operation, e-invoice B2B on line system, Notes documentation on line, as well as the developments of other work flow application sheets.

### (3) Far Eastern Ai-Mai Co., Ltd.

1. 2012 revenues were NT\$20.727 billion, down 0.3% from 2011; net income was NT\$91 million.
2. The 19th Far Eastern Ai-Mai store was opened in April 2012 in Hsinchu City, which is the second Ai-Mai hypermarket store in Hsinchu area.

## Operations Report for 2013

### (1) Far Eastern Department Stores Ltd.

1. To differentiate Banqiao Store from Mega City Banqiao Store, Banqiao Store was upgraded to include changes in merchandise mix, to increase new counters in order to enhance counter density and generate revenues. Additionally, it also completes its brand new VIP Room during 1Q 2013 to offer fresh shopping delight to the target customers.
2. After one year of operation, Mega City Banqiao Store and Top City Taichung Store are undergoing partial adjustment with the aim to increase counter density, elevate operating efficiency, and ensure profit growth.
3. To provide more comfortable shopping environment, intensify customer loyalty, Taoyuan Store and Hsinchu Store are scheduled to initiate partial renovation, sales space restructuring and brand upgrade so as to improve service standard and consolidate competitive edge in the area.


4. Continue to add new products, new brands, and introduce new counters to ensure that our customers experience the most up-to-date and trendy lifestyle.

5. To protect individual personal data, enhance information safety and web control, FEDS is targeted to replace and renew its firewall and other related facilities in 2Q 2013.

6. Committed to energy conservation and carbon reduction, cost saving as well as improving efficiency, FEDS will further expand the scope of its e-operations, and is scheduled to complete the introduction of its new version of purchase-sale-storage system during 3Q 2013.

### (2) Pacific SOGO Department Stores Co., Ltd.

1. While Taiwan's GDP growth is forecasted to exceed 3% in 2013, yet with the existing U. S. fiscal cliff issue, European debt crisis, and the reoccurrence of the Diaoyutai Island conflict, we have to remain cautiously optimistic and focus on raising revenues and profit margin, improving merchandise attraction and service quality.
2. Facing with long recession and the addition of new competitors, B1 and B2 of SOGO Fuxing Store will restructure its merchandise mix.
3. To cope with the opening of Far Eastern SOGO Big City shopping mall and the changes in the department store market of Hsinchu area, SOGO Hsinchu Store will not only proceed with renovations, but also adjust its merchandise mix to achieve differentiation from that of Big City shopping mall.
4. The management will focus on human resource



optimization, strict operation control, marketing and management cost budget, establishment of information security, improvement of operational efficiency in China, and the adjustment of Dalian Store's operation model.

5. Continue to promote advanced e-operations, update smart phone web page (android app), develop the all-in-one combination of credit card and invoice machines to elevate credit card efficiency, together with the simplified integration of various e-portals system, upgrade the voucher sales/redemption management system, plus the establishment of free gifts and floor campaign systems.

6. Various e-operations in China including: Electronic sign-off system in the Chinese Branch Stores, establishment of one-counter-one-cashier operation to enhance efficiency and cut down personnel cost, integration of financial and accounting data, launch EAS system online to expedite cashing speed and reinforce profit and cost center's budget control, and complete the rewriting of Happy-Go dual membership program system.

### **(3) Far Eastern Ai-Mai Co., Ltd.**

1. Improve merchandise mix and sales model:

(1) With advantages in baking and delicacies to enrich our food section, then to heighten per customer spending, and increase revenues.

(2) Elevate shopping experiences and services in the home appliances section, trigger customers' purchasing desire, and also strengthen Ai-Mai's brand image.

2. Develop e-commerce: In compliance with global

retailers' focusing on "multi-format" operations, "coexisting of physical and virtual businesses" has become a world trend. Ai-Mai will further integrate its physical and virtual channels, and dedicate to developing on-line shopping to serve as the 20th store of Far Eastern Ai-Mai.

3. Continue to seek new profit-making sites: Taiwan's hypermarkets have passed from growth to mature period. It is extremely difficult to open a store that may register profit. Therefore, we should select new locations more prudently so as to achieve steady growth.

In summary, 2012 was a remarkable year for FEDS, achieving all-time highs in both operating scale and revenues within the past 45 years of operation history. Of course, this is the result of the joint efforts from all our colleagues, and also demonstrates the recognition from our customers and support of our shareholders. For that we would like to express our congratulations and special thanks.

After 45 glamorous years, FEDS is the only department store in Taiwan with the longest history. The Far Eastern Retail Group now operates with 50 plus stores across both sides of the Taiwan Straits comprising department stores, hypermarkets, and shopping malls. It is not the only listed department-store-chain Company in Taiwan, but also will become the largest Retail Group in the Island.

Based in Taiwan, we will continue to cultivate the local market as well as the vast Chinese markets to achieve new highs. According to McKinsey & Company's report, with 1.3 billion of population, China's middle-class is expected to account for 40% of its total population in 2020. Therefore,

its retail consumption may exceed that of the United States and become the world's largest economy. In particular, China is transforming from export-oriented economy to expanding domestic consumption. We feel optimistic about the growth potential of China's retail market and are currently evaluating the possibility of new store locations.

During the past year, we successfully opened three City shopping malls, demonstrating that the Far Eastern Retail Group is equipped with the comprehensive know-how to develop world-class mega malls. In future, we will remain responsive and flexible to focus on regional developments so as to elevate the operating efficiency across the Taiwan Straits.

Also worth mentioning is that the experience we gained from operating Top City and Mega City includes to simultaneously satisfy customers' two major needs with reference to "merchandise" and "space". Merchandise-wise, the top-niche luxury goods, theme restaurants, fashion 3C products and IMAX 3D cinemas have constituted the Power Zone of today's Far Eastern Department Stores. The Company will also deploy various types of Power Zones in China when opening new stores in accordance with each commercial area's different specs. We will also increase the capital investment directly from FEDS to avoid rental disputes. Most importantly, we aim to provide Chinese consumers with the latest shopping delight.

Even though we are content about the operating result achieved in 2012, we are not easily satisfied. Looking forward, we are confident to embrace a brighter future. More importantly, Far Eastern Retail Group needs to grow, to be stronger and

we would urge all colleagues to exert best efforts to gain consumer patronage. To achieve this goal, we would call for the full support from our shareholders. We are determined to cultivate and expand the retail market in both China and Taiwan. Pursuant to the "consumer-oriented" founding spirit, added with constant innovation to create differentiation, enhance charm, attraction and exposure of our sales space to reach the most competitiveness, the Far Eastern Retail Group believes that its outstanding management team shall continue to enhance customer satisfaction and create the maximum value for our shareholders.

Sincerely yours,

Chairman

**Douglas Tong Hsu**





# 致股東報告書

## 一、前言

回顧民國一〇一年，國內經濟在全球化的影響下，雖然有歐債危機的紛擾，美國財政懸崖的問題及中國新任領導人的產生…等不確定因素及國內油電雙漲的交互干擾下，經濟表現雖不如預期，但仍有 1.16% 的成長。而在內需部份，則受到政府精簡預算及復徵證所 還有其他一些物價上漲所導致的不安全感…等等因素的波及，讓民眾的日常消費也更趨謹慎。

不過，若進一步從百貨業的經營角度來看，民國一〇一年，大百貨的時代正式來臨，台中大遠百、板橋大遠百、新竹巨城購物中心同時落成啟用；結合主題餐廳區、影城、頂級超市等多元功能，朝「大者恆大的方向發展」，不但為遠東零售集團加值 208 億元業績，更推升台灣百貨業總業績至 2800 億元 (成長 3.6%)。因此遠東零售集團 City 系列的 3 個大店對民國一〇一年台灣百貨業的業績成長其貢獻應是名實相符。

另一方面，在油電雙漲的壓力下，消費者雖然更加看緊荷包，但在民以食為天的概念下，餐飲業卻翻身崛起，成為年度最夯的業種；每到用餐時間，不論是特色餐廳或是異國小吃，總是大排長龍一位難求。由於遠東零售集團 City 系列的 3 個大店在「餐飲」部門的業績高達總業績的兩三成，也因此造成台灣百貨業興起一股將以往較不重視的「餐飲」部門改列為經營重點的風潮。

綜合以上所述，本公司在全體員工的努力下，民國一〇一年度之營收為 391 億 2 仟 8 佰萬元，成長 41.6% (若加計子公司部分，遠東零售集團兩岸營業據點，合併總營收為 1,260 億 6 仟 3 佰萬元，較上年度成長 10.1%)。且遠百週年慶

業績更突破新台幣 95 億元，成長 33.5 %；雙雙創下 45 年來的新高，不但符合公司內部的預期且更刷新歷史紀錄。而板橋大遠百開幕首年就獲利，更是創下遠百創業以來的紀錄。分析成長原因，除了大環境外，最重要的關鍵是：台中大遠百、板橋大遠百兩個大店的開幕及各分公司平時對主顧客的鞏固經營與對既有品牌的汰舊換新。

展望民國一〇二年，根據統計處的數據顯示：今年台灣的出口年增率至 2 月底止，已連續 7 個月正成長，且今年 1、2 月合計的商業營業額則創下歷年次高紀錄。這不但表示全球景氣正逐步復甦中，同時也顯示出國內經濟景氣看似出現復甦現象。再加上股市也有突破 9 千點之可能，這些都將創造財富效果，帶動民間消費力。因此，我們審慎樂觀看待國內百貨零售業的買氣也應有連帶好轉的可能，而遠東零售集團也將受惠於這些有利因素，也應可再創新高，交出亮麗成績。

## 二、一〇一年度營業報告

本公司一〇一年度整體營運績效，在業績方面，全年度營業收入為 391 億 2 仟 8 佰萬元，較上年度成長 41.6%。而在盈餘方面，本年度稅後淨利為 16 億 9 仟 3 佰萬元。每股稅後盈餘為 1.24 元。經第 16 屆第 4 次董事會議擬定，每股配發現金股息 0.8 元及股票股利 0.3 元。以下謹就遠東零售集團一〇一年度營運成果分述於後：

### (一) 遠東百貨

1. 民國一〇一年對遠百而言是歷史性的一年，年度營業額 391 億餘萬元，創下歷史新高！全新開幕的板橋大遠百及台中大遠百分別以 66 億元及 92 億元業績，榮獲顧客大好評，而板橋地區二店共同創下近 105 億元營業額，更是超乎預期。

2. 板橋大遠百於8月及12月與City Super合作，分別舉辦加拿大商品展及西班牙展，展現當地風情及不同食材，讓人大開眼界。

3. 由新北市主辦之歡樂耶誕城活動，本公司為最大贊助伙伴，透過一連串耶誕點燈、闖關遊戲、大型演唱會活動，為新北市民帶來嶄新體驗，也為板橋大遠百及板橋遠百帶來人潮。

4. 經過長久的努力與持續的洽談溝通，台中大遠百一線精品於一〇一年度完整到位，除更確立頂級奢華地標的店舖定位外，也對賣場整體形象與業績提升有所助益。

5. 板橋大遠百也在一〇一年度完成國際精品的進駐開幕，不但提升商圈整體的時尚品味，也帶給消費者零時差的購物體驗。

6. 各分公司陸續進行業種結構調整與商品品牌升級，導入包含Fast Fashion、時尚3C、食尚饗宴等各類型櫃位，深獲各地區消費者的歡迎與好評。

7. 為優化系統介面，提升人員操作效率及降低未來導入成本，並善用已建置之雲端運算中心處理能力，資訊中心已重新開發撰寫完成新版進銷存系統，並於11月在子公司亞東百貨導入上線。

## (二) 太平洋崇光百貨

1. 一〇一年度營業收入為401億元，與一〇〇年度相當；稅後淨利為12億9千9百餘萬元，較一〇〇年度減少15%。

2. 一〇一年受到歐債危機、油電雙漲的影響，國內經濟長期低迷，中間顧客的消費力下滑，致促銷力度加大與管理成本提高，微利時代明顯來臨。新竹遠東巨城購物中心在本公司全體經營團隊努力下，於一〇一年五月隆重開幕，結合SOGO百貨、愛買量販、City Super、國

際精品、精緻餐飲美食、現代化影城及遊樂場，呈獻給新竹市及桃竹苗地區廣大的消費者。

3. 為強化服務，忠孝店完成公共區域及廁所改裝，一樓也進行開幕以來第一次更換大理石地板。

4. 中壢店持續調整、強化商品結構及加強顧客服務，引進三大品牌大店並進行局部改裝。

5. 本公司一〇一年25週年慶在歐債危機、股市不振、國內經濟景氣呈現衰退的環境下，達到新台幣86.15億元業績，較一〇〇年度小幅成長。

6. 加速公司各項作業E化，一〇一年已在全省各店完成B2C電子發票及一櫃一機之收銀作業、贈獎系統電腦化作業、電子銷項發票B2B上線作業；Notes電子表單作業系統上線並自行開發各項應用表單。

## (三) 愛買量販店

1. 本公司一〇一年度營業收入為新台幣207億2千7百餘萬元，較一〇〇年度衰退0.3%。稅後淨利為新台幣9千1百餘萬元。

2. 愛買第十九家店於一〇一年四月在新竹市隆重開出，這也是愛買在新竹地區的第二家量販店。

## 三、一〇二年度營業計畫概要

### (一) 遠東百貨

1. 為區隔板橋大遠百與板橋遠百之差異化，一方面將提升板橋遠百之商品等級以服務顧客，並持續增加新櫃提升商品密度，以提升業績。另一方面板橋遠百將於第一季完成全新VIP Room，舒適豪華精緻的服務將帶給主顧客全新購物享受。

2. 在歷經一年的營運後，計畫對板橋大遠百與台中大遠百進行局部調整，期能以增加櫃位密

度之方式，提升營業績效，確保獲利成長。

3. 為營造更舒適的購物環境，深化與顧客的黏著度，計畫針對桃園遠百與新竹大遠百進行樓面改裝、空間區塊整理與品牌升級，以提升服務水準，鞏固地區競爭優勢。

4. 為維持消費者購物的新鮮感，將持續進行新商品、新品牌的引進與新櫃位的形象導入，以確保能繼續提供顧客最新最快速的時尚生活體驗。

5. 為保護個人資料並提升資訊安全與網路控管能力，將於第二季汰換更新資訊防火牆等相關設備。

6. 為響應節能減碳、節省成本、提升效率。將擴大 e 化工程：於第二季進行 B2C 電子發票導入作業，並加快贈品兌換作業；並於第三季完成新版進銷存系統導入。

## (二) 太平洋崇光百貨

1. 雖然一〇二年 GDP 成長率預測超過 3%，然因美國財政懸崖及歐債危機尚存，釣魚台島之爭再現，因此仍須樂觀中保持謹慎。營運重心將放在提升業績、提升毛利額、以及提升商品魅力與服務品質。

2. 面對景氣長期低迷及新的競爭者加入，復興店地下一樓、二樓將作商品結構的調整。

3. 為因應遠東巨城購物中心的開幕及新竹百貨市場的變化，新竹站前店將進行改裝，商品結構亦將與遠東巨城購物中心 Big City 店作差異化區隔。

4. 管理重點則著重在人力資源的優化、嚴格控管營業及銷管費用預算、資訊安全的建立、大陸營運績效的改善、大連店經營模式的調整。

5. 持續推動各項作業 E 化工程與手機官網改版 (類 APP) 以及刷卡機和發票機結合二合一 (All

in one) 的設備開發，提升信用卡設備效能；還有公司各項 E 化入口系統的整合簡化系統作業；禮券銷售 / 兌回管理系統再升級；來店禮和樓面活動系統建置開發等。

6. 中國區各項作業 E 化工程：中國區各店及事業部各項表單簽核作業 E 化；西南區一櫃一機收銀系統建置作業，提升收銀效率及節省用人成本；財會資訊系統整合，EAS 系統 (金蝶系統) 上線提高結帳速度和各利潤及成本中心預算控管效率；完成 Happy-go 資訊系統雙會員卡程式改造。

## (三) 愛買量販店

1. 改善商品組合與銷售模式：

(1) 以優勢烘焙與熟食帶動生鮮區氛圍，進而提高客單價，增加營收。

(2) 提升家電區之顧客體驗與服務，觸發顧客購買意願，同時加強愛買品牌形象。

2. 發展電子商務 (E-Commerce)：全球零售業皆朝“多業態”發展，“虛實共存”已成趨勢，愛買將積極進行通路虛實整合，致力發展網購，讓網購成為愛買第 20 家量販店。

3. 持續努力尋找賺錢的新據點：台灣量販店已經由成長期進入到成熟期，要開出一家賺錢的店越來越困難，因此更要謹慎選擇新據點，以求在穩定中成長！

總結以上的營業報告，民國一〇一年對遠百而言，可說是非常精彩的一年。不論是經營規模或是業績都創下 45 年來之新高！當然，這是全體同仁努力的成果，也應該是獲得消費者的認同與股東們廣泛的支持所呈現出來的結果，在此特別恭賀大家，也感謝大家。

遠東百貨已是台灣百貨業中，經營時間最長久的公司，風光走過 45 年，旗下零售版圖含括百

貨、量販、購物中心等三大業態，橫跨兩岸已有 50 個以上之營業據點；因此，不但是國內唯一上市的連鎖百貨公司，也是台灣最大的百貨零售集團。

雖然，我們持續深耕台灣，但我們也將同時積極開發大陸市場，雙軌同步，再登業績高峰。根據麥肯錫顧問公司的報告指出，目前大陸有 13 億人口，而中產階級人口至 2020 年預估將佔總人口的 40%。因此，預期到 2020 年大陸的零售消費可能超越美國，成為全球最大的經濟體。尤其是在大陸正將其以出口為導向的經濟轉變為以擴大內需為導向之際，我們對大陸的零售市場的成長性是抱持著相當樂觀正面的看法。因此，遠東零售集團正在大陸進行多個開店據點的評估。

過去的一年，我們能夠成功開設 3 個 City 系列的購物中心型大店，就證明遠東零售集團已具備開發國際級購物中心的完整 know-how。未來將因地制宜、靈活運用，以集中區域展店的方式，提高在對岸的經營效率。

另外，還須一提的是：我們在台中大遠百與板橋大遠百的經驗是：同時滿足顧客在「商品」與「空間」的兩大需求。在商品方面：頂級精品、主題餐飲、時尚 3C 與 IMAX 3D 影城，都是遠百著墨甚多的重點區域 (Power Zone)。未來也將在大陸的展店佈局上配合各地商圈的不同屬性，規劃型態各異的重點區域 (Power Zone)。並增加自有資本投資，以避免租賃紛爭。最重要的是讓對岸的消費者也能享受最新穎的購物體驗。

雖然我們對同仁們在民國一〇一年度的經營成果表示肯定，但我們不會因此而滿足，展望未來，我們有信心一定會更好！而最重要的是，遠東零售集團要成長、要茁壯，一定需要每位同仁的努力與消費者的愛顧，更需要各位股東

的全力支持。深耕兩岸市場，積極開拓營業據點，就是我們的決心與目標。殷切期待遠百優異的經營團隊能在兩岸中，秉持著「以消費者的心願而經營」的創業精神，持之以恆地突破與創新，創造差異化；讓賣場更具魅力、吸引力及話題性，以創造最高的競爭力並繼續為顧客創造滿意度最高百貨零售集團。同時，也為股東權益創造最高的成長價值。

謹此

敬祝 各位股東

身體健康 萬事如意

董事長

徐旭東

## Board of Directors / 董事會



Chairman 徐旭東 Douglas Tong Hsu



李靜芳 Philby Lee



President 徐雪芳 Nancy Hsu



王嘉聰 Charles Wang



簡又新 Eugene Y. Chien



徐國琳 Nicole Hsu



魏永篤 Edward Way



羅仕清 Alex Ro



梁錦琳 Jin Lin Liang

# Financial Highlights / 營業績效

For the years ended December 31, 2012 and 2011 民國 101 年度及 100 年度

(Expressed in Thousands of New Taiwan Dollars and U.S. Dollars, except per share of common stock)

(單位：新台幣仟元及美金仟元，除每股股票)

	2012 (US\$)	2012 (NT\$)	2011 (NT\$)	% change
<b>For the Year:</b> <b>全年度</b>				
Revenues 收入	1,347,385	39,128,065	27,640,649	41.56
Income before income tax 稅前利益	64,687	1,878,506	2,386,250	(21.28)
Net income 純益	58,294	1,692,858	2,143,115	(21.01)
Percentage of revenues from net income 佔營業收入百分比	-	4.3%	7.8%	-
<b>Per share of common stock:</b> <b>每股股票</b>				
Net income 純益	0.043	1.24	1.57	(21.02)
Cash dividends 現金股利	0.028	0.80	1.00	(20.00)
Stock dividends 盈餘配股	0.010	0.30	0.40	(25.00)
Capitalization of capital surplus 資本公積配股	0.000	0.00	0.00	-
<b>At year-end</b> <b>年底</b>				
Total assets 總資產	2,032,728	59,030,418	57,939,075	1.88
Stockholders' equity 股東權益	955,229	27,739,862	27,037,073	2.60
Property & equipment 財產及設備	1,142,042	33,164,900	33,005,484	0.48
Shares outstanding(thousands) 流通在外股數(仟股)	-	1,369,880	1,317,192	4.00
Number of employees 員工人數	-	1,927	1,990	(3.17)

Notes:

(A)U.S.dollar amounts in this annual report are calculated on a basis of NT\$29.04=US\$1.0 the approximate effective rate of exchange on December 31,2012.

(B)Property & equipment included operating properties, rental properties and idle

註：

1. 本年報美金金額計算基礎為 101 年 12 月 31 日的美金匯率 NT\$29.04=US\$1.0。

2. 財產及設備包括固定資產、出租資產及閒置資產。

## President's Remarks



總經理 徐雪芳 President Nancy Hsu

First we would like to briefly reflect back on Taiwan's economic environment changes in 2012 and their impact on local retail industry as well as the performances of the Far Eastern Department Stores (FEDS).

In reference to Taiwan's department stores and retail industry, 2012 was relatively a steadfast year with cautiousness. While under the impact of European debts crisis plus increasing fuel and utility prices, Taiwan's department stores managed to register a slight growth. However, retail operators remain optimistic about the Government's resolve and prospect to improve its economy given the speedy increase of Chinese individual tourists from more opening cities, together with growing

Japanese tourists into Taiwan. With all these favorable factors, local retailers continue to expand new stores, strengthen the merchandise mix of the existing stores, and improve customer service.

The two new mega malls in Mega City Banqiao Store and Top City Taichung Store serve as example of new shopping mall concept in order to achieve market differentiation. And "mega size" is the common characteristic of these two stores to enable more diversity and selections in their merchandise mix than other competitors.

The delightful theme restaurants were established on the top floors of these malls that offer the best city view and have become the major attraction of the shopping center. This concept has set the new trend in Taiwan's department store industry. Furthermore, IMAX 3D cinema and world-class brand boutiques are all incorporated to fully satisfy modern consumers' needs for "leisured shopping".

Thanks to the joint efforts of all employees, we are pleased to announce that FEDS registered total revenues of NT\$39.128 billion, a surge of 41.6% from last year. The anniversary sales for 2012 surpassed NT\$9.5 billion, 33.5% growth year on year, both marked the new record highs for the past 45 years exceeding the Company's target.

It is worth mentioning that Mega City Banqiao Store registered in 2012 revenues of NT\$6.6 billion, not only exceeding target, but also marked FEDS' record of making profit during the first year of operation.



We have always been committed to being innovative and setting market segmentation. With this in mind, in future we will exert our efforts to focus on inspiring more new ideas, providing excellent services and creating more exquisite shopping experience.

Looking forward into this year's retail market, the market scale remains the same with addition of new entrants, the competition has indeed become more intense. Nevertheless, we shall continue to cultivate the Taiwan market in compliance with the Government's resolution to implement its "Golden Decade" economic prosperity policies.

In summary, we firmly believe that we will accomplish the sales target thanks to the outstanding performance of the two mega malls. Furthermore, we are deeply convinced that under

the guidance of Chairman Douglas Hsu and the full support of our shareholders, the Company will achieve new highs in our revenues and profits.

President

**Nancy Hsu**

A handwritten signature in black ink, appearing to read 'Nancy Hsu'.



## 總經理的話

### 一、前言

首先，我們簡單地回顧一下去年台灣經濟環境的變化對百貨業的影響及本公司的業績表現。

2012年，對台灣的百貨零售業而言，仍可說是有驚無險平安渡過的一年。雖然在歐債危機與國內油電雙漲的陰影籠罩下，台灣的百貨業總體業績仍有小幅度的成長。不過各家業者仍相當看好政府拚經濟的決心與前景，以及陸客來台試點城市及人數的快速增加，還有日本來台觀光人數的成長。在這些利多的加持下，也都持續拓展新店或加強既有店的商品結構或提昇顧客服務。

以本公司新開的兩個大型店，板橋大遠百以及台中大遠百而言，這兩家購物中心型的大店都是以特殊的新概念與方式來區隔市場，而『非常大』就是這兩家店的共同特色。也因此商品結構上就可比競爭同業更具豐富性與選擇性。

像是在最高樓層、景觀最好的地方，引進深具娛樂性機能的主題式餐飲賣場，成為該店最重要的「集客力」。而這個理念也形成目前台灣百貨業最顯著的經營趨勢。另外，IMAX 3D影城及世界頂尖的精品專櫃等，也都全部一次到位一應俱全，完全滿足代消費者對“休閒式購物”的具體需求。

而本公司在全體員工的努力下，2012年度之營收為391億2千8百萬元，成長41.6%。且週年慶業績更突破新台幣95億元，成長33.5%；雙雙創下45年來的新高，不但超越公司預訂的目標，更刷新歷史紀錄。

在此必須一提的是板橋大遠百2012年度之業績為66億元，不但超乎預算，更創下遠百開幕第一年即有盈餘的歷史記錄。

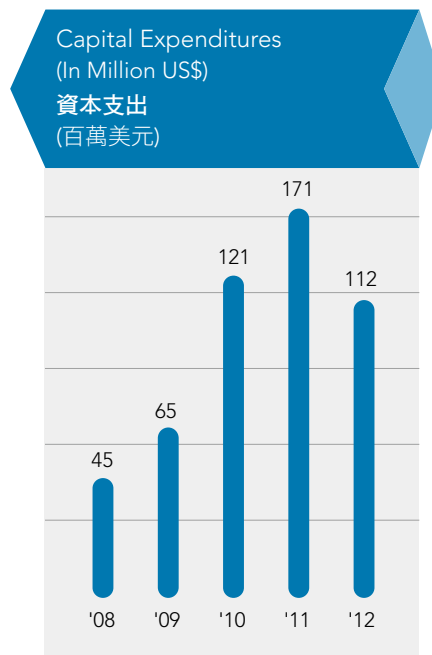
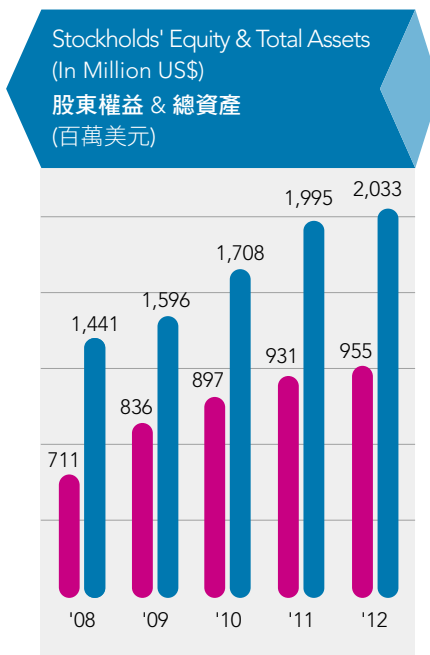
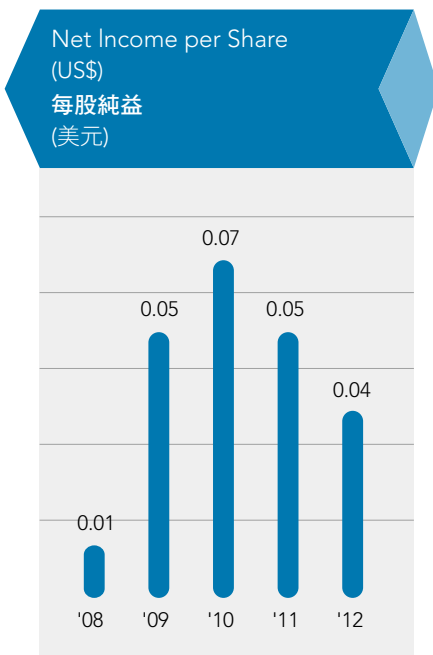
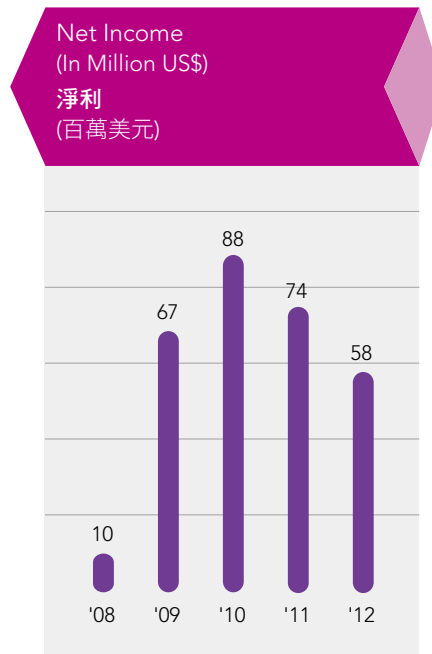
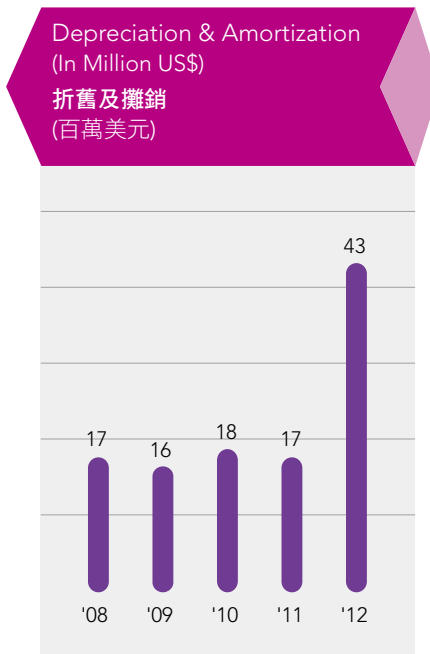
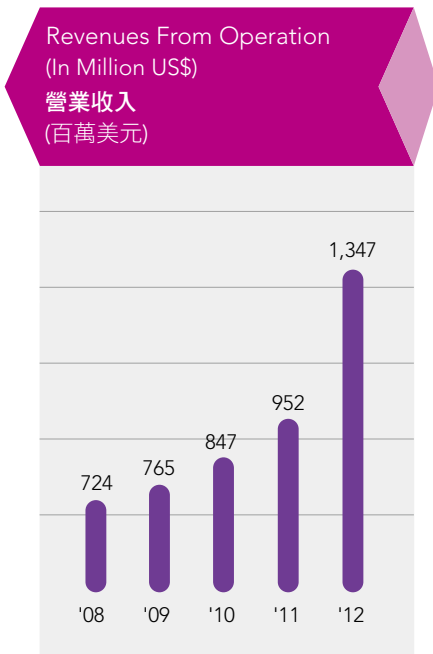
由於經營理念的創新與賣場的差異化一直是我們努力追求的目標。未來，如何在經營上激發更多新概念的創意及提供更體貼入微的服務，以發揮百貨業實體賣場的魅力，將是我們可以再努力的重點。

展望今年的百貨市場，由於台灣的百貨經營在市場規模不變而加入者眾的狀況下，的確激化了競爭。雖然如此，本公司還是相當看好政府黃金十年拚經濟的決心與前景，仍將持續深耕台灣市場。

綜合以上的分析，我們不但有把握可在兩個購物中心型大店上全力衝刺達成預期的業績目標，更有信心在董事長的領導及各位股東的全力支持下再創業績之歷史高峰。

總經理





■ Stockholds' Equity 股東權益  
■ Total Assets 總資產

# AESTHETICS

*Leading Fashion Vision*

風尚 新視界





華麗耀眼  
展露風格

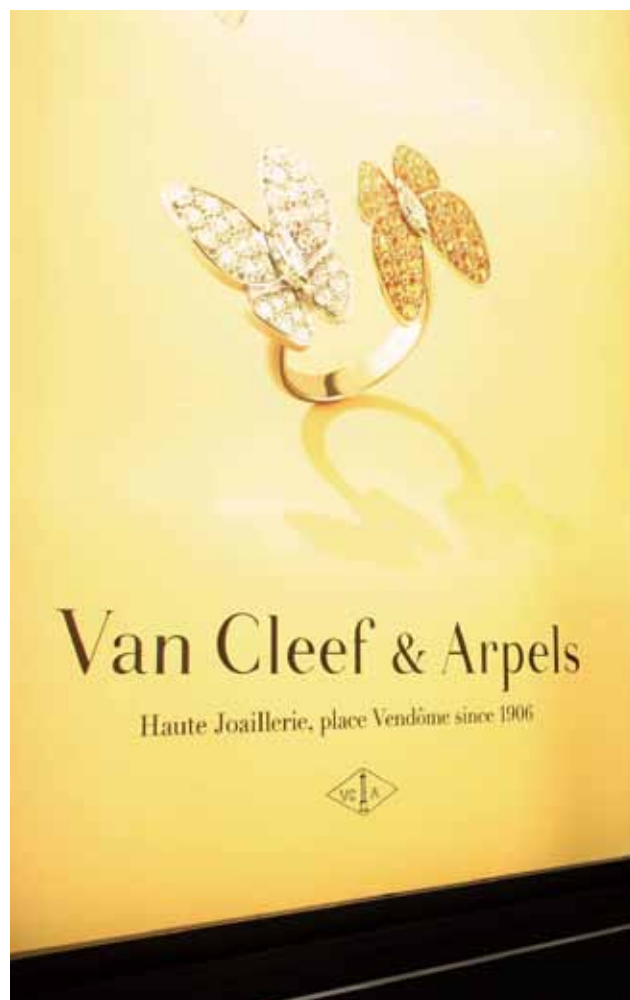
Glamorous Luxury  
Appealing Style



# AESTHETICS

*Leading Fashion Vision*

風尚 新視界





RESIDENCE  
*New Space Aesthetics*

空間 新美學





品味居所 · 完美匯集

Classy Residence, Perfect Collection









品味居所 · 完美匯集  
Classy Residence, Perfect Collection



RESIDENCE  
*New Space Aesthetics*

空間 新美學



美食盛宴 · 盡享豐盛  
Exquisite Feast, Abundant Enjoyment





# GOURMET

*Delicious Gourmet*

美味 樂饗 掏



Moving  
*Books and Art*  
*of Wonder*

開卷 暢歡影





悅讀人生 · 看見繽紛  
Written Charm · Infinite Fantasy



## Far Eastern Department Stores / 遠東百貨各分公司



Baoqing Store  
寶慶遠百



Banqiao Store  
板橋遠百



Taoyuan Store  
桃園遠百



Hualien Store  
花蓮遠百



Chiayi Store  
嘉義遠百



Tainan Gongyuan Store  
台南娛樂城



Tainan Chenkong Store  
台南大遠百



Kaohsiung Store  
高雄大遠百



Hsinchu Store  
新竹大遠百



Mega City Banqiao Store  
板橋大遠百



Top City Taichung Store  
台中大遠百



## Colorful Activities / 活動集錦



1



2



3



4



5

1 1月5日新北市最大百貨板橋大遠百全新開幕，活動由新北市朱立倫市長(中)、徐旭東董事長(右五)、遠東新席家宜副董事長(左五)、新北市陳幸進議長(右四)、徐雪芳總經理(右三)與貴賓共同剪綵、揭開序幕。

2 板橋大遠百開幕剪綵典禮上，朱立倫市長與徐旭東董事長不約而同披帶紅色圍巾出席，饒富趣味。

3 10月2日「廠商聯誼會」以龍騰為主題，徐董事長及徐總經理於會上率領各單位副總、分公司店長為週年慶業績長紅誓師。

4 徐董事長(中)於「廠商聯誼會」上，頒獎予年度業績前五大之廠商代表，第一名怡佳集團(右二)、第二名萊雅集團(左三)、第三名資生堂集團(左二)、第四名惠康百貨(右一)、第五名比其集團(左一)。

5 10位店長於「廠商聯誼會」上，身著紅色上衣，帶來精彩的鼓陣表演，象徵「鑼鼓喧天、旗開得勝、週年慶業績、一鳴驚人」。

1 New Taipei City's largest department store Mega City Banqiao Store was opened on January 5, 2012. New Taipei City Mayor Eric Chu (c), Chairman Douglas Hsu (5<sup>th</sup> r), Far Eastern New Century Vice Chairman Johnny Shih (5<sup>th</sup> l), New Taipei City Council Speaker Chen Xing-jin (4<sup>th</sup> r), FEDS President Nancy Hsu (3<sup>rd</sup> r) and other honorable guests cut ribbon at the inauguration ceremony.

2 New Taipei City Mayor Eric Chu and Far Eastern Group Chairman Douglas Hsu both wore red scarves to attend the grand opening ceremony of FEDS Mega City Banqiao Store, a delightful coincidence.

3 At the October 2 "Vendors' Party" with the theme of Dragon's Dance, Chairman Douglas Hsu and President Nancy Hsu lead the FEDS management team to launch the anniversary sales campaign.

4 Chairman Douglas Hsu presented annual sales awards at "Vendors' Party" to the top five vendors with highest revenues, champion winner Estee Lauder Companies (2<sup>nd</sup> r) followed by L'oreal Group (3<sup>rd</sup> l), Shishedo Group (2<sup>nd</sup> l), Wellcome Supermarket (r) and Brigitte Apparel Group (l).

5 FEDS' ten store managers wearing red t-shirts performed drum-beating performance at the Vendors' Party to call for thunderous victory in outstanding anniversary sales outcome.

- 6 11月29日City系列購物中心首年聯合耶誕點燈活動上，除了傳達「點亮城市希望，點燃景氣火花」的訊息外，並由徐雪芳總經理(左)捐贈義賣所得予台中市南區家扶中心洪健胤主任(右)。
- 7 遠百異國展「2012義大利嘉年華」在板橋大遠百熱情開幕，邀請遠百貨徐雪芳總經理(中)、謝寬文副總經理(左一)、義大利文化推廣辦事處代表Mr. Mario Palma馬忠義先生(左二)、貿易組主任Mr. Leopoldo Sposato施柏特先生(右二)、板橋大遠百林彰豐店長(右一)共同剪綵。
- 8 12月13日板橋大遠百「2012義大利嘉年華」活動現場上，展售義大利之食品、廚具、服飾，商品豐富精彩，徐總經理親自帶領大家來一趟義國風情之旅。
- 9 遠智證券蒙琇惠副總裁於3月11日在板橋大遠百威尼斯廣場舉辦「歌劇魅影水都再現」個人聲樂會，其間演唱包含義大利小調、音樂劇主題曲及經典台語歌謠，現場安可聲不斷、博得滿堂采！
- 10 6月22日在台中大遠百Café at ALESSI Store開幕鳴笛儀式上，邀請ALESSI亞洲區營運Brunella Bigli總監（右一）、總代理冠彪公司丁洋機董事長（左二）、菲姐（左一）以及徐雪芳總經理（右二）共同揭開序幕。
- 6 At the joint Mega City/Big City/Top City Christmas lighting ceremony held on November 29, 2012, while sending the message of "Lighting City's Hope and Economic Recovery", FEDS President Nancy Hsu also made a charity donation to the central branch of Taiwan Fund for Children and Families in Taichung City.
- 7 The exotic "2012 Italian Carnival" was inaugurated at Mega City Banqiao Store with the presence of FEDS President Nancy Hsu (c), VP Hsieh Kuan-wen (l), Italian Economic Trade and Cultural Promotion Office Director Mario Palma (2<sup>nd</sup> l), Italian Trade Section Chief Leopoldo Sposato (2<sup>nd</sup> r), and Store Manager Lin Chang-fong (r).
- 8 On December 13, 2012, FEDS President Nancy Hsu led guests to experience the rich culture of Italian gourmet food, kitchen wares, and fine apparels at the "2012 Italian Carnival" held at Mega City Banqiao Store shopping mall.
- 9 On March 11, 2012, Gloria Meng, SVP of Far Eastern International Securities, held at Mega City Banqiao Store 9F Venetian Square her vocal recital titled "Phantom of the Opera at Venice" performing Italian sonatas, musical theme songs and classic Taiwanese pop songs to entertain the audience.
- 10 On June 22, 2012, Managing Director Brunella Bigli (r), Managing Director of ALESSI Asia Pacific, Chairman Tin Yang-ji (2<sup>nd</sup> l) of ALESSI Taiwan, Fei Je (l) of Italian Lifestore, and FEDS President Nancy Hsu (2<sup>nd</sup> r) joined the opening ceremony of Café at ALESSI Store.



## Colorful Activities / 活動集錦



11



12



13



14



15

**11** 第四屆遠百盃7月21日、7月22日連2天於台中大遠百熱情開打，吸引近千隊隊伍報名參加，球場上大夥奮戰不懈的精神與拚勁，活力十足。

**12** 高雄大遠百已實施三屆之遠百盃，今年首度移師台中大遠百開打，除了正規的球賽，男子灌籃大賽絕對是精彩重頭戲，參賽者無不卯足全力展現無比美技，趣味橫生。

**13** 台中大遠百Cartier專櫃2月7日舉行剪綵，貴邀請遠東百貨徐雪芳總經理(左三)、藝人蔡依林(中)、Cartier台灣區胡興佩總經理(右二)共同參與。

**14** 台中大遠百BVLGARI專櫃4月13日隆重開幕，活動特邀名模隋棠、高以翔出席擔任嘉賓，並邀請遠東百貨徐雪芳總經理(右)與BVLGARI 亞太區Lelio Gavazza總經理(中)、台灣區胡瑞總經理(左)一同剪綵。

**15** 5月18日台中大遠百HERMES專櫃邀徐雪芳總經理(右)、愛馬仕北亞區董事總經理柯瑞涵(左)、台灣區董事總經理程家鳳(中)擔任剪綵嘉賓。

**11** The 4<sup>th</sup> FEDS Cup Basketball Tournament was held on July 21 and 22, 2012 at Top City Taichung Store which attracted close to 1,000 teams' energetic and fervent participation.

**12** The FEDS Cup Baseball Tournament was held for the first time at Top City Taichung Store after holding it for 3 consecutive years in Kaohsiung. There were eye-catching slam dunks displaying superb technique to add fun to the event, as well as regular games.

**13** On February 7, 2012, FEDS President Nancy Hsu (3<sup>rd</sup> l), pop singer diva Jolin Tsai (c), and Cartier Taiwan Managing Director Peggy Hu (2<sup>nd</sup> r) jointly cut ribbon to inaugurate the Cartier Counter at Top City Taichung Store.

**14** At the April 13, 2012 grand opening of BVLGARI Counter in Top City Taichung Store, in addition to the glamorous presence of super models Sonia Sui and Godfrey Gao, FEDS President Nancy Hsu (r), BVLGARI Asia Pacific Country Managing Director Lelio Gavazza (c) and BVLGARI Taiwan Managing Director Bobbie Hu (l) were also at the ribbon cutting ceremony.

**15** On May 18, 2012, the opening of HERMES Counter at Top City Taichung Store was officiated by FEDS President Nancy Hsu (r), Managing Director of Hermès North Asia Florian Craen (l), and Taiwan Branch Managing Director Debby Cheng (c).

**16** Tiffany & Co. 開幕活動邀請徐雪芳總經理(右二)、亞太區暨日本集團總裁Stefane Lafay(左一)、藝人關穎(左二)、亞太區副總經理 Michelle Kim(右一)共同出席。

**17** 9月26日台中大遠百週年慶誓師大會上，同仁以「跆拳道」為主題，象徵著台中大遠百將帶著勇往直前、奮戰不懈的精神，將各家競爭店一一擊破，更突破預期目標，成功拿下年度金牌！

**18** 客服中心同仁熱心的提供每位消費者最真誠、最周到的服務，每一位都是遠百的微笑天使。

**19** 小朋友們一起來寶慶遠百，和「奧莉薇快樂烘焙」學做好吃的蜂巢蛋糕，會後還說故事給大家聽，讓大家可以有吃有玩又有學到東西。

**20** 10月8日新竹大遠百於新竹市區進行週年慶誓師大遊行，別出心裁的羅馬戰士造型，將週年慶的優惠搶購戰火，燃燒到最高點。

**16** FEDS President Nancy Hsu (2<sup>nd</sup> r), Stephane Lafay (l), Group Vice President – Head of Asia Pacific & Japan, Michelle Kim (r), Vice President – Asia for Tiffany & Co. attended Tiffany's opening gala event.

**17** On September 26, 2012, FEDS colleagues geared up to prepare for the anniversary sales campaign at Top City Taichung Store with the theme of Taekwondo to highlight the fighting and winning of gold medal.

**18** With warm smiles, all staffs at the Customer Service Center extend their most sincere and thoughtful services to every FEDS customer.

**19** Children gathered at Baoqing Store to take lessons from "Olivia's Happy Bakery" and learn how to make delicious honeycomb cakes and enjoy the fun of storytelling.

**20** On October 8, 2012, Hsinchu Store held anniversary sales parade in downtown area with ancient Roman warrior costumes to heat up the special promotion sales campaign.



16



17



18



19



20

## Colorful Activities / 活動集錦



21

21 台南遠百10月13日在1樓百老匯廣場舉辦由台南市政府衛生局主辦的「守護病人安全宣博覽會」，讓所有民眾透過活動的宣導，更加了解維護病人安全的重要性及實踐方法。



22

22 每年販售開春福袋總會吸引眾多消費者搶購，為新春發財旗開得勝，高雄大遠百1月23日推出金龍福袋，一早就有群眾起個大早來排隊，祈求贏得高級轎車大獎。



23

23 騎馬舞的熱潮真是魅力無法擋!花蓮遠百10月30日在1樓場所舉辦的「萬聖節變裝·千名孩童騎馬舞」活動，大朋友小朋友歡聚一堂跳騎馬舞，陪伴所有人共度一段歡樂的親子時光。



24

24 為歡慶10月生日的兒童卡壽星，桃園遠百特別邀請泡泡哥哥與可愛的小壽星們同樂，一起唱歌跳舞，還有互動小遊戲、趣味變魔術及吹蠟燭切蛋糕等活動，為大家留下美好的回憶。



25

25 Trick or treat? 歡度萬聖節，10月31日嘉義遠百來一群伊甸小朋友，個個「妝模作Young」來耍糖，可愛指數破表。

21 On October 13, 2012, Tainan Store co-sponsored with the Health Bureau of Tainan City Government "Expo to Guard & Promote Patient Safety" to educate people about the importance and measures to maintain patients' safety.

22 Swarming customers line up each year to purchase FEDS' lucky bags in hope for a prosperous Chinese New Year. Crowds gather early in the morning on January 23, 2013 at Kaohsiung Store to buy the Golden Dragon lucky bags hopefully to be able to win the grand prize - luxury car.

23 PSY's Gangnam Style Dance has become so popular that on October 30, 2012, the "Halloween Costumes, Thousand Kids Dancing" held at FE21' Hualien Store attracted many friends of different ages to dance together and enjoy a fun moment with their families.

24 To entertain children born in the month of October, Taoyuan Store invited birthday kids to join celebration parties with singing, dancing, interactive games, magic shows, cutting cakes and other fond memories.

25 Trick or treat? On October 31, 2012, a delightful Halloween event was held at Chiayi Store with lovely children in their special costumes sponsored by Eden Social Welfare Foundation.



民國一〇一年及一〇〇年度  
財務報表及查核報告書

Financial Statements For the years Ended December 31, 2012 and 2011  
Together with Independent Auditors' Report

2012

## CONSOLIDATED BALANCE SHEETS 合併資產負債表

DECEMBER 31, 2012 AND 2011 民國一〇一年及一〇〇年十二月三十一日

(In Thousands, Except Par Value) 單位：仟元，惟每股面額為元

		2012			2011		
		一〇一年十二月三十一日			一〇〇年十二月三十一日		
ASSETS	資產	New Taiwan Dollars 新台幣	U.S. Dollars 美金	%	New Taiwan Dollars 新台幣	U.S. Dollars 美金	%
<b>CURRENT ASSETS</b>		<b>流動資產</b>					
Cash and cash equivalents	現金及約當現金	\$ 17,746,686	\$ 611,112	16	\$ 16,535,391	\$ 569,401	15
Financial assets at fair value through profit or loss - current	公平價值變動列入損益之金融資產－流動	361,327	12,442	-	303,286	10,444	-
Available-for-sale financial assets - current	備供出售金融資產－流動	511,192	17,603	-	471,920	16,251	1
Notes and accounts receivable, net of allowance for doubtful accounts of NT\$224,113 thousand (US\$7,717 thousand) in 2012 and NT\$224,087 thousand (US\$7,716 thousand) in 2011	應收票據及帳款－減備抵呆帳－ 一〇一年224,113仟元及一〇〇年 224,087仟元後之淨額	1,519,986	52,341	1	1,401,757	48,269	1
Other receivables	其他應收款	534,232	18,396	1	297,975	10,261	-
Inventories	存貨	3,160,935	108,848	3	2,990,885	102,992	3
Prepayments	預付款項	1,345,393	46,329	1	1,473,690	50,747	1
Noncurrent assets classified as held for sale	待出售非流動資產	-	-	-	1,128,997	38,877	1
Deferred tax assets - current	遞延所得稅資產－流動	297,907	10,259	-	166,104	5,720	-
Pledged time deposits	質押定存單	55,610	1,915	-	361,578	12,451	-
Other current assets	其他流動資產	70,656	2,433	-	98,273	3,383	-
Total current assets	流動資產合計	<u>25,603,924</u>	<u>881,678</u>	<u>22</u>	<u>25,229,856</u>	<u>868,796</u>	<u>22</u>
<b>LONG-TERM INVESTMENTS</b>		<b>長期投資</b>					
Investments accounted for by the equity method	採權益法之長期股權投資	8,813,288	303,488	8	8,750,526	301,327	8
Real estate, net	不動產投資－淨額	1,117,257	38,473	1	-	-	-
Available-for-sale financial assets - noncurrent	備供出售金融資產－非流動	5,468,512	188,310	5	5,040,384	173,567	4
Financial assets carried at cost - noncurrent	以成本衡量之金融資產－非流動	697,030	24,002	-	658,550	22,677	1
Total long-term investments	長期投資 合計	<u>16,096,087</u>	<u>554,273</u>	<u>14</u>	<u>14,449,460</u>	<u>497,571</u>	<u>13</u>
<b>PROPERTIES</b>		<b>固定資產</b>					
Cost	成本						
Land	土地	11,587,168	399,007	10	9,534,993	328,340	8
Buildings and equipment	房屋及設備	28,406,620	978,189	25	25,249,985	869,490	23
Furniture and equipment	器具及設備	13,440,827	462,838	12	10,684,736	367,932	10
Leasehold improvements	租賃改良	4,011,798	138,147	3	3,739,085	128,756	3
Total cost	成本合計	<u>57,446,413</u>	<u>1,978,181</u>	<u>50</u>	<u>49,208,799</u>	<u>1,694,518</u>	<u>44</u>
Revaluation increment	重估增值	1,408,269	48,495	1	1,408,269	48,495	1
Cost and appreciation	成本及重估增值	58,854,682	2,026,676	51	50,617,068	1,743,013	45
Less: Accumulated depreciation	減：累積折舊	17,089,517	588,482	15	15,135,339	521,189	13
		<u>41,765,165</u>	<u>1,438,194</u>	<u>36</u>	<u>35,481,729</u>	<u>1,221,824</u>	<u>32</u>
Construction in progress and prepayments for equipment	未完工程及預付設備款	2,770,249	95,394	2	7,590,944	261,396	7
Leasehold rights, net	租賃權益－淨額	10,849,281	373,598	10	11,399,927	392,559	10
Net properties	固定資產淨額	<u>55,384,695</u>	<u>1,907,186</u>	<u>48</u>	<u>54,472,600</u>	<u>1,875,779</u>	<u>49</u>
<b>INTANGIBLE ASSETS</b>		<b>無形資產</b>					
Computer Software	電腦軟體成本	71,080	2,448	-	52,971	1,824	-
Goodwill	商譽	6,754,004	232,576	6	6,971,807	240,076	6
Deferred pension costs	遞延退休金成本	121,881	4,197	-	124,931	4,302	-
Total intangible assets	無形資產合計	<u>6,946,965</u>	<u>239,221</u>	<u>6</u>	<u>7,149,709</u>	<u>246,202</u>	<u>6</u>
<b>OTHER ASSETS</b>		<b>其他資產</b>					
Refundable deposits - noncurrent	存出保證金－非流動	1,721,908	59,294	2	1,833,994	63,153	2
Idle assets, net	閒置資產－淨額	561,047	19,320	1	567,439	19,540	1
Long-term prepayments	長期預付款	6,399,959	220,384	6	6,681,144	230,067	6
Prepaid pension costs	預付退休金	262,930	9,054	-	245,449	8,452	-
Deferred tax assets - noncurrent	遞延所得稅資產－非流動	61,664	2,124	-	67,480	2,324	-
Restricted assets	受限制資產	1,646,580	56,700	1	1,239,719	42,690	1
Miscellaneous	其他資產－其他	82,401	2,838	-	100,145	3,449	-
Total other assets	其他資產合計	<u>10,736,489</u>	<u>369,714</u>	<u>10</u>	<u>10,735,370</u>	<u>369,675</u>	<u>10</u>
<b>TOTAL</b>	<b>資產總計</b>	<u>\$ 114,768,160</u>	<u>\$ 3,952,072</u>	<u>100</u>	<u>\$ 112,036,995</u>	<u>\$ 3,858,023</u>	<u>100</u>

LIABILITIES AND STOCKHOLDERS' EQUITY	負債及股東權益	2012 一〇一一年十二月三十一日			2011 一〇〇年十二月三十一日		
		New Taiwan Dollars	U.S. Dollars	%	New Taiwan Dollars	U.S. Dollars	%
		新台幣	美金		新台幣	美金	
CURRENT LIABILITIES	流動負債						
Short-term debts	銀行短期借款	\$ 9,613,446	\$ 331,042	8	\$ 10,334,680	\$ 355,878	9
Short-term notes and bills payable	應付短期票券	4,648,862	160,085	4	3,636,195	125,213	3
Notes and accounts payable	應付票據及帳款	19,056,842	656,227	17	18,229,154	627,726	17
Income tax payable	應付所得稅	563,223	19,395	1	1,152,903	39,700	1
Other payables	其他應付款	8,270,491	284,797	7	9,747,280	335,651	9
Advance receipts	預收款項	6,561,507	225,947	6	5,859,052	201,757	5
Bonds issued – current portion	一年內到期之應付公司債	1,200,000	41,322	1	-	-	-
Long-term borrowings – current portion	一年內到期之長期借款	1,600,000	55,096	1	3,020,717	104,019	3
Other current liabilities	其他流動負債	826,673	28,467	1	1,220,207	42,018	1
Total current liabilities	流動負債合計	52,341,044	1,802,378	46	53,200,188	1,831,962	48
LONG-TERM LIABILITIES, NET OF CURRENT PORTION	長期負債						
Bonds issued	應付公司債	3,454,937	118,972	3	4,616,958	158,986	4
Long-term borrowings	長期借款	21,992,207	757,307	19	18,490,187	636,715	17
Total long-term liabilities, net of current portion	長期負債合計	25,447,144	876,279	22	23,107,145	795,701	21
RESERVE	各項準備						
Reserve for land revaluation increment tax	土地增值稅準備	508,719	17,518	-	508,719	17,518	-
OTHER LIABILITIES	其他負債						
Accrued pension costs	應計退休金負債	323,960	11,156	-	241,730	8,324	-
Deposits received	存入保證金	567,678	19,548	1	587,463	20,229	1
Deferred tax liabilities - noncurrent	遞延所得稅負債—非流動	432,450	14,891	-	395,517	13,620	-
Miscellaneous	其他負債—其他	61,244	2,109	-	31,285	1,077	-
Total other liabilities	其他負債合計	1,385,332	47,704	1	1,255,995	43,250	1
Total liabilities	負債合計	79,682,239	2,743,879	69	78,072,047	2,688,431	70
STOCKHOLDERS' EQUITY	股東權益						
STOCKHOLDERS' EQUITY OF PARENT COMPANY	母公司股東權益						
Capital stock of parent company, NT\$10.00 par value	股本						
Authorized - 1,750,000 thousand shares	普通股—每股面額10元，額	13,698,797	471,722	12	13,171,921	453,579	12
Issued and outstanding - 1,369,880 thousand shares in 2012 and 1,317,192 thousand shares in 2011	定1,750,000仟股， 發行：一〇一一年1,369,880仟股及一〇〇年1,317,192仟股						
Capital surplus:	資本公積						
Additional paid-in capital - share issuance in excess of par	股票發行溢價	2,175,718	74,921	2	2,175,718	74,921	2
Treasury stock transactions	庫藏股票交易	1,213,526	41,788	1	1,213,526	41,788	1
Long-term investments	長期投資	364,937	12,567	-	364,937	12,567	-
Stock options	認股權	108,930	3,751	-	108,930	3,751	-
Total capital surplus	資本公積合計	3,863,111	133,027	3	3,863,111	133,027	3
Retained earnings:	保留盈餘						
Legal reserve	法定盈餘公積	2,189,631	75,401	2	1,975,319	68,021	2
Special reserve	特別盈餘公積	1,069,595	36,831	1	1,069,595	36,831	1
Unappropriated earnings	未分配盈餘	2,662,417	91,682	2	3,027,939	104,268	2
Total retained earnings	保留盈餘合計	5,921,643	203,914	5	6,072,853	209,120	5
Other equity adjustments	股東權益其他項目						
Cumulative translation adjustments	累積換算調整數	( 270,769)	( 9,324)	-	( 14,294)	( 492)	-
Net losses not recognized as pension costs	未認為退休金成本之淨損失	( 64,589)	( 2,224)	-	( 20,949)	( 721)	-
Unrealized valuation gains on financial Instruments	金融商品未實現利益	3,785,134	130,342	3	3,157,896	108,743	3
Unrealized asset revaluation increment	未實現重估增值	843,305	29,039	1	843,305	29,039	1
Treasury stock – 7,812 thousand shares in 2012 and 7,511 thousand shares in 2011	庫藏股票—一〇一一年7,812仟股及一〇〇年7,511仟股	( 36,770)	( 1,266)	-	( 36,770)	( 1,266)	-
Total other equity adjustments	股東權益其他項目合計	4,256,311	146,567	4	3,929,188	135,303	4
Total stockholders' equity of parent company	母公司股東權益合計	27,739,862	955,230	24	27,037,073	931,029	24
Minority interest	少數股權	7,346,059	252,963	7	6,927,875	238,563	6
Total stockholders' equity	股東權益合計	35,085,921	1,208,193	31	33,964,948	1,169,592	30
TOTAL	負債及股東 權益合計	\$ 114,768,160	\$ 3,952,072	100	\$ 112,036,995	\$ 3,858,023	100



## CONSOLIDATED STATEMENTS OF INCOME 合併損益表

YEARS ENDED DECEMBER 31, 2012 AND 2011 民國一〇一年及一〇〇年一月一日至十二月三十一日  
(In Thousands, Except Consolidated Earnings Per Share) 單位：仟元，惟合併每股盈餘為元

		2012 一〇一一年度			2011 一〇〇年度		
		New Taiwan Dollars	U.S. Dollars	%	New Taiwan Dollars	U.S. Dollars	%
		新台幣	美金		新台幣	美金	
REVENUES	營業收入						
Sales	銷貨收入	\$ 123,037,699	\$ 4,236,835	98	\$ 111,656,903	\$ 3,844,935	98
Other operating revenues	其他營業收入	3,025,529	104,185	2	2,811,544	96,816	2
Total revenues	營業收入合計	126,063,228	4,341,020	100	114,468,447	3,941,751	100
COSTS	營業成本						
Cost of goods sold	銷貨成本	100,522,428	3,461,516	80	90,387,350	3,112,512	79
Other operating costs	其他營業成本	348,886	12,014	-	174,572	6,011	-
Total costs	營業成本合計	100,871,314	3,473,530	80	90,561,922	3,118,523	79
GROSS PROFIT	營業毛利	25,191,914	867,490	20	23,906,525	823,228	21
OPERATING EXPENSES	營業費用						
Selling	推銷費用	3,557,866	122,516	3	3,064,542	105,528	3
General and administrative	管理及總務費用	18,591,936	640,218	14	16,704,837	575,236	14
Total operating expenses	營業費用合計	22,149,802	762,734	17	19,769,379	680,764	17
OPERATING INCOME	營業利益	3,042,112	104,756	3	4,137,146	142,464	4
NONOPERATING INCOME AND GAINS	營業外收入及利益						
Dividend income	股利收入	338,068	11,641	1	300,299	10,341	-
Interest income	利息收入	146,516	5,045	-	119,156	4,103	-
Equity in earnings of equity-method investees, net	採權益法認列之投資淨益	129,346	4,454	-	21,930	755	-
Gains on disposal of investments, net	處分投資淨益	98,313	3,385	-	187,558	6,459	-
Exchange gain, net	兌換淨益	-	-	-	32,648	1,124	-
Valuation gain on financial assets	金融資產評價利益	11,330	391	-	-	-	-
Other income	什項收入	304,726	10,494	-	731,153	25,178	1
Total nonoperating income and gains	營業外收入及利益合計	1,028,299	35,410	1	1,392,744	47,960	1
NONOPERATING EXPENSES AND LOSSES	營業外費用及損失						
Interest expenses	利息費用	626,658	21,579	1	498,914	17,180	1
Loss on disposal of property and idle assets, net	處分及報廢固定及閒置資產淨損	15,950	549	-	49,115	1,691	-
Exchange loss, net	兌換淨損	6,212	214	-	-	-	-
Impairment loss on financial assets	金融資產減損損失	-	-	-	38,500	1,326	-
Loss on valuation of financial asset	金融資產評價損失	-	-	-	15,658	539	-
Other expenses	什項支出	163,461	5,629	-	239,884	8,261	-
Total nonoperating expenses and losses	營業外費用及損失合計	812,281	27,971	1	842,071	28,997	1

(接次頁)

(Continued)

(承次頁)

		2012 一〇一一年度			2011 一〇〇年度				
		New Taiwan Dollars 新台幣	U.S. Dollars 美金	%	New Taiwan Dollars 新台幣	U.S. Dollars 美金	%		
INCOME BEFORE INCOME TAX	稅前利益	\$ 3,258,130	\$ 112,195	3	\$ 4,687,819	\$ 161,427	4		
INCOME TAX	所得稅費用	751,839	25,890	1	1,526,591	52,569	1		
NET INCOME	合併總純益	<u>\$ 2,506,291</u>	<u>\$ 86,305</u>	<u>2</u>	<u>\$ 3,161,228</u>	<u>\$ 108,858</u>	<u>3</u>		
CONSOLIDATED ATTRIBUTED TO:	歸屬予：								
Stockholders of the parent	母公司股東權益	\$ 1,692,858	\$ 58,294	1	\$ 2,143,115	\$ 73,799	2		
Minority interests	少數股權	813,433	28,011	1	1,018,113	35,059	1		
		<u>\$ 2,506,291</u>	<u>\$ 86,305</u>	<u>2</u>	<u>\$ 3,161,228</u>	<u>\$ 108,858</u>	<u>3</u>		
		2012 一〇一一年度			2011 一〇〇年度				
		Before Tax 稅前		After Tax 稅後		Before Tax 稅前		After Tax 稅後	
		New Taiwan Dollars 新台幣	U.S. Dollars 美金	New Taiwan Dollars 新台幣	U.S. Dollars 美金	New Taiwan Dollars 新台幣	U.S. Dollars 美金	New Taiwan Dollars 新台幣	U.S. Dollars 美金
CONSOLIDATED EARNINGS PER SHARE	合併每股盈餘								
Basic	合併基本每股盈餘	<u>\$ 1.38</u>	<u>\$ 0.05</u>	<u>\$ 1.24</u>	<u>\$ 0.04</u>	<u>\$ 1.75</u>	<u>\$ 0.06</u>	<u>\$ 1.57</u>	<u>\$ 0.05</u>
Diluted	合併稀釋每股盈餘	<u>\$ 1.38</u>	<u>\$ 0.05</u>	<u>\$ 1.24</u>	<u>\$ 0.04</u>	<u>\$ 1.75</u>	<u>\$ 0.06</u>	<u>\$ 1.57</u>	<u>\$ 0.05</u>

(Concluded)

## BALANCE SHEETS 資產負債表

DECEMBER 31, 2012 AND 2011 民國一〇一年及一〇〇年十二月三十一日

(In Thousands of New Taiwan Dollars, Except Par Value) (單位：除每股面額為新台幣元外，餘係新台幣仟元)

ASSETS	資產	2012		2011	
		Amount	%	Amount	%
		金額	%	金額	%
		一〇一年十二月三十一日		一〇〇年十二月三十一日	
CURRENT ASSETS	流動資產				
Cash	現金	\$ 870,675	2	\$ 566,057	1
Available-for-sale financial assets - current	備供出售金融資產－流動	254,779	-	233,559	-
Notes receivable	應收票據	30,439	-	38,768	-
Accounts receivable, net of allowance for doubtful accounts of \$3,575 thousand in 2012 and \$3,550 thousand in 2011	應收帳款－減備抵呆帳一〇一年 3,575 仟元及一〇〇年 3,550 仟元後之淨額	495,705	1	469,848	1
Related parties - notes and accounts receivable	應收關係人款項－帳款及票據	14,187	-	52,118	-
Related parties - other receivable	應收關係人款項－其他	414,799	1	306,523	-
Other receivables	其他應收款	118,471	-	98,523	-
Inventories	存貨	430,141	1	372,957	1
Prepayments	預付款項	252,803	-	323,090	1
Deferred tax assets- current	遞延所得稅資產－流動	5,749	-	4,024	-
Other current assets	其他流動資產	5,720	-	17,363	-
Total current assets	流動資產合計	2,893,468	5	2,482,830	4
LONG-TERM INVESTMENTS	長期投資				
Investments accounted for by the equity method	採權益法之長期股權投資	19,634,717	33	19,356,620	33
Available-for-sale financial assets - noncurrent	備供出售金融資產－非流動	2,812,603	5	2,577,430	5
Financial assets carried at cost - noncurrent	以成本衡量之金融資產－非流動	62,570	-	62,570	-
Total long-term investments	長期投資合計	22,509,890	38	21,996,620	38
PROPERTIES	固定資產				
Cost	成本				
Land	土地	6,995,873	12	6,995,873	12
Buildings and equipment	房屋及設備	14,294,377	24	14,081,814	24
Furniture and equipment	器具及設備	6,179,105	11	5,815,882	10
Total cost	成本合計	27,469,355	47	26,893,569	46
Revaluation increment	重估增值	1,408,269	2	1,408,269	3
Cost and appreciation	成本及重估增值	28,877,624	49	28,301,838	49
Less: Accumulated depreciation	減：累積折舊	6,252,880	11	5,270,671	9
		22,624,744	38	23,031,167	40
Construction in progress and prepayments for equipment	未完工程及預付設備款	2,764,099	5	1,822,511	3
Leasehold rights, net	租賃權益－淨額	7,215,010	12	7,584,367	13
Net properties	固定資產淨額	32,603,853	55	32,438,045	56
OTHER ASSETS	其他資產				
Idle assets, net	閒置資產－淨額	561,047	1	567,439	1
Refundable deposits	存出保證金	163,445	-	163,565	-
Prepaid pension costs	預付退休金	262,930	1	245,449	1
Miscellaneous	其他資產－其他	35,785	-	45,127	-
Total other assets	其他資產合計	1,023,207	2	1,021,580	2
TOTAL	資產總計	\$ 59,030,418	100	\$ 57,939,075	100

LIABILITIES AND STOCKHOLDERS' EQUITY	負債及股東權益	2012 一〇一一年十二月三十一日		2011 一〇〇年十二月三十一日	
		Amount 金額	%	Amount 金額	%
<b>CURRENT LIABILITIES</b>	<b>流動負債</b>				
Short-term debts	短期借款	\$ 2,500,000	4	\$ 4,400,000	8
Short-term notes and bills payable	應付短期票券	1,699,455	3	1,699,268	3
Notes and accounts payable	應付票據及帳款	3,848,239	7	3,132,810	5
Related parties - accounts payable	應付關係人款項－帳款	89,723	-	82,106	-
Related parties - other payable	應付關係人款項－其他	732,133	1	651,106	1
Income tax payable	應付所得稅	-	-	38,262	-
Other payables	其他應付款	1,608,264	3	3,287,517	6
Advance receipts	預收款項	2,233,798	4	1,679,299	3
Bonds issued-current portion	一年內到期之應付公司債	1,200,000	2	-	-
Long-term borrowings-current portion	一年內到期之長期借款	600,000	1	-	-
Other current liabilities	其他流動負債	712,792	1	855,765	1
Total current liabilities	流動負債合計	15,224,404	26	15,826,133	27
<b>LONG-TERM LIABILITIES, NET OF CURRENT PORTION</b>	<b>長期負債</b>				
Bonds issued	應付公司債	3,454,937	6	4,616,958	8
Long-term borrowings	長期借款	11,696,733	19	9,696,646	17
Total long-term liabilities, net of current portion	長期負債合計	15,151,670	25	14,313,604	25
<b>RESERVES</b>	<b>各項準備</b>				
Reserve for land revaluation increment tax	土地增值稅準備	508,719	1	508,719	1
<b>OTHER LIABILITIES</b>	<b>其他負債</b>				
Deposits received	存入保證金	38,403	-	40,632	-
Deferred tax liabilities - noncurrent	遞延所得稅負債－非流動	355,994	1	201,548	-
Deferred credits - gains on related-party transactions	遞延盈益	11,366	-	11,366	-
Total other liabilities	其他負債合計	405,763	1	253,546	-
Total liabilities	負債合計	31,290,556	53	30,902,002	53
<b>STOCKHOLDERS' EQUITY</b>	<b>股東權益</b>				
Capital stock NT\$10.00 par value	股本				
Authorized - 1,750,000 thousand shares	普通股股本－每股面額 10 元，額定：1,750,000 仟股，發行：一〇一一年 1,369,880 仟股及一〇〇年 1,317,192 仟股	13,698,797	23	13,171,921	23
Issued and outstanding - 1,369,880 thousand shares in 2012 and 1,317,192 thousand shares in 2011					
Capital surplus:	資本公積				
Additional paid-in capital - share issuance in excess of par	股票發行溢價	2,175,718	4	2,175,718	4
Treasury stock transactions	庫藏股票交易	1,213,526	2	1,213,526	2
Long-term investments	長期投資	364,937	1	364,937	1
Stock options	認股權	108,930	-	108,930	-
Total capital surplus	資本公積合計	3,863,111	7	3,863,111	7
Retained earnings:	保留盈餘				
Legal reserve	法定盈餘公積	2,189,631	4	1,975,319	3
Special reserve	特別盈餘公積	1,069,595	2	1,069,595	2
Unappropriated earnings	未分配盈餘	2,662,417	4	3,027,939	5
Total retained earnings	保留盈餘合計	5,921,643	10	6,072,853	10
Other equity adjustments	股東權益其他項目				
Cumulative translation adjustments	累積換算調整數	( 270,769)	-	( 14,294)	-
Net loss not recognized as pension costs	未認為退休金成本之淨損失	( 64,589)	-	( 20,949)	-
Unrealized valuation gains on financial instruments	金融商品未實現利益	3,785,134	6	3,157,896	5
Unrealized asset revaluation increment	未實現重估增值	843,305	1	843,305	2
Treasury stock - 7,812 thousand shares in 2012 and 7,511 thousand shares in 2011	庫藏股票－一〇一一年 7,812 仟股及一〇〇年 7,511 仟股	( 36,770)	-	( 36,770)	-
Total other equity adjustments	股東權益其他項目合計	4,256,311	7	3,929,188	7
Total stockholders' equity	股東權益合計	27,739,862	47	27,037,073	47
<b>TOTAL</b>	<b>負債及股東權益總計</b>	<b>\$ 59,030,418</b>	<b>100</b>	<b>\$ 57,939,075</b>	<b>100</b>

## STATEMENTS OF INCOME 損益表

YEARS ENDED DECEMBER 31, 2012 AND 2011 民國一〇一年及一〇〇年一月一日至十二月三十一日

(In Thousands of New Taiwan Dollars, Except Earnings Per Share) (單位：除每股盈餘為新台幣元外，餘係新台幣仟元)

		2012 一〇一一年度		2011 一〇〇年度	
		Amount 金額	%	Amount 金額	%
REVENUES	營業收入				
Sales	銷貨收入	\$ 38,704,716	99	\$ 27,339,765	99
Other operating revenues	其他營業收入	423,349	1	300,884	1
Total revenues	營業收入合計	39,128,065	100	27,640,649	100
COSTS	營業成本				
Cost of goods sold	銷貨成本	31,772,333	81	22,115,164	80
Other operating costs	其他營業成本	140,617	1	59,269	-
Total costs	營業成本合計	31,912,950	82	22,174,433	80
GROSS PROFIT	營業毛利	7,215,115	18	5,466,216	20
OPERATING EXPENSES	營業費用				
Selling	推銷費用	1,513,220	4	1,140,866	4
General and administrative	管理及總務費用	4,557,394	11	3,135,861	11
Total operating expenses	營業費用合計	6,070,614	15	4,276,727	15
OPERATING INCOME	營業淨利	1,144,501	3	1,189,489	5
NONOPERATING INCOME AND GAINS	營業外收入及利益				
Equity in earning of equity-method investees, net	採權益法認列之投資淨益	711,997	2	1,148,081	4
Dividend income	股利收入	168,790	1	146,820	1
Interest income	利息收入	3,616	-	1,605	-
Gain on disposal of investments, net	處分投資淨益	-	-	4,962	-
Other income	什項收入	118,819	-	98,475	-
Total nonoperating income and gains	營業外收入及利益合計	1,003,222	3	1,399,943	5
NONOPERATING EXPENSES AND LOSSES	營業外費用及損失				
Interest expense	利息費用	201,005	1	79,401	1
Loss on disposal of property, net	處分及報廢固定資產淨損	4,438	-	6,619	-
Impairment loss on financial assets carried at cost	以成本衡量之金融資產減損損失	-	-	38,500	-
Other expenses	什項支出	63,774	-	78,662	-
Total nonoperating expenses and losses	營業外費用及損失合計	269,217	1	203,182	1
INCOME BEFORE INCOME TAX	稅前淨利	1,878,506	5	2,386,250	9
INCOME TAX EXPENSE	所得稅費用	185,648	1	243,135	1
NET INCOME	淨 利	\$ 1,692,858	4	\$ 2,143,115	8

(承次頁)

		2012 一〇一一年度		2011 一〇〇年度	
		Before Tax	After Tax	Before Tax	After Tax
		稅前	稅後	稅前	稅後
EARNINGS PER SHARE (New Taiwan dollars)	每股盈餘				
Basic	基本每股盈餘	\$ 1.38	\$ 1.24	\$ 1.75	\$ 1.57
Diluted	稀釋每股盈餘	\$ 1.38	\$ 1.24	\$ 1.75	\$ 1.57

Pro forma information on the assumption that the Company's shares traded or held by subsidiaries are treated as investments instead of treasury stocks:

假設子公司持有母公司股票不視為庫藏股票而作為投資時之擬制資料

		2012 一〇一一年度		2011 一〇〇年度	
		Before Tax	After Tax	Before Tax	After Tax
		稅前	稅後	稅前	稅後
EARNINGS PER SHARE (New Taiwan dollars)	每股盈餘				
Basic	基本每股盈餘	\$ 1.37	\$ 1.24	\$ 1.74	\$ 1.56
Diluted	稀釋每股盈餘	\$ 1.37	\$ 1.24	\$ 1.74	\$ 1.56

(Concluded)

## STATEMENTS OF CHANGES IN STOCKHOLDERS' EQUITY 股東權益變動表

YEARS ENDED DECEMBER 31, 2012 AND 2011 民國一〇一年及一〇〇年一月一日至十二月三十一日

(In Thousands of New Taiwan Dollars, Except Dividends Per Share) (單位：除每股現金股利為新台幣元外，係新台幣仟元)

		Capital Stock 股本		Capital Surplus 資本公積	
		Issued and Outstanding 普通股	Additional Paid- in Capital - Share Issuance in Excess of Par 股票發行溢價	Treasury Stock Transactions 庫藏股票交易	Long-term Investments 長期投資
BALANCE, JANUARY 1, 2011	一〇〇年一月一日餘額	\$ 12,426,341	\$ 2,175,718	\$ 1,213,526	\$ 375,941
Appropriation of prior year's earnings:	九十九年度盈餘分配				
Legal reserve	法定盈餘公積	-	-	-	-
Cash dividends - NT\$1.0 per share	現金股利－每股 1.0 元	-	-	-	-
Stock dividends - 6%	股票股利－ 6%	745,580	-	-	-
Translation adjustments on long-term equity investments	外幣長期股權投資換算調整數	-	-	-	-
Embedded conversion options derived from convertible bonds	認列可轉換公司債之權益組成要素	-	-	-	-
Adjustment reported by equity-method investees	採權益法認列被投資公司調整	-	-	-	( 185 )
Adjustment arising from changes in percentage of ownership in investees	長期股權投資持股比例變動調整	-	-	-	( 10,819 )
Valuation loss on available-for-sale financial assets	備供出售金融資產未實現損益之變動	-	-	-	-
Net income in 2011	一〇〇年度淨利	-	-	-	-
BALANCE, DECEMBER 31, 2011	一〇〇年十二月三十一日餘額	13,171,921	2,175,718	1,213,526	364,937
Appropriation of prior year's earnings:	一〇〇年度盈餘分配				
Legal reserve	法定盈餘公積	-	-	-	-
Cash dividends - NT\$1.0 per share	現金股利－每股 1.0 元	-	-	-	-
Stock dividends - 4%	股票股利－ 4%	526,876	-	-	-
Translation adjustments on long-term equity investments	外幣長期股權投資換算調整數	-	-	-	-
Adjustment reported by equity-method investees	採權益法認列被投資公司調整	-	-	-	-
Valuation gain on available-for-sale financial assets	備供出售金融資產未實現損益之變動	-	-	-	-
Net income in 2012	一〇一年度淨利	-	-	-	-
BALANCE, DECEMBER 31, 2012	一〇一年十二月三十一日餘額	<u>\$ 13,698,797</u>	<u>\$ 2,175,718</u>	<u>\$ 1,213,526</u>	<u>\$ 364,937</u>

Retained Earnings 保留盈餘				Other Equity Adjustments 股東權益其他項目						Total Stockholders' Equity 股東權益合計
Stock Options 認股權	Legal Reserve 法定盈餘公積	Special Reserve 特別盈餘公積	Unappropriated Earnings 未分配盈餘	Unrealized						
				Cumulative Translation Adjustments 累積換算調整數	Net Loss Not Recognized as Pension Costs 未認列為退休金 成本之淨損失	Valuation Gains on Financial Instruments 金融商品 未實現利益	Unrealized Asset Revaluation Increment 未實現重估增值	Treasury Stock 庫藏股票		
\$ -	\$ 1,718,606	\$ 1,000,564	\$ 3,129,751	(\$ 374,215)	(\$ 8,300)	\$ 3,578,911	\$ 843,106	(\$ 36,770)	\$ 26,043,179	
-	256,713	-	( 256,713)	-	-	-	-	-	-	
-	-	-	( 1,242,634)	-	-	-	-	-	( 1,242,634)	
-	-	-	( 745,580)	-	-	-	-	-	-	
-	-	-	-	40,702	-	-	-	-	40,702	
108,930	-	-	-	-	-	-	-	-	108,930	
-	-	69,031	-	319,219	( 12,649)	( 261,963)	199	-	113,652	
-	-	-	-	-	-	-	-	-	( 10,819)	
-	-	-	-	-	-	( 159,052)	-	-	( 159,052)	
-	-	-	2,143,115	-	-	-	-	-	2,143,115	
108,930	1,975,319	1,069,595	3,027,939	( 14,294)	( 20,949)	3,157,896	843,305	( 36,770)	27,037,073	
-	214,312	-	( 214,312)	-	-	-	-	-	-	
-	-	-	( 1,317,192)	-	-	-	-	-	( 1,317,192)	
-	-	-	( 526,876)	-	-	-	-	-	-	
-	-	-	-	( 27,589)	-	-	-	-	( 27,589)	
-	-	-	-	( 228,886)	( 43,640)	370,845	-	-	98,319	
-	-	-	-	-	-	256,393	-	-	256,393	
-	-	-	1,692,858	-	-	-	-	-	1,692,858	
\$ 108,930	\$ 2,189,631	\$ 1,069,595	\$ 2,662,417	(\$ 270,769)	(\$ 64,589)	\$ 3,785,134	\$ 843,305	(\$ 36,770)	\$ 27,739,862	



## STATEMENTS OF CASH FLOWS 現金流量表

YEARS ENDED DECEMBER 31, 2012 AND 2011 民國一〇一年及一〇〇年一月一日至十二月三十一日  
(In Thousands of New Taiwan Dollars) (單位：新台幣仟元)

		2012 一〇一一年度	2011 一〇〇年度
CASH FLOWS FROM OPERATING ACTIVITIES	營業活動之現金流量		
Net income	淨 利	\$ 1,692,858	\$ 2,143,115
Depreciation	折 舊	1,053,416	403,283
Amortization of deferred charges	攤 銷	10,028	3,204
Amortization of leasehold rights included in rental expense	租賃權益攤銷	175,063	74,822
Equity in earnings of equity-method investees, net	權益法認列之投資淨益	( 711,997 )	( 1,148,081 )
Cash dividends from equity-method investees	權益法評價之被投資公司發放現金股利	504,630	1,166,581
Impairment loss on financial assets carried at cost	以成本衡量之金融資產減損損失	-	38,500
Gain on disposal of investments, net	處分投資淨益	-	( 4,962 )
Recognized interest of bonds payable	應付公司債利息認列	37,979	31,199
Loss on disposal of property and idle assets, net	處分及報廢固定及閒置資產淨損	4,438	6,619
Deferred income taxes	遞延所得稅	152,721	122,315
Increase in prepaid pension costs	預付退休金增加	( 17,481 )	( 29,721 )
Net changes in operating assets and liabilities	營業資產及負債之淨變動		
Notes receivable	應收票據	8,329	( 23,252 )
Accounts receivable	應收帳款	( 25,857 )	( 273,908 )
Related parties - notes and accounts receivable	應收關係人款項－帳款及票據	37,931	( 11,028 )
Related parties - other receivable	應收關係人款項－其他	36,135	( 34,277 )
Other receivables	其他應收款	( 19,948 )	( 12,039 )
Inventories	存 貨	( 57,184 )	( 165,360 )
Prepayments	預付款項	70,287	( 60,655 )
Other current assets	其他流動資產	11,643	( 2,359 )
Notes and accounts payable	應付票據及帳款	715,429	801,007
Related parties - accounts payable	應付關係人款項－帳款	7,617	20,721
Related parties - other payable	應付關係人款項－其他	143,274	( 9,484 )
Income tax payable	應付所得稅	( 38,262 )	( 159,958 )
Other payables	其他應付款	( 37,444 )	43,193
Advance receipts	預收款項	712,528	214,658
Other current liabilities	其他流動負債	( 142,973 )	111,044
Net cash provided by operating activities	營業活動之淨現金流入	4,323,160	3,245,177
CASH FLOWS FROM INVESTING ACTIVITIES	投資活動之現金流量		
Related parties - other receivable	應收關係人款項－其他	( 144,411 )	-
Acquisition of investments accounted for by the equity method	取得採權益法之長期股權投資價款	-	( 361,325 )
Proceeds of the disposal of available-for-sale financial assets	處分備供出售金融資產價款	-	8,407
Proceeds of the disposal of property and idle assets	處分固定及閒置資產價款	609	598
Acquisition of property	購置固定資產價款	( 3,254,930 )	( 4,955,966 )
(Increase) decrease in refundable deposits	存出保證金(增加)減少	120	( 4,422 )
Increase in other assets	其他資產－其他增加	( 686 )	( 40,463 )
Net cash used in investing activities	投資活動之淨現金流出	( 3,399,298 )	( 5,353,171 )

(接次頁)

(Continued)

(承前頁)

		2012 一〇一一年度	2011 一〇〇年度
CASH FLOWS FROM FINANCING ACTIVITIES	融資活動之現金流量		
Increase (decrease) in short-term debts	短期借款增加 (減少)	(\$ 1,900,000)	\$ 1,250,000
Increase in short-term notes and bills payable	應付短期票券增加	187	399,812
Issuance of bonds	發行公司債	-	2,493,658
Increase (decrease) in long-term borrowings	長期借款增加 (減少)	2,600,087	( 519,252)
Increase (decrease) in deposits received	存入保證金增加 (減少)	( 2,229)	2,683
Cash dividends	發放現金股利	( 1,317,289)	( 1,242,674)
Net cash provided by (used in) financing activities	融資活動之淨現金流入 (出)	( 619,244)	2,384,227
NET INCREASE IN CASH	現金淨增加	304,618	276,233
CASH, BEGINNING OF YEAR	年初現金餘額	566,057	289,824
CASH, END OF YEAR	年底現金餘額	\$ 870,675	\$ 566,057
SUPPLEMENTAL CASH FLOW INFORMATION	現金流量資訊之補充揭露		
Interest paid	當年度支付利息	\$ 242,766	\$ 387,476
Less: Capitalized interest	減：資本化利息	73,388	183,265
Interest paid, excluding capitalized interest	不含資本化利息之當年度支付利息	\$ 169,378	\$ 204,211
Income tax paid	支付所得稅	\$ 77,801	\$ 282,875
NONCASH INVESTING AND FINANCING ACTIVITIES	不影響現金流量之投資及融資活動		
Adjustment to advance receipts and depreciation	預收裝修補助款沖減折舊	\$ 158,029	\$ 76,990
Adjustment to the cost of leasehold rights and other payables	追減應付工程設備款	\$ 254,908	\$ -
Bonds issued – current portion	一年內到期之應付公司債	\$ 1,200,000	\$ -
Long-term borrowings – current portion	一年內到期長期借款	\$ 600,000	\$ -
CASH PAID FOR ACQUISITION OF PROPERTY	購置固定資產支付現金		
Acquisition of property	固定資產增加	\$ 803,677	\$ 143,330
Acquisition of leasehold rights	租賃權益增加	60,614	1,687,384
Increase in construction in progress and prepayments for equipment	未完工程及預付設備款增加	941,588	5,898,398
(Increase) decrease in balance payable - property	應付工程設備款 (增加) 減少	1,386,804	( 2,243,474)
(Increase) decrease in balance payable - property - related parties	應付工程設備款—關係人 (增加) 減少	62,247	( 529,672)
Cash paid	支付現金	\$ 3,254,930	\$ 4,955,966

(Concluded)

# INDEPENDENT AUDITORS' REPORT

## The Board of Directors and the Stockholders Far Eastern Department Stores, Ltd.

We have audited the accompanying balance sheets of Far Eastern Department Stores, Ltd. ( the “Company”) as of December 31, 2012 and 2011 and the related statements of income, changes in stockholders’ equity and cash flows for the years then ended. These financial statements are the responsibility of the Company’s management. Our responsibility is to express an opinion on these financial statements based on our audits.

We conducted our audits in accordance with the Rules Governing the Audit of Financial Statements by Certified Public Accountants and auditing standards generally accepted in the Republic of China. Those rules and standards require that we plan and perform the audit to obtain reasonable assurance about whether the financial statements are free of material misstatement. An audit includes examining, on a test basis, evidence supporting the amounts and disclosures in the financial statements. An audit also includes assessing the accounting principles used and significant estimates made by management, as well as evaluating the overall financial statement presentation. We believe that our audits provide a reasonable basis for our opinion.

In our opinion, the financial statements referred to above present fairly, in all material respects, the financial position of Far Eastern Department Stores, Ltd. as of December 31, 2012 and 2011, and the results of its operations and its cash flows for the years then ended, in conformity with the Guidelines Governing the Preparation of Financial Reports by Securities Issuers, requirements of the Business Accounting Law and Guidelines Governing Business Accounting relevant to financial accounting standards and accounting principles generally accepted in the Republic of China.

As stated in Note 3 to the financial statements, effective January 1, 2011, on the fixed assets obtained until 1998 by Far Eastern Department Stores, Ltd., the method for calculating depreciation expenses was changed from the fixed-percentage-of- declining method to the straight- line method.

As stated in Note 28 (5) to the financial statements, the capital registration of a direct subsidiary of the company, Pacific Liu Tong Investment Co., Ltd., was revoked by the Ministry of Economic Affairs (“MOEA”). On November 29, 2012, (Court Reference Number: Year 99 Letter Su No. 1258 verdict), the Taipei High Administrative Court (“THAC”) announced a verdict canceling MOEA’s revocation and rejecting any future appeals on this case afterwards. Nevertheless, on December 25, 2012, the MOEA appealed against the verdict made by THAC. As of December 31, 2012, the case was still pending. The impact on the rights of Far Eastern Department Stores, Ltd. and subsidiaries and of the ownership of Pacific Liu Tong Investment Co., Ltd. as well as the settlement of this case will depend on the court’s final judgment.

As stated also in Note 28 (6) to the financial statements, on May 11, 2012, pursuant to referencing Letter Kan No. 92 verdict, the Taiwan Taipei District Court assigned Min-Chiu Chien, Gong-Wang, Cheng-Hsiung Chiu, Ching-Yu Wu and Chih-Hsiung Chen as the temporary receivers of Pacific Liu Tong Investment Co., Ltd. However, the assignment made by the Taiwan Taipei District Court was revoked by Taiwan High Court on December 27, 2012.

We have also audited the consolidated financial statements of Far Eastern Department Stores, Ltd. and subsidiaries as of and for the years ended December 31, 2012 have expressed a modified unqualified opinion thereon in our report dated March 25, 2013.

Deloitte & Touche  
Taipei, Taiwan  
Republic of China

March 25, 2013

### Notice to Readers

The accompanying financial statements are intended only to present the financial position, results of operations and cash flows in accordance with accounting principles and practices generally accepted in the Republic of China and not those of any other jurisdictions. The standards, procedures and practices to audit such financial statements are those generally accepted and applied in the Republic of China.

For the convenience of readers, the auditors’ report and the accompanying financial statements have been translated into English from the original Chinese version prepared and used in the Republic of China. If there is any conflict between the English version and the original Chinese version or any difference in the interpretation of the two versions, the Chinese-language auditors’ report and financial statements shall prevail. Also, as stated in Note 2 to the financial statements, the additional footnote disclosures that are not required under generally accepted accounting principles were not translated into English.

# 會計師查核報告

遠東百貨股份有限公司 公鑒：

遠東百貨股份有限公司民國一〇一年及一〇〇年十二月三十一日之資產負債表，暨民國一〇一年及一〇〇年一月一日至十二月三十一日之損益表、股東權益變動表及現金流量表，業經本會計師查核竣事。上開財務報表之編製係管理階層之責任，本會計師之責任則為根據查核結果對上開財務報表表示意見。

本會計師係依照會計師查核簽證財務報表規則及一般公認審計準則規劃並執行查核工作，以合理確信財務報表有無重大不實表達。此項查核工作包括以抽查方式獲取財務報表所列金額及所揭露事項之證據、評估管理階層編製財務報表所採用之會計原則及所作之重大會計估計，暨評估財務報表整體之表達。本會計師相信此項查核工作可對所表示之意見提供合理之依據。

依本會計師之意見，第一段所述財務報表在所有重大方面係依照證券發行人財務報告編製準則、商業會計法及商業會計處理準則中與財務會計準則相關之規定暨一般公認會計原則編製，足以允當表達遠東百貨股份有限公司民國一〇一年及一〇〇年十二月三十一日之財務狀況，暨民國一〇一及一〇〇年度之經營成果與現金流量。

如財務報表附註三所述，遠東百貨股份有限公司自民國一〇〇年一月一日起將民國八十八年度以前取得之固定資產其提列折舊方式由原定率遞減法改採用直線法。

如財務報表附註二八(五)所述，關於經濟部撤銷太平洋流通投資股份有限公司資本額登記乙案，嗣經臺北高等行政法院於民國一〇一年十一月二十九日以99年度訴字第1258號判決撤銷經濟部前述所作處分及其爾後訴願不受理之決定，惟經濟部不服，並於民國一〇一年十二月二十五日提起上訴，目前由最高行政法院審理中。惟對遠東百貨股份有限公司及其子公司歷次認購太平洋流通投資股份有限公司等私權爭議之影響，其最終結果尚待法院裁判認定。

如財務報表附註二八(六)所述，原臺灣臺北地方法院於民國一〇一年五月十一日以101年度抗字第92號裁定，選任簡敏秋、王弓、邱正雄、吳清友及陳志雄等五人為太平洋流通投資股份有限公司之臨時管理人，嗣經臺灣高等法院於民國一〇一年十二月二十七日裁定廢棄。

遠東百貨股份有限公司已編製民國一〇一年度之合併財務報表，並經本會計師出具修正式無保留意見之查核報告在案，備供參考。

勤業眾信聯合會計師事務所

會計師 葉淑娟

行政院金融監督管理委員會核准文號

金管證審字第0990031652號

會計師 施景彬

財政部證券暨期貨管理委員會核准文號

台財證六字第0920123784號

中 華 民 國 一 〇 二 年 三 月 二 十 五 日

## Executive Officers / 高階主管



Chairman  
徐旭東 Douglas Tong Hsu



Auditor Office  
袁譽潔 Y. C. Yuan



President  
徐雪芳 Nancy Hsu



VP of Administration Division  
倪候昆 Hou Kun Ni



VP of Operation Division  
劉志成 Chris Liu



VP of Merchandise Division  
謝寬文 Kuan Wen Hsieh



VP of President's office  
鄒德祥 Teh Hsiang Tsou

Management Team / 經營團隊

## Store Managers / 分公司經理



Chiayi Store  
林正中 Cheng-Chung Lin



Top City Taichung Store  
藍卓成 C.C. Lan



Hualien Store  
許俊明 Chun-Ming Hsu



Marketing Planning Dept.  
莊見祥 C.S. Chuang



Banqiao Store  
金寧 Monica King



Baoqing Store  
白明玉 Steven Bai



Hsinchu Store  
江天佐 Robert Chiang



Tainan Store  
毛鄧國 Chih Kuo Mao



Kaohsiung Store  
施智耀 Chih-Yao Shih



Taoyuan Store  
吳道鏞 Dough Wu



Mega City Banqiao Store  
林彰豐 Chang Li Lin

## President's Office Managers / 總經理辦公室主管



Information Director  
謝麗玉 Lois Hsien



Attorney at Law Director  
方怡芬 Clair Fang



Development Dept.  
陳錫嘉 George S.J. Chen



Labor Safety & Health Dept.  
陳允容 Yun-Jung Chen



Management Team / 經營團隊

## Merchandise Division Managers / 商品本部主管



E-Commerce Business  
呂湘南 Benny Lu



Merchandise Development Dept.  
辜俊琦 Chun-Chi Ku



Merchandise Planning Dept.  
詹武哲 Steve Chan



International Boutique Dept.  
詹萃華 Rebecca Chan



Men's / Children's Apparel Dept.  
洪偉倫 Allen Hung



Food & Beverage Dept.  
陳佑任 Peter Chen



Woman's Fashion Dept.  
許思涵 Rebecca Hsu



Home Electrical Appliances Dept.  
余足美 Sophia Yu



## Administration Division Managers / 管理本部主管



Construction Dept.  
廖金賜 Chin-Shih Liao



Human Resources Dept.  
劉麗玉 Lily Liu



Accounting Dept.  
劉儀婷 Lily Liu



Investor Relations Dept.  
湯治亞 James Tang



General Affairs Dept.  
魏安邦 An-Pang Wei



Finance Dept.  
曾治國 Greg Tseng

Management Team / 經營團隊

FEDS Investment (I) - Pacific Sogo Department Stores Co., Ltd.  
遠百之投資 (I) - 太平洋崇光百貨



Chairman  
黃晴雯 Sophia C. W. Huang



Vice Chairman  
井上哲 Satoshi Inoue



Operation President  
李光榮 Kuang-Jong Lee



Administration President  
杜金森 Chin-Sen Tu



Management Team / 經營團隊

FEDS Investment (II) - Far Eastern AI MAI Co., Ltd.

遠百之投資 (II) – 愛買量販店



Chief Operation Officer  
莊金龍 Tim Chuang



IT Director  
顏瑞堂 Roger Yen



Merchandise Director  
楊智傑 Jeff Yang



Dry Food Director  
陳秀玲 Sally Chen



Human Resources Director  
陳志鴻 Alex Chen



Fresh Food Director  
黃正揚 Richard Huang



Operation Director  
羅步錦 Phil Lo



Management Team / 經營團隊

FEDS Investment (III) - Ya Tung Department Stores Co., Ltd.

遠百之投資 (III) - 亞東百貨



Chief Operation Officer  
葉清水 C. S. Yeh



Store Manager  
王汝中 Leon Wang



Vice President  
張宗元 Edward Chang



Store Operation Division  
羅中秀 Shirley Lo



Administration Division  
黃書煒 S. W. Huan



Management Team / 經營團隊

FEDS Investment (IV) - Far Eastern Citysuper Ltd.

遠百之投資 (IV) – Citysuper



Chief Operation Officer  
劉朝雄 Tony Liu



Life Division Manager  
林品妙 Peggy Lin



Chief Financial Officer  
張宗元 Edward Chang



Food Division Manager  
楊土城 Tomson Yang

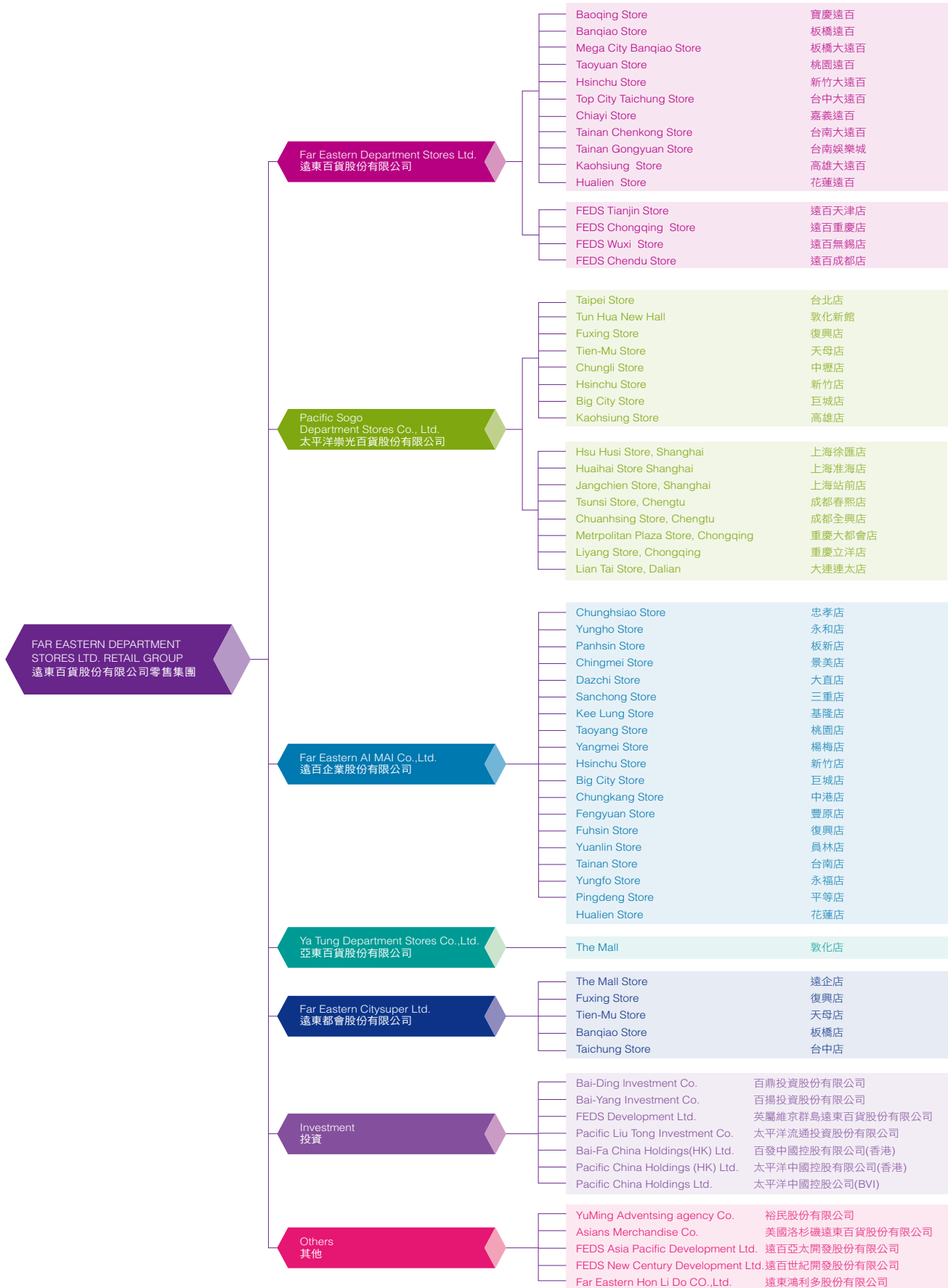


Store Operation Division  
林曲祥 John Lin



# Far Eastern Department Stores Ltd. Retail Group

## 遠東百貨股份有限公司—零售集團



# Branch Stores of Far Eastern Department Stores Ltd. Retail Group

## 遠東百貨股份有限公司一零售集團各分公司

### Branch Stores of Far Eastern Department Stores Ltd.

#### 遠東百貨股份有限公司各分公司

- |                           |       |
|---------------------------|-------|
| 1 Baoqing Store           | 實慶遠百  |
| 2 Banqiao Store           | 板橋遠百  |
| 3 Mega City Banqiao Store | 板橋大遠百 |
| 4 Taoyuan Store           | 桃園遠百  |
| 5 Hsinchu Store           | 新竹大遠百 |
| 6 Top City Taichung Store | 台中大遠百 |
| 7 Chiayi Store            | 嘉義遠百  |
| 8 Tainan Chenkong Store   | 台南大遠百 |
| 9 Tainan Gongyuan Store   | 台南娛樂城 |
| 10 Kaohsiung Store        | 高雄大遠百 |
| 11 Hualien Store          | 花蓮遠百  |

### Subsidiaries of Far Eastern Department Stores Ltd.

#### 遠東百貨股份有限公司子公司

#### Pacific Sogo Department Stores Co., Ltd.

#### 太平洋崇光百貨股份有限公司

- |                    |      |
|--------------------|------|
| 1 Taipei Store     | 台北店  |
| 2 Fuxing Store     | 復興店  |
| 3 Tun Hua New Hall | 敦化新館 |
| 4 Tien-Mu Store    | 天母店  |
| 5 Chungli Store    | 中壢店  |
| 6 Hsinchu Store    | 新竹店  |
| 7 Big City Store   | 巨城店  |
| 8 Kaohsiung Store  | 高雄店  |

#### Far Eastern AI MAI Co., Ltd.

#### 遠百企業股份有限公司

- |                         |       |
|-------------------------|-------|
| 1 Chunghsiao Store      | 忠孝分公司 |
| 2 Chingmei Store        | 景美分公司 |
| 3 Panhsin Store         | 板新分公司 |
| 4 Yungho Store          | 永和分公司 |
| 5 Dazch Store           | 大直分公司 |
| 6 Sanchung Store        | 三重分公司 |
| 7 Kee Lung Store        | 基隆分公司 |
| 8 Taoyang Store         | 桃園分公司 |
| 9 Yangmei Store         | 楊梅分公司 |
| 10 Hsinchu Store        | 新竹分公司 |
| 11 Big City Store       | 巨城分公司 |
| 12 Fengyuan HYPER Store | 豐原分公司 |
| 13 Yungfo Store         | 永福分公司 |
| 14 Chungkang Store      | 中港分公司 |
| 15 Yuanlin Store        | 員林分公司 |
| 16 Tainan Store         | 台南分公司 |
| 17 Fuhsin Store         | 復興分公司 |
| 18 Pingdeng Store       | 平等分公司 |
| 19 Hualien Store        | 花蓮分公司 |

#### Ya Tung Department Store Co., Ltd.

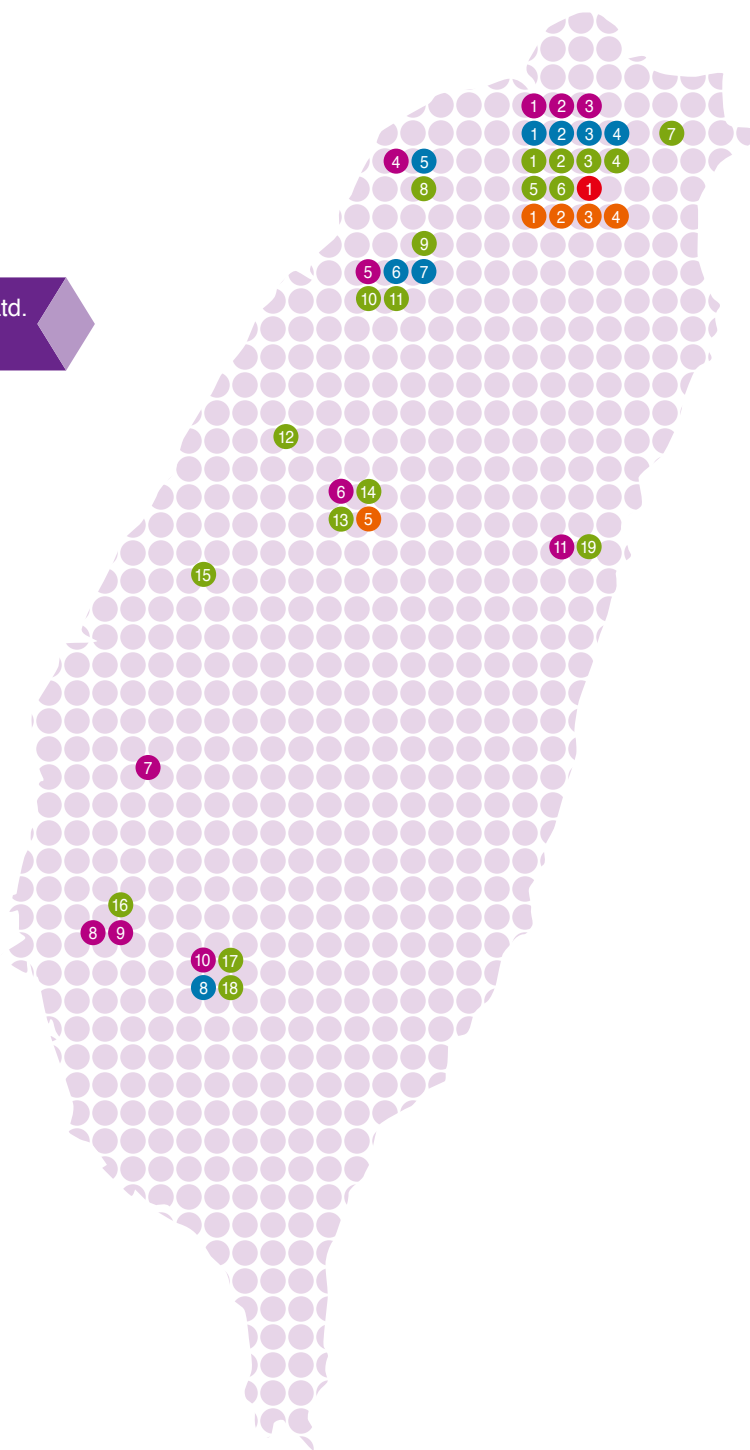
#### 亞東百貨股份有限公司

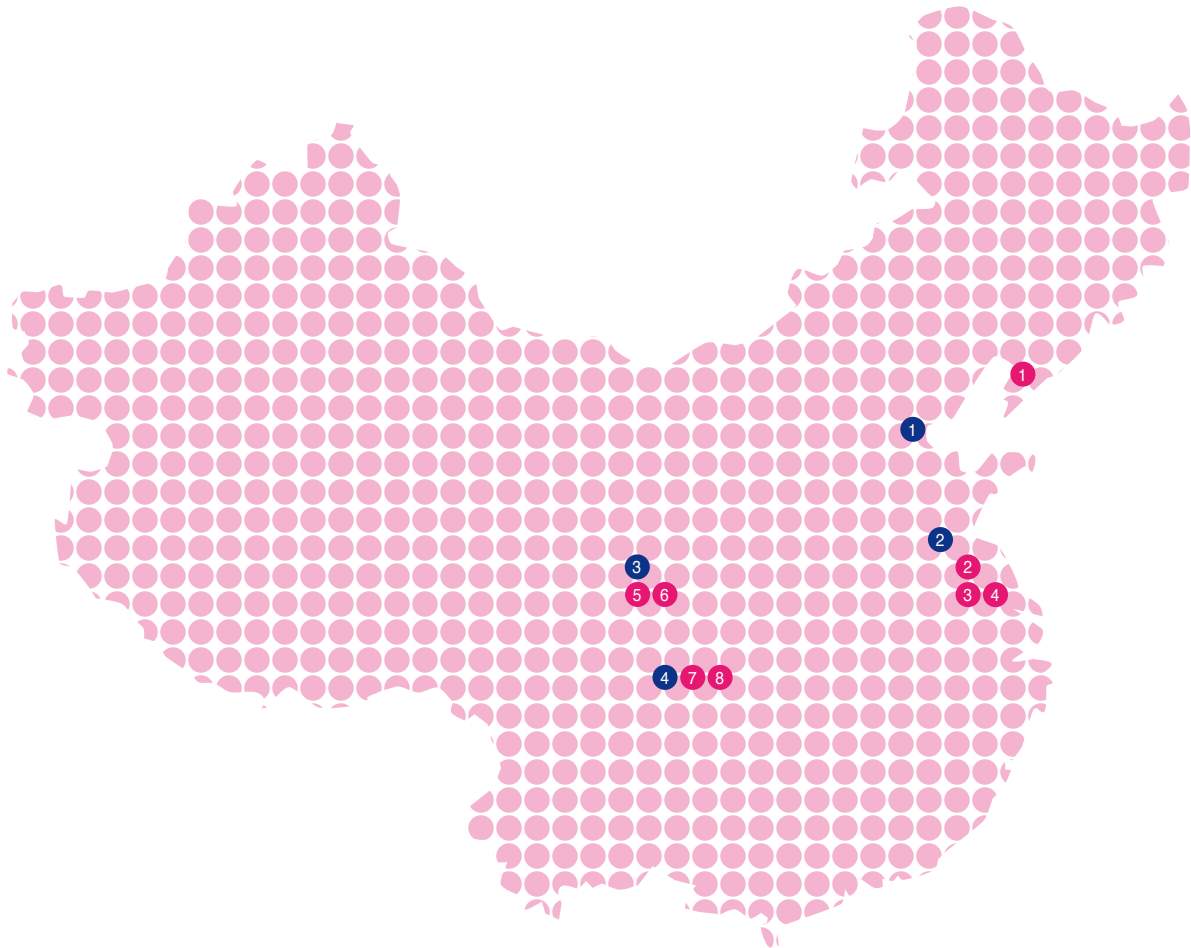
- 1 The Mall

#### Far Eastern Citysuper Ltd.

#### 遠東都會股份有限公司

- |                  |     |
|------------------|-----|
| 1 The Mall Store | 遠企店 |
| 2 Fuxing Store   | 復興店 |
| 3 Tien-Mu Store  | 天母店 |
| 4 Banqiao Store  | 板橋店 |
| 5 Taichung Store | 台中店 |





Far Eastern Department Stores Co., Ltd. 遠東百貨股份有限公司

- |                         |       |
|-------------------------|-------|
| ① FE DS Tianjin Store   | 遠百天津店 |
| ② FE DS Wuxi Store      | 遠百無錫店 |
| ③ FE DS Chengtu Store   | 遠百成都店 |
| ④ FE DS Chongqing Store | 遠百重慶店 |

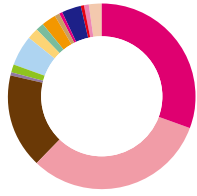
Pacific Department Stores Co., Ltd. 太平洋百貨股份有限公司

- |                             |       |                                       |        |
|-----------------------------|-------|---------------------------------------|--------|
| ① Lian Tai Store, Dalian    | 大連連太店 | ⑤ Chuanhsing Store, Chengtu           | 成都全興店  |
| ② Hsu Huei Store, Shanghai  | 上海徐匯店 | ⑥ Tsunsi Store, Chengtu               | 成都春熙店  |
| ③ Huaihai Store, Shanghai   | 上海淮海店 | ⑦ Liyang Store, Chongqing             | 重慶立洋店  |
| ④ Jangchien Store, Shanghai | 上海站前店 | ⑧ Metropolitan Plaza Store, Chongqing | 重慶大都會店 |



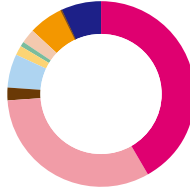
Unit: Million 單位：百萬

### Retail Revenue 零售收入



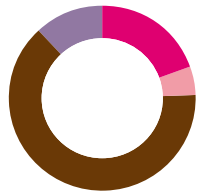
■ Far Eastern Department Stores Ltd. 遠東百貨公司 NT\$39,128 US\$1,347.38	■ Chongqing Metropolitan Plaza P.D.S. Co. 重慶大都會廣場太平洋百貨公司 NT\$ 3,226 US\$111.09
■ Pacific Sogo Department Stores Ltd. 太平洋崇光百貨公司 NT\$40,049 US\$1,379.10	■ Beijing Xidan Pacific Department S. Co. 北京西單太平洋百貨公司 NT\$0 US\$0
■ Far Eastern Ai Mai Ltd. 遠東企業公司 NT\$20,727 US\$713.74	■ Tianjin FEDS Limits., Co. 天津遠東百貨公司 NT\$1,093 US\$37.64
■ Ya Tung Department Stores Ltd. 亞東百貨公司 NT\$760 US\$26.17	■ Dalian Pacific Department Store Co.,Ltd 大連連太百貨有限公司 NT\$839 US\$28.89
■ Far Eastern City Super Ltd. 遠東都會公司 NT\$1,975 US\$68.01	□ Chongqing Liyang Department Store Co., Ltd 重慶市立洋百貨有限公司 NT\$0 US\$0.00
■ Shanghai Pacific Department Store Co. 上海太平洋百貨公司 NT\$6,646 US\$228.86	■ Chongqing FEDS Co. 重慶遠東百貨有限公司 NT\$4,174 US\$143.73
■ Chengdu Shangxia Pacific D. S. Co. 成都商廈太平洋百貨公司 NT\$2,483 US\$85.50	■ Wuxi FEDS Co., Ltd. 無錫遠東百貨商場公司 NT\$637 US\$21.94
■ Chengdu Quanying Pacific D. S. Co. 成都全興大廈太平洋百貨公司 NT\$1,499 US\$51.62	■ Chengdu FEDS Co., Ltd. 成都遠東百貨有限公司 NT\$1,224 US\$42.15
	■ Far Eastern Big City Shopping Malls Co., 遠東巨城購物中心 NT\$2,558 US\$88.09

### Retail Income After Income Tax 零售稅後淨利



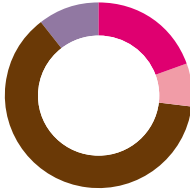
■ Far Eastern Department Stores Ltd. 遠東百貨公司 NT\$1,693 US\$58.30	■ Chongqing Metropolitan Plaza P.D.S. Co. 重慶大都會廣場太平洋百貨公司 NT\$244 US\$8.40
■ Pacific Sogo Department Stores Ltd. 太平洋崇光百貨公司 NT\$1,300 US\$44.77	■ Beijing Xidan Pacific Department S. Co. 北京西單太平洋百貨公司 (NT\$19) (US\$0.65)
■ Far Eastern Ai Mai Ltd. 遠東企業公司 NT\$91 US\$3.13	■ Tianjin FEDS Limits.,Co. 天津遠東百貨公司 (NT\$153) (US\$5.27)
■ Ya Tung Department Stores Ltd. 亞東百貨公司 (NT\$98) (US\$3.37)	■ Dalian Pacific Department Store Co.,Ltd 大連連太百貨有限公司 (NT\$8) (US\$0.28)
■ Far Eastern City Super Ltd. 遠東都會公司 (NT\$87) (US\$3.00)	□ Chongqing Liyang Department Store Co.,Ltd 重慶市立洋百貨有限公司 NT\$1 US\$0.03
■ Shanghai Pacific Department Store Co. 上海太平洋百貨公司 NT\$232 US\$7.99	■ Chongqing FEDS Co. 重慶遠東百貨有限公司 NT\$273 US\$9.40
■ Chengdu Shangxia Pacific D. S. Co. 成都商廈太平洋百貨公司 NT\$69 US\$2.38	■ Wuxi FEDS Co., Ltd. 無錫遠東百貨商場公司 (NT\$260) (US\$8.95)
■ Chengdu Quanying Pacific D. S. Co. 成都全興大廈太平洋百貨公司 NT\$40 US\$1.38	■ Chengdu FEDS Co., Ltd. 成都遠東百貨有限公司 (NT\$496) (US\$17.08)
	■ Far Eastern Big City Shopping Malls Co., 遠東巨城購物中心 (NT\$101) (US\$3.48)

### Investment Revenue 投資收入



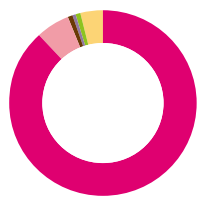
■ Bai Ding Investment CO. 百鼎投資公司 NT\$322 US\$11.09	■ Pacific China Holding (HK) Ltd. 太平洋中國控股(香港)公司 (NT\$622) (US\$21.42)
■ Bai Yang Investment CO. 百揚投資公司 NT\$83 US\$2.86	■ Pacific China Holding Ltd. 太平洋中國控股公司 (NT\$412) (US\$14.19)
■ Pacific Liu Tong Investment Co.Ltd. 太平洋流通投資公司 NT\$1,044 US\$35.95	□ Bai-Fa China Holding (HK) Ltd. 百發中國控股公司 NT\$0 US\$0.00
■ FEDS Development Ltd. 英屬維京群島遠東百貨公司 NT\$196 US\$6.75	□ Pacific(China) Investment Co., Ltd. 百發(中國)投資公司 NT\$0 US\$0.00

### Investment Income After Income Tax 投資稅後淨利



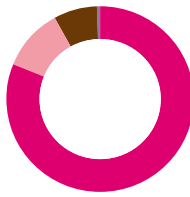
■ Bai Ding Investment CO. 百鼎投資公司 NT\$286 US\$9.85	■ Pacific China Holding (HK) Ltd. 太平洋中國控股(香港)公司 (NT\$644) (US\$22.18)
■ Bai Yang Investment CO. 百揚投資公司 NT\$111 US\$3.82	■ Pacific China Holding Ltd. 太平洋中國控股公司 (NT\$622) (US\$21.42)
■ Pacific Liu Tong Investment Co. Ltd. 太平洋流通投資公司 NT\$911 US\$31.37	□ Bai-Fa China Holding (HK) Ltd. 百發中國控股公司 NT\$0.00 NT\$0.00
■ FEDS Development Ltd. 英屬維京群島遠東百貨公司 NT\$153 US\$5.27	■ Pacific(China) Investment Co.,Ltd 百發(中國)投資公司 (NT\$733) (US\$25.24)

### Other Revenue 其他收入



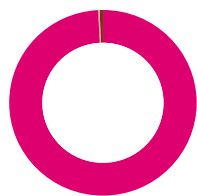
■ FEDS Asia Pacific Development Ltd. 遠百亞太開發公司 NT\$329 US\$11.33	■ Asian Merchandise Company 美國洛杉磯遠東百貨公司 NT\$3 US\$0.10
■ FEDS New Century Development Ltd. 遠百新世紀開發公司 NT\$22 US\$0.76	■ Chongqing Pacific Consultant & Management CO. 重慶太平洋商業管理諮詢公司 NT\$0 US\$0
■ Yu Ming Advertising Agency CO. 裕民公司 NT\$3 US\$0.10	■ Shanghai Bai Ding Consultant & Management CO. 上海百鼎商業管理諮詢公司 NT\$14 US\$0.48
■ Far Eastern Hon Li Do CO.,Ltd. 遠東鴻利多公司 NT\$2 US\$0.07	

### Other Income After Income Tax 其他稅後淨利



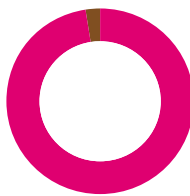
■ FEDS Asia Pacific Development Ltd. 遠百亞太開發公司 NT\$166 US\$5.72	□ Asian Merchandise Company 美國洛杉磯遠東百貨公司 NT\$0 US\$0.00
■ FEDS New Century Development Ltd. 遠百新世紀開發公司 NT\$22 US\$0.76	■ Chongqing Pacific Consultant & Management CO. 重慶太平洋商業管理諮詢公司 (NT\$138) (US\$4.75)
■ Yu Ming Advertising Agency CO. 裕民公司 NT\$15 US\$0.52	■ Shanghai Bai Ding Consultant & Management CO. 上海百鼎商業管理諮詢公司 (NT\$4) (US\$0.14)
■ Far Eastern Hon Li Do CO.,Ltd. 遠東鴻利多公司 NT\$1 US\$0.03	

### Total Revenue 收入合計 NT\$128,002 US\$4,407.79



■ Retail Revenue 零售收入 NT\$127,018 US\$4,373.91	■ Other Revenue 其它收入 NT\$373 US\$12.84
■ Investment Revenue 投資收入 NT\$611 US\$21.04	

### Total Net Income After Income Tax 稅後淨利合計 NT\$2,245 US\$77.31



■ Retail Income After Income Tax 零售稅後淨利 NT\$2,721 US\$93.70	■ Other Income After Income Tax 其它稅後淨利 NT\$62 US\$2.14
■ Investment Income After Income Tax 投資稅後淨利 (NT\$538) (US\$18.53)	

## Address of Far Eastern Department Stores Ltd. Retail Group 遠東百貨股份有限公司零售集團各地分公司地址

### Far Eastern Department Stores Ltd. 遠東百貨股份有限公司

**Head Office 總公司**  
No.27, Baoqing Rd., Zhongzheng Dist., Taipei City 100, Taiwan (R.O.C.)  
TEL:886-2-2381-6155-9 FAX:886-2-2382-1371  
Web:www.feds.com.tw e-mail:service@feds.com.tw

**Baoqing Store 寶慶遠百**  
No.32, Baoqing Rd., Zhongzheng Dist., Taipei City 100, Taiwan (R.O.C.)  
TEL:886-2-2381-6088 FAX:886-2-2314-0669

**Banqiao Store 板橋遠百**  
No.152, Sec. 1, Zhongshan Rd., Banqiao Dist., New Taipei City 220, Taiwan (R.O.C.)  
TEL:886-2-8952-5678 FAX:886-2-8953-0009

**Mega City Banqiao Store 板橋大遠百**  
No.28, Xinzhan Rd., Banqiao Dist., New Taipei City 220, Taiwan (R.O.C.)  
TEL:886-2-7705-4168 FAX:886-2-7738-0167

**Taoyuan Store 桃園遠百**  
No.20, Zhongzheng Rd., Taoyuan City, Taoyuan County 330, Taiwan (R.O.C.)  
TEL:886-3-335-9811 FAX:886-3-338-0194

**Hsinchu Store 新竹大遠百**  
No.323, Xida Rd., North Dist., Hsinchu City 300, Taiwan (R.O.C.)  
TEL:886-3-523-3121 FAX:886-3-526-9413

**Top City Taichung Store 台中大遠百**  
No.105, Sec. 2, Taichung Port Rd., Xitun Dist., Taichung City 407, Taiwan, R.O.C.  
TEL:886-4-3702-2168 FAX:886-4-3702-7205

**Chiayi Store 嘉義遠百**  
No.537, Chuiyang Rd., West Dist., Chiayi City 600, Taiwan (R.O.C.)  
TEL:886-5-236-5137 FAX:886-5-236-5358

**Tainan Chenkong Store 台南大遠百**  
No.210, Qianfeng Rd., East Dist., Tainan City 701, Taiwan (R.O.C.)  
TEL:886-6-209-8999 FAX:886-6-209-7907

**Tainan Gongyuan Store 台南娛樂城**  
No.60, Gongyuan Rd., West Central Dist., Tainan City 700, Taiwan (R.O.C.)  
TEL:886-6-225-9101 FAX:886-6-225-9120

**Kaohsiung Store 高雄大遠百**  
No.21, Sanduo 4th Rd., Lingya Dist., Kaohsiung City 802, Taiwan (R.O.C.)  
TEL:886-7-338-6168 FAX:886-7-972-2845

**Hualien Store 花蓮遠百**  
No.581, Heping Rd., Hualien City, Hualien County 970, Taiwan (R.O.C.)  
TEL:886-3-835-5588 FAX:886-3-836-2720

**FEDS Tianjin Store 遠百天津店**  
168, Nankai District, Tianjin, China  
TEL:86-22-2727-1688 FAX:86-22-2735-2489

**FEDS Chongqing Store 遠百重慶店**  
10 Yanghe Rd. Jiangbai, Chongqing, China  
TEL:86-23-8918-0088 FAX:8623-8911-8111

**FEDS Wuxi Store 遠百無錫店**  
10 Yanghe Rd. Jiangbai, Chongqing, China  
TEL:86-23-8918-0088 FAX:86-23-8911-8111

**Chendu FEDS Co; Ltd. 遠百成都店**  
No.18, Royal Street East, Jinjiang District, Chengdu  
TEL:86-28-6233-7777 FAX:86-28-8673-1044

**Far Eastern Int'l Seles 洛杉磯遠東百貨公司**  
13360 East Firestone BLVD., #J.  
SANTA FE SPRINGS, CA 90670, U.S.A.  
TEL:1-562-404-7376 FAX:1-562-404-8663

### Pacific Sogo Department Stores Co., Ltd. 太平洋崇光百貨股份有限公司

**Taipei Store 台北店**  
No.45, Sec.4, Chung Hsiao E. Rd, Taipei, Taiwan, R.O.C.  
TEL:886-2-2776-5555 FAX:886-2-2741-2869

**Fuxing Store 復興店**  
No.300, Sec.3, Chung Hsiao E.Rd.  
TEL:886-2-2776-5555 FAX:886-2-2778-1191

**Tun Hua New Hall 敦化新館**  
No.246, Sec.1, Tun Hua South Road, Taipei, Taiwan, R.O.C.  
TEL:886-2-2776-5555 FAX:886-2-2711-2632

**Tien-Mu Store 天母店**  
NO.77, Sec 6, Zhongshan N. Rd., Taipei, Taiwan, R.O.C.  
TEL:886-2-2834-5000 FAX:886-2-2834-7755

**Chungli Store 中壢店**  
No.357, Yuan Hua Road, Chungli, Taiwan, R.O.C.  
TEL:886-3-422-7000 FAX:886-3-422-1212

**Hsinchu Store 新竹店**  
No.2, Ming Chu Road, Hsinchu, Taiwan, R.O.C.  
TEL:886-3-522-7000 FAX:886-3-524-8888

**Big City Store 巨城店**  
No.229, Zhongyang Rd., Hsinchu City 300, Taiwan, R.O.C.  
TEL:886-3-623-8000 FAX:886-3-621-8801

**Kaohsiung Store 高雄店**  
No.217, Sando 3th Road, Kaohsiung, Taiwan, R.O.C.  
TEL:886-7-338-1000 FAX:886-7-338-2000

**Hsu Huei Store, Shanghai 上海徐匯店**  
No.932, Hengshan Road, Hsu Huei Dist, Shanghai  
TEL:86-21-6407-8888 FAX:86-21-6469-6688

**Huaihai Store, Shanghai 上海淮海店**  
No.333, Huai Hai Central Road, Luwan Dist, Shanghai  
TEL:86-21-5306-8888 FAX:86-21-6385-9456

**Jangchien Store, Shanghai 上海站前店**  
No.218, Tienmu W. Road, Zabei Dist, Shanghai  
TEL:86-21-6381-8888 FAX:86-21-6381-6688

**Tsuni Store, Chengtu 成都春熙店**  
No.12, Tzongfu Road, Chengtu  
TEL:86-28-8665-3388 FAX:86-28-8666-5281

**Chuanhsing Store, Chengtu 成都全興店**  
No.68, Sec.2, Renming Center Road, Chengtu  
TEL:86-28-8625-6688 FAX:86-28-8625-6656

**Metropolitan Plaza Store, Chongqing 重慶大都會店**  
No.68, Zou Rong Road, Shapingba District, Chongqing  
TEL:86-23-6371-0088 FAX:86-23-6372-0293

## Address of Far Eastern Department Stores Ltd. Retail Group 遠東百貨股份有限公司零售集團各地分公司地址

Liyang Store, Chongqing 重慶立洋店  
No.99, Xiaoxin Road, Yu Zhong District, Chongqing  
TEL:86-23-6536-0088 FAX:86-23-6547-9081

Lian Tai Store, Dalian 大連連太店  
No.19, Jie Fang Road, Yu Zhong Shan District, Dalian  
TEL:86-411-230-6999 FAX:86-411-230-0023

### Far Eastern AI MAI Co., Ltd. 遠百企業股份有限公司

Head Office 總公司  
13F, 110 Yen Ping S. Rd., Taipei 100, Taiwan, R.O.C.  
TEL:886-2-2361-3691 FAX:886-2-2371-5298

Kee Lung Store 基隆店  
B1, No. 53, Shenxi Rd., Xinyi Dist, Keelung City  
TEL:886-0800-089-899 FAX:886-2-2468-0522

Chunghsiao HYPER Store 忠孝店  
B2/B3, Chunghsiao E. Rd., Sec.5, Taipei, Taiwan, R.O.C.  
TEL:886-2-2528-9388 FAX:886-2-2528-9389

Dazhi Hyper Store 大直店  
123, Ching-Yeh 3rd Rd., Taipei, Taiwan, R.O.C  
TEL:886-2-7701-5168 FAX:886-2-7701-5056

Chingmei HYPER Store 景美店  
12, Ching St., Lane 30, Taipei 116, Taiwan, R.O.C.  
TEL:886-2-2933-2088 FAX:886-2-2931-8459

Panhsin HYPER Store 板新店  
389, Sze Chuan Rd., Sec.1, Banqiao 220, Taiwan, R.O.C.  
TEL:886-2-2956-9888 FAX:886-2-2956-9777

Yungho HYPER Store 永和店  
56, Ming-Sheng Rd., Lane 46, Yungho, Taiwan, R.O.C.  
TEL:886-2-2948-8988 FAX:886-2-2948-8993

Sanchong Store 三重店  
No, 45, Lane 193, Zhongzheng N. Rd., Sanchong City,  
Taipei County, Taiwan, R.O.C.  
TEL:886-2-2988-3199 FAX:886-2-2988-8262

Taoyuan HYPER Store 桃園店  
939, Chung Sang Rd., Taoyuan, Taiwan, R.O.C.  
TEL:886-3-378-5688 FAX:886-3-378-3088

Yangmei HYPER Store 楊梅店  
6, Chung Sang N. Rd., Lane 23, Sec.5, Yangmei, Taiwan, R.O.C.  
TEL:886-3-481-6988 FAX:886-3-816-958

Hsinchu HYPER Store 新竹分公司  
469, Gongdaowu Rd., Sec.2, Hsinchu 300, Taiwan, R.O.C.  
TEL:886-3-573-5566 FAX:886-3-275-2112

Big City Store 巨城店  
No.229, Zhongyang Rd., Hsinchu City 300, Taiwan, R.O.C.  
TEL:886-3-623-8000 FAX:886-3-621-8801

Yungfu HYPER Store 永福店  
174, Ching Hai Rd., Sec.3, Taichung 400 Taiwan, R.O.C.  
TEL:886-4-426-8568 FAX:886-4-463-0515

Fengyuan HYPER Store 豐原店  
No.420, Shuiyuan Rd., Fengyuan Dist., Taichung City 420,  
Taiwan, R.O.C.  
TEL:886-4-3704-6999 FAX:886-4-2513-2189Fuhsin

HYPER Store 復興店  
359, Fuhsin Rd., Sec.1, Tauchung, Taiwan, R.O.C.  
TEL:886-4-2265-8686 FAX:886-4-2324-7190

Chungkang HYPER Store 中港店  
71, Chungkang Rd., Sec.2, Taichung, Taiwan, R.O.C.  
TEL:886-4-2319-9883 FAX:886-4-327443

Yuanlin HYPER Store 員林店  
90-100, Lane2, Chung-Cheng Rd., Yuanlin, Ghanghua  
Taiwan, R.O.C.  
TEL:886-4-836-1728 FAX:886-4-837-7199

Tainan HYPER Store 台南店  
533, Chung Cheng S. Rd., Yung Kung, Tainan700, Taiwan, R.O.C.  
TEL:886-6-254-2532 FAX:886-6-254-2997

Pingdeng HYPER Store 平等店  
171, Pingdeng Rd., Kauhsiung, Taiwan, R.O.C.  
TEL:886-7-386-0600 FAX:886-7-391-9190

Hualien Store 花蓮店  
581, Heping Rd., Hualien 970, Taiwan, R.O.C.  
TEL:886-3-890-9070 FAX:886-3-836-0058

### Ya Tung Department. Stores Co., Ltd. 亞東百貨股份有限公司

Head Office 總公司  
11F, 270, Tun Hwa S Rd., Sec.2, Taipei 106, Taiwan, R.O.C.  
TEL:886-2-2377-6666 FAX:886-2-2377-5223

Taipei Store 台北店  
203, Tun Hwa S Rd., Sec.2, Taipei 106, Taiwan, R.O.C.  
TEL:886-2-2378-6666 FAX:886-2-2377-5223

### Far Eastern Citysuper Ltd. 遠東都會股份有限公司

Head Office 總公司  
7F, No. 64, Sec. 4, Ren-ai Rd., Da-an District, Taipei 106,  
Taiwan, R.O.C.  
TEL:886-2-7711-3288 FAX:886-2-7711-3289

Tun Hwa Store 敦化店  
203, Tun Hwa S Rd., Sec.2, Taipei 106, Taiwan, R.O.C.  
TEL:886-2-7711-3830 FAX:886-2-7711-3831

Fuxing Store 復興店  
No. 300, Sec. 3, Chung Hsiao E.Rd. Taipei, Taiwan, R.O.C.  
TEL:886-2-2776-5555 FAX:886-2-2778-1191

Tien-Mu Store 天母店  
B1, No. 77, Sec 6, Chung-Hsan N. Road, Taipei, Taiwan, R.O.C.  
TEL:886-2-7736-0766 FAX:886-2-7736-0765

Mega City Banqiao Store 板橋大遠百店  
No. 28, Xinzhan Rd., Banqiao Dist, New Taipei City  
TEL:886-2-7705-4168 FAX:886-2-7738-0167

Top City Taichung Store 台中大遠百店  
No.105, Sec. 2, Taichung Prot Rd., Xitun Dist., Taichung City, Taiwan  
TEL:886-4-3702-2168 FAX:886-4-3702-7205

## FE THE FAR EASTERN GROUP 遠東集團

THE FAR EASTERN GROUP (FEG) comprises 240 companies and institutions. Listed below are 53 of the more active operations in Taiwan, China, Singapore, Canada, Thailand, Vietnam, and etc. (\* indicates the Group's 9 listed public companies)

### \*1) FAR EASTERN NEW CENTURY CORP. (FENC):

renamed from Far Eastern Textile Ltd., a knitting factory founded in Shanghai in 1942, and the first textile company relocated to Taiwan in 1949. This leading provider of polyester and textile products in Taiwan has grown into a sizable entity with substantial holdings in equity investments and real estates. Consolidated revenues in 2012 were NT\$236.2 billion (US\$8.11 billion, using 2012 yearend rate NT\$29.14 = US\$1.0).

### \*2) ASIA CEMENT CORP. (ACC):

founded in 1957, the most efficient cement company in Taiwan. Consolidated revenues reached NT\$64.2 billion (US\$2.1 billion) in 2012 with net profit of NT\$7.8 billion (US\$260 million). Total annual cross-strait cement capacity will grow up to 50 million metric tons in 2015.

### \*3) FAR EASTERN DEPARTMENT STORES (FEDS):

established in 1967, has retail chain stores in all major cities around the Island. Consolidated revenues in 2012 were NT\$126.1 billion (US\$4.16 billion).

### \*4) U-MING MARINE TRANSPORT CORP. (UMTC):

Taiwan's largest bulk carrier with shipping capacity of 5.25 million DWT. UMTC has subsidiaries in both Hong Kong and Singapore and has acquired various international standard certifications, also formed strategic alliances with oil tanker and other shipping companies. Its outstanding operating result has won global recognition.

### \*5) ORIENTAL UNION CHEMICAL CORPORATION (OUCC):

founded in 1975 to establish an EG and a gas plant on a 23-hectare area in the Lin Yuan Industrial Zone in Kaohsiung County. OUCC has been developing several specialty chemical products in recent years, and engaged in various investments in fine chemicals and bio-chemicals sector (C\$3 million investment in Sino-Canada Biotechnology Development Fund). Total revenues in 2012 amounted to NT\$12.27 billion (US\$421 million).

### \*6) EVEREST TEXTILE CO., LTD.:

established in 1988 in Tainan, south of Taiwan, is a R&D oriented and vertically integrated textile manufacturer. Sales revenues in 2012 were NT\$6.23 billion (US\$241 million).

### \*7) FAR EASTERN INTERNATIONAL BANK (FEIB):

inaugurated its banking operations in early 1992, was listed on Taiwan Stock Market in 1998, now with total assets exceeding US\$15.8 billion and 55 branches throughout Taiwan including one branch in Hong Kong. In 2009 FEIB acquired AIG's credit card business to reach the economies of scale and also acquired Chinfon Bank's 19 domestic operating units. The Bank acquired 100% stock ownership of ING Securities (renamed as Far Eastern International Securities), ING Group's Taiwan subsidiary, in 2011.

### \*8) FAR EASTONE TELECOMMUNICATIONS LTD. (FET):

has been awarded several valuable licenses to provide 2G, 3G, WiMax, Internet and ISR, and local/domestic long-distance land cable leased circuit services to Taiwan. Operations were launched on January 20, 1998. Total consolidated revenues for 2012 were NT\$ 86.745 billion (US\$2.976 billion) with revenue-producing customer exceeding 6.945 million. FET and China Mobile announced strategic cooperation agreement and share subscription in April 2009, which equity deal still awaits government approval.

### \*9) ASIA CEMENT (CHINA) HOLDINGS CORP. (ACCC):

offshore subsidiary of ACC, was listed on the Main Board of the Stock Exchange of Hong Kong Limited on May 20, 2008. Consolidated revenues in 2012 were RMB6.7 billion and profit was RMB509 million.

### 10) FAR EASTERN FIBERTECH CO., LTD. (FEFC):

founded in the 1Q of 1997 to produce "nylon 66", a durable, high-performance technical yarn.

### 11) ORIENTAL PETROCHEMICALS CORP. (OPC):

located at the Kuan Yin site of Taoyuan County to operate on PTA facility with a capacity of 1 million MT/year. Revenues for 2012 were NT\$26.2 billion (US\$898 million).

### 12) AIR LIQUIDE FAR EASTERN LTD. (ALFE):

established in 1987, joint venture by FENC and France's L'Air Liquide for the production of industrial gases.

### 13) FREUDENBERG FAR EASTERN SPUNWEB CO., LTD.:

established in 1987, joint venture with Germany's Carl Freudenberg and Japan Vilene Co. for the production of non-woven fabrics and related high-tech polyester products.

### 14) YUAN DING CO., LTD.:

founded by FETL and ACC in 1984 as a real estate developer and a holding company for diversified businesses, such as YDT Technology International established in 2000, a professional CCTV producer and total solution provider for FEG and worldwide clients, plus Far Eastern Technical Consultant Co. founded in July 2001 to handle land development, project management, design, planning and other real estate consultant services.

### 15) FAR EASTERN GENERAL CONTRACTOR INC.:

established in 1982, a renowned A-Class contractor to handle the Group's as well as other local major construction projects.

### 16) ALBERTA & ORIENT GLYCOL COMPANY LIMITED:

FENC's joint venture with Dow Chemical and Petrochemical Industries Company of Kuwait, total investment amounts to C\$400 million, to produce ethylene glycol. Its plant locates in Red Deer, Alberta, Canada and commenced beneficial production in early September 1994.

### 17) FAR EASTERN INDUSTRIES (SHANGHAI) LTD. (FEIS):

FETL's wholly owned subsidiary, a vertically integrated polyester polymer plant which obtained a 'high-tech enterprise' status in Pudong, Shanghai during 3Q of 2000. Sales revenues in 2012 were RMB5.99 billion.

**18) FAR EASTERN APPAREL (SUZHOU) CO., LTD.:**

the first garment factory invested by FENC in Mainland China in 1996 to manufacture and sell knitting garments.

**19) ORIENTAL INDUSTRIES (SUZHOU) LTD.:**

initiated operations in September 2007 to produce industrial fabrics including SSP, HTY, tire cord, conveyor and etc. With annual capacity of industrial yarn reaching 44,000 tons and industrial fabric of 12,000 ton, the Company aims to become major supplier to Goodyear and other related companies.

**20) FAR EASTERN INDUSTRIES (WUXI) LTD. (FEIW):**

established in 2002, with capacity of 120,000 spindles, the Company mainly manufactures and sells processed pure cotton yarns, other natural fibers and synthetic fiber yarns.

**21) ORIENTAL PETROCHEMICAL (SHANGHAI) CORPORATION (OPSC):**

located in the Shanghai Spark Development Zone beside the Hangzhou Bay. OPSC commenced operation in April 2006. Revenues for 2012 were RMB5.44 billion.

**22) SINO BELGIUM BEER (SUZHOU) LIMITED:**

FENC's investment of US\$100 million and joint venture with Belgium's 254-year old Martens Brewery to brew beer packed in Coolerpak, a monolayer PET bottle with high gas barrier. The Martens Beer in CoolerPak is distributed by Martens Shanghai Limited.

**23) FAR EASTERN APPAREL (VIETNAM) LTD.:**

FENC's manufacturing site in Vietnam to produce knitting goods and apparels, supplier to world renowned brands such as Nike, Levis, Columbia, Carter's, etc.

**24) NEW CENTURY INFOCOMM TECH CO., LTD. (NCIC):**

was incorporated on June 1, 2000. NCIC merged Digital United (Seednet, the No. 2 ISP in Taiwan) in 2009. To prepare for service convergence, Far EasTone acquired NCIC in the end of 2010, aiming to enhance the business cooperation between its mobile and fixed-line components by group integration to provide more comprehensive telecom services as well as to reach long-term synergy in operating costs.

**25) ARCOA COMMUNICATION CO., LTD. (ARCOA):**

sells cellular phone units and other telecom equipment or accessories and provides related maintenance services. FET bought the shares of ARCOA and became its major shareholder in 2005. Aside from the organic business, ARCOA also provides MVNO services since 2006.

**26) FAR EASTERN ELECTRONIC TOLL COLLECTION CO., LTD. (FETC):**

consortium headed by Far EasTone, Teco, Mitac and Systex, was awarded the one and only license to provide freeway electronic toll collection services to Taiwan. Services were launched on February 10, 2006.

**27) YA TUNG READY-MIXED CONCRETE CO., LTD.:**

ACC's subsidiary formed in January 1999 to provide vertical integrated values and to have over 20 sales outlets throughout Taiwan.

**28) CHIAHUI POWER CORPORATION:**

established in 1996, ACC decided to invest in Chiahui Power in mid 1999. Annual capacity is designed to be 670 MW. Based on a 25-year contract, Chiahui sells all of its power generated to Taipower.

**29) YUAN LUNG STAINLESS STEEL CORP.:**

founded on September 9, 2005 with installed capacity of 130,000 MT annually to mainly produce cold-rolled stainless steel coil.

**30) ASIA CEMENT (SINGAPORE) PTE.:**

set up in 1965 in partnership with Singaporean investors, dealing with the procurement and sales of cement.

**31) KOWLOON CEMENT CORPORATION LTD.:**

set up in Hong Kong in 1986.

**32) JIANGXI YADONG CEMENT COMPANY LIMITED:**

ACCC's subsidiary set up in 1997 and cement plant in Jiangxi, began operations in September 2000, and with leading market share in Nanchang and Jiujiang. Current annual cement capacity of 8 million MT is expected to expand to 14 million MT in 2014.

**33) SICHUAN YADONG CEMENT CO., LTD.:**

ACCC's subsidiary set up in 2004, cement plant in Chengdu, Sichuan, began operations in December 2006. With current annual cement capacity of 6 million MT is the top two cement producer in Chengdu market.

**34) HUBEI YADONG CEMENT CO., LTD.:**

ACCC's subsidiary which began operation in May 2009, the largest cement plant in Wuhan, Hubei with current annual cement capacity of 4 million MT.

**35) HUANGGANG YADONG CEMENT CO., LTD.:**

ACCC's subsidiary which began operation in May 2010 in Huanggang, Hubei. Current cement annual capacity of 2 million MT is expected to double after building up another production line in future.

**36) WUHAN YAXIN CEMENT CO., LTD.:**

ACCC's subsidiary, cement plant in Wuhan, Hubei, was acquired in July 2010. Current annual cement capacity is 1 million MT.

**37) YANGZHOU YADONG CEMENT CO., LTD.:**

ACCC's subsidiary, cement plant in Yangzhou, Jiangsu, began operations in June 2008. Current annual cement capacity is 2.7 million MT.

**38) PACIFIC SOGO DEPARTMENT STORES:**

established in 1987, currently operating with 8 branches in Taiwan, was acquired by FEG during the third quarter of 2002. 2012 revenues were NT\$40.1 billion (US\$1.32 billion).

**39) PACIFIC CHINA HOLDINGS LTD.:**

registered in British Virgin Island in 2012 with shareholders equity of US\$49.3 million and total assets of US\$165.8 million, acting as the holding company for Pacific SOGO's China operations, currently with 11 stores in Mainland China.

**40) FAR EASTERN AI MAI CO., LTD.:**

ranks among Taiwan's three largest supermarkets, now operates with 17 stores around the Island. 2012 revenues were NT\$20.7 billion (US\$685 million).

**41) YA TUNG DEPARTMENT STORE LTD.:**

established by FEDS, manages and operates The Mall within Taipei Metro Complex opened since March 1994. The exquisite CitySuper lifestyle supermarket was introduced into Taiwan since end 2004 to provide top-quality products and services to high-end customers.

**42) U-MING MARINE TRANSPORT (SINGAPORE) PTE LTD.:**

established in January 1994 by U-Ming Marine Transport Corp. in Singapore with a capital of S\$150 million (US\$98.5 million) to further expand UMTC's international service network.

**43) ORIENTAL SECURITIES CORP. (OSC):**

a fully integrated securities house established in 1979, offers comprehensive wealth management services to individual customers. OSC established Oriental Securities Investment Advisory Co., Ltd. in 1999 to offer clients and investors even more sophisticated wealth management information and investment planning services.

**44) FAR EASTERN INTERNATIONAL LEASING CORP.:**

established in 1998, jointly owned by FETL, ACC and FEDS with a capital of NT\$4.46 billion to handle leasing, installment payment, local factoring and other related businesses.

**45) DEUTSCHE FAR EASTERN ASSET MANAGEMENT COMPANY LIMITED:**

opened in June 2001 with a capital of NT\$400 million, FEG's joint venture with Deutsche Bank AG to build a new investment management business, now manages 7 mutual funds totaling NT\$11.8 billion.

**46) DING DING INTEGRATED MARKETING SERVICE CO. (DDIM):**

launched FEG HAPPY GO bonus points program in January 2005, making DDIM the pioneer of cross-channel bonus points in Taiwan, total members reached 11 million in June 2013. DDIM also rolled out GOHAPPY e-commerce service in June 2007.

**47) SHANGRI-LA'S FAR EASTERN PLAZA HOTEL, TAIPEI:**

the 422-room, 5-star hotel located at Taipei Metro Complex managed by the Shangri-La International Group, is considered one of best hotels in Asia. The 336-room Shangri-La's Far Eastern Plaza Hotel, Tainan was opened on March 23, 2009.

**48) FAR EASTERN MEMORIAL FOUNDATION (FEMF):**

established by FEG late Founder Mr. Y. Z. Hsu and his late younger brother Mr. W. Y. Hsu in memory of their beloved father, Mr. Yuan-Ze Hsu, is a non-profit institution dedicated to the promotion of cultural, educational, scientific and technological activities through program sponsorships.

**49) FAR EASTERN MEDICAL FOUNDATION:**

extended from FEMF in 1977, established the Far Eastern Memorial Hospital and Far Eastern Polyclinic.

**50) FAR EASTERN Y. Z. HSU SCIENCE & TECHNOLOGY MEMORIAL FOUNDATION:**

set up in 2001 by the Far Eastern Group in memory of its late Founder Mr. Y. Z. Hsu to mainly sponsor high-tech research and development.

**51) FAR EASTERN MEMORIAL HOSPITAL (FEMH):**

located at Panchiao, a 1,102-bed, full-service medical center serving the general public since April 1981. The Hospital together with its Far Eastern United Clinical Centers established in 1988 in downtown Taipei formed a cooperative alliance with National Taiwan University Hospital in mid 1999. FEMH was upgraded to medical center status in 2006 and received "National Quality Award" in March 2008. A second wing is now under construction with an additional 700 beds scheduled to finish at the end of 2014.

**52) YUAN ZE UNIVERSITY (YZU):**

established in 1989, comprises Colleges of Engineering, Management, Informatics, Humanities and Social Science, plus School of Lifelong Education, aims to cultivate specialists in technology and management. R&D Center for the Far Eastern Group was established in 1993 to reinforce research cooperation and cooperative project service for local enterprises. YZU was evaluated by the Education Ministry as the best University in general education in 2000.

**53) ORIENTAL INSTITUTE OF TECHNOLOGY (OIT):**

founded in 1969, is a four-year polytechnic institute offering courses in mechanical engineering, materials and textile science, electrical engineering, electronic engineering, industrial engineering and management, fashion business, industrial design, and the management in health care.

## Group Profile 集團名錄

Diversified Management Teams Working Together to Improve People's Lives

遠東集團由 232 家關係企業和非營利機構共組而成，以下依經營領域別，名列其中較具規模或代表性的 52 家，包括 9 家股票上市公司 (8 家在台灣，1 家在香港，以星號 \* 表示)。

### 聚酯化纖

\*Far Eastern New Century Co., Ltd.  
遠東新世紀股份有限公司  
36F, No. 207, Tun Hwa South Road, Sec.2, Taipei, Taiwan  
台北市敦化南路二段 207 號 36 樓  
TEL: 886-2-2733-8000  
URL: www.fenc.com  
Funded: 1945

\*Everest Textile Co., Ltd.  
宏遠興業股份有限公司  
No. 256 Ming Ho Tsun, Shansan Hsiang Tainan City, Taiwan  
台南縣山上鄉明和村 256 號  
TEL: 886-6-578-2561  
URL: www.everest.com.tw  
Funded: 1988

Oriental Resources Development Co., Ltd.  
亞東創新發展股份有限公司  
Room A, 15F, No. 182, Tun Hwa South Road, Sec.2, Taipei, Taiwan  
台北市敦化南路二段 182 號 15 樓 A 室  
TEL: 886-2-7713-8000 Ext. 2861  
URL: www.ord.feg.com.tw  
Funded: 1988

Sino Belgium Beer (Suzhou) Co., Ltd.  
中比啤酒 (蘇州) 有限公司  
No. 6, Hengshan Road, New District, Suzhou Jiangsu Province 215009, China  
中國江蘇省蘇州市新區橫山路 6 號  
TEL: 86-512-6823-1888  
Funded: 2007

### 石化能源

\*Oriental Union Chemical Corporation  
東聯化學股份有限公司  
13F, No. 101, Fu-Hsing North Road, Taipei, Taiwan  
台北市復興北路 101 號 13 樓  
TEL: 886-2-2719-3333  
URL: www.oucc.com.tw  
Funded: 1975

Oriental Petrochemical (Taiwan) Co., Ltd.  
亞東石化股份有限公司  
No. 47, Ching Chien 4th Road, Kuanyin Industrial District, Kuanyin Hsiang, Taoyuan County, Taiwan  
桃園縣觀音鄉觀音工業區經建四路 47 號  
TEL: 886-3-272-9588  
Funded: 1987

Air Liquide Far Eastern Ltd.  
亞東工業氣體股份有限公司  
5F, No. 245, Sec 1, Tun Hwa South Road, Taipei, Taiwan  
台北市大安區敦化南路一段 245 號 5 樓  
TEL: 886-2-8773-3318  
URL: www.airliquide.com/en/corporate/about/overview/ind  
Funded: 1987

Chahui Power Corporation  
嘉惠電力股份有限公司  
No. 688, Sung-tsi-chiao, Snug Shan Village, Ming-Hsiung, Chia-Yi County, Taiwan  
嘉義縣民雄鄉松山村松子腳 688 號  
TEL: 886-5-272-1129  
Funded: 1996

### 水泥建材

\*Asia Cement Corporation  
亞洲水泥股份有限公司  
30~31F, No. 207, Tun Hwa South RD., Sec. 2, Taipei, Taiwan  
台北市大安區敦化南路二段 207 號 30、31 樓  
TEL: 886-2-2733-8000  
URL: www.asiacement.com.tw  
Funded: 1957

Asia Cement (Singapore) Private Limited  
亞洲水泥 (新加坡) 私人有限公司  
5 Little Road #09-01 Cemtex Industrial Building Singapore 536983  
TEL: 65-6282-8733  
Funded: 1964

Ya Tung Ready-Mixed Concrete Corporation  
亞東預拌混凝土股份有限公司  
No. 139, Sec. 1, Da-Tung Rd. Shi-Chi City, New Taipei City, Taiwan  
新北市汐止區大同路一段 139 號  
TEL: 886-2-8692-3315  
URL: www.yatung.com.tw  
Funded: 1978

\*Asia Cement (China) Holdings Co., Ltd.  
亞洲水泥 (中國) 控股公司  
No.6, Yadong Road Ma-Tou Town RuiChang City Jiangxi China  
中國江西省瑞昌市碼頭鎮亞東大道 6 號  
TEL: 86-792-488-8999  
URL: www.achc.com.cn  
Funded: 2004

### 百貨零售

\*Far Eastern Department Stores Ltd.  
遠東百貨股份有限公司  
2-7F & 10F, No. 27, Pao Ching Road, Taipei, Taiwan  
台北市寶慶路 27 號 2-7 樓及 10 樓  
TEL: 886-2-2381-6155  
URL: www.feds.com.tw  
Funded: 1967

Ya Tung Department Store Ltd.  
亞東百貨股份有限公司  
B2-5F, No. 203 & 1F, No. 209, Tun Hwa South Road, Sec. 2 Taipei, Taiwan  
台北市敦化南路二段 203 號地下 2 樓至 5 樓及 209 號 1 樓  
TEL: 886-2-2377-6666  
URL: www.themall.com.tw  
Funded: 1972

Far Eastern Ai Mai Co., Ltd.  
遠百企業股份有限公司  
5F, No. 110, Yen Ping South Road, Taipei, Taiwan  
台北市延平南路 110 號 5F  
TEL: 886-2-2361-3691  
URL: www.fe-amart.com.tw  
Funded: 1985

Pacific SOGO Department Store Co., Ltd.  
太平洋崇光百貨股份有限公司  
No. 45, Chung Hsiao E. Road, Sec. 4, Taipei, Taiwan  
台北市忠孝東路四段 45 號  
TEL: 886-2-2776-5555  
URL: www.sogo.com.tw  
Funded: 1987

Pacific China Holdings (BVI)  
太平洋中國控股有限公司 (BVI)  
Caribbean Corporate services Limited, Omar Hodge Building, Wickhams Cay 1, P.O. Box 362 Road  
Funded: 1996

Pacific China Holdings (HK)  
太平洋中國控股有限公司 (HK)  
12/F China Merchants Tower connaught RD central HK  
香港干諾道 168-200 號信德中心招商局大廈 12 樓  
Funded: 2002

Far Eastern City Super Ltd.  
遠東都會股份有限公司  
7F, No. 64, RenAi Road,  
Sec.4, Taipei, Taiwan  
台北市大安區仁愛路四段 64 號七樓  
TEL: 886-2-7711-3288  
URL: www.citysuper.com.tw  
Funded: 2004

Ding Ding Integrated  
Marketing Services Ltd.  
鼎鼎聯合行銷股份有限公司  
4F, No. 92, Tun Hwa South  
Road, Sec. 2 Taipei, Taiwan  
台北市敦化南路二段 92 號 4 樓  
TEL: 886-2-7711-3636  
URL: www.happygocard.com.tw  
Funded: 2004

Far Eastern Big City Shopping  
Malls Co., Ltd.  
遠東巨城購物中心股份有限公司  
20F, No.207, Sec. 2, Tun Hwa  
S. Road, Taipei Taiwan  
台北市敦化南路二段 207 號 20 樓  
TEL: 886-2-7712-2688  
URL: www.fecityonline.com  
Funded: 2010

Shanghai Pacific Department  
Store Co., Ltd.  
上海太平洋百貨有限公司  
No. 932, Hengshan Road,  
Shanghai 200030, China  
中國上海市衡山路 932 號  
TEL: 86-21-6407-8888  
URL: www.pacific-shanghai.com.cn  
Funded: 1993

Chengdu Shangxia Pacific  
Department Store Co., Ltd.  
成都商廈太平洋百貨有限公司  
No. 12, Total Office Way, Jin Jiang  
River district, Chengdu 610016, China  
中國四川省成都市總府路 12 號  
TEL: 86-28-8673-7799  
URL: www.cd-pacific.com  
Funded: 1993

Chengdu Quanxing Masion Pacific  
Department Store Co., Ltd.  
成都全興大慶太平洋百貨有限公司  
No. 68, Renming Zhonglu Road,  
Sec 2, Chengdu 610031, China  
中國四川省成都市人民中路二段 68 號  
TEL: 86-28-8625-6688  
URL: www.cd-pacific.com  
Funded: 1996

Chongqing Metropolitan Plaza  
Pacific Department Store Co., Ltd.  
重慶大都會廣場太平洋百貨有限公司  
No. 68, Zhourong Road, Yuzhong  
District, Chongqing 400010, China  
中國重慶市渝中區鄒容路 68 號  
TEL: 86-23-6371-0088  
URL: www.cqpacific.com.cn  
Funded: 1997

Dalian Pacific Department  
Store Co., Ltd.  
大連連太百貨有限公司  
No. 19, Jiefang Road, Zhong Shan  
District, Dalian 116001, China  
中國大連市中山區解放路 19 號  
TEL: 86-411-8230-6999  
URL: www.pacific-dalian.com  
Funded: 2002

Liyang Department Store Co., Ltd.  
重慶市立洋百貨有限公司  
No. 99 New Street, Small Shapingba  
District, Chongqing, China  
中國重慶市沙坪壩區小新街 99 號  
TEL: 86-23-6536-0088  
Funded: 2003

Chongqing Far Eastern  
Department Store Co., Ltd.  
重慶遠東百貨有限公司  
No. 10, Yanghe Road, Jiangba,  
Chongqing 400020, China  
中國重慶市江北區洋河路 10 號  
TEL: 86-23-8918-0088  
URL: www.feds.com.cn/cq/  
Funded: 2004

Chengdu Taibai Department  
Store Co., Ltd.  
成都太百百貨有限公司  
No. 97-115, Zhengkejia Xiang  
, Chengdu 610016, China  
中國四川省成都市正科甲巷 97-115 號  
TEL: 86-28-8673-7788  
URL: www.cd-pacific.com  
Funded: 2004

Tianjing Far Eastern  
Department Store Co., Ltd.  
天津遠東百貨股份有限公司  
No. 168, Tungma Road, Nankai  
Dist., Tianjin 300090, China  
中國天津市南開區東馬路 168 號  
TEL: 86-22- 2727-1688  
URL: www.feds.com.cn/tj/  
Funded: 2005

Wuxi FEDS Co., Ltd.  
無錫遠東百貨商場有限公司  
531 Zhongshan Road, Chongan  
District Wuxi, Jiangsu 214000, China.  
無錫崇安區中山路 531 號  
TEL: 86-510-8180-9998  
Funded: 2009

Chengdu FEDS Co., Ltd.  
成都遠東百貨  
No.18 Dongyu Street Jingjiang  
District Chengdu 610031, China  
中國四川省成都市錦江區東御街 18 號  
TEL: 86-28-8625-6688  
URL: www.feds.com.cn/cd  
Funded: 2010

## 金融服務

Orinetal Securites Corporation  
亞東證券股份有限公司  
2-5F, No. 86, Chung King South  
Road, Sec. 1, Taipei, Taiwan  
台北市重慶南路一段 86 號 2-5 樓  
TEL: 886-2-2361-8600  
URL: www.soc.com.tw  
Funded: 1978

\*Far Eastern International Bank  
遠東國際商業銀行股份有限公司  
26-27F, No. 207 Tun Hwa South  
Road, Sec.2, Taipei, Taiwan  
台北市敦化南路二段 207 號 26、27 樓  
TEL: 886-2-2378-6868  
URL: www.feib.com.tw  
Funded: 1992

Far Eastern International  
Leasing Corporation  
遠銀國際租賃股份有限公司  
5F, No. 108, Section 5 Nan King  
East Road, Taipei, Taiwan  
台北市南京東路五段 108 號 5 樓  
TEL: 886-2-2745-5038  
URL: www.fei.com.tw  
Funded: 1998

Deutsche Far Eastern Asset  
Management Co., Ltd.  
德銀遠東證券投資信託股份有限公司  
7F, No. 207, Tun Hua S. Road  
Sec.2, Taipei, Taiwan  
台北市大安區敦化南路二段 207 號 7 樓  
TEL: 886-2-2377-7717  
URL: www.dws.com  
Funded: 2001

## 海陸運輸

\*U-Ming Marine Transport Corp.  
裕民航運股份有限公司  
29F, No. 207, Tun Hwa South  
Road, Sec.2, Taipei, Taiwan  
台北市敦化南路二段 207 號 29 樓  
TEL: 886-2-2733-8000  
URL: www.uming.com.tw  
Funded: 1968



Fu Ming Transport Corp.  
富民運輸股份有限公司  
5F, No. 168, Tun Hwa South  
Road, Sec. 2, Taipei, Taiwan  
台北市敦化南路二段 168 號 5 樓  
TEL: 886-2-2377-0788  
URL: www.fu-ming.com.tw  
Funded: 1980

U-Miing Marine Transport  
(Singapore) Pte Ltd.  
裕民航運 (新加坡) 私人有限公司  
5 Little Read #02-01 Cemtex  
Industrial Building Singapore  
TEL: 65-6-289-9397  
URL: www.uming.com.tw  
Funded: 1994

U-Ming Marine Transport  
(Hong Kong) Limited  
裕民航運 (香港) 有限公司  
11 Floor, Lippo Leighton  
Tower 103-109 Leighton Road  
Causeway Bay, Hong Kong  
香港銅鑼灣禮頓道 103-109 號  
力寶禮頓大廈十一字樓  
TEL: 852-289-53837  
Funded: 2003

## 通訊網路

Arcoa Communication Co., Ltd.  
全虹企業股份有限公司  
10F-1, No. 14, Alley. 609,  
Chongsin Road, Sec. 5, Sanchong,  
New Taipei City, Taiwan  
新北市三重區重新路五段  
609 巷 14 號 10 樓之 1  
TEL: 886-2-8791-0909  
URL: www.arcoa.com.tw  
Funded: 1981

\*Far EasTone Telecommunications  
Co. Ltd.  
遠傳電信股份有限公司  
No. 468, Rueil-Guang  
Road, Taipei, Taiwan  
台北市瑞光路 468 號  
TEL: 886-2-7723-3500  
URL: www.fetnet.net  
Funded: 1997

New Century InfoComm Tech Co., Ltd.  
新世紀資通股份有限公司  
No. 218, Rueiguang Road,  
Taipei, Taiwan  
台北市瑞光路 218 號  
TEL: 886-2-7700-8888  
URL: www.sparq.com.tw  
Funded: 2000

Far Eastern Electronic Toll  
Collection Co., Ltd.  
遠通電收股份有限公司  
2F, No. 419, Rueil Guang Road, Taiwan  
台北市瑞光路 419 號 2 樓  
TEL: 886-2-7710-6666  
URL: www.fetc.net.tw  
Funded: 2004

## 營造建築

Far Eastern Construction., Co. Ltd.  
遠揚建設股份有限公司  
5F, No. 267, Sec. 2, Tun Hwa  
South Road, Taipei, Taiwan  
台北市敦化南路二段 267 號 5 樓  
TEL: 886-2-2378-8022  
URL: www.fegc.com.tw  
Funded: 1978

Far Eastern General Construction Inc.  
遠揚營造工程股份有限公司  
5F, No. 267, Sec. 2, Tun Hwa  
South Road, Taipei, Taiwan,  
台北市敦化南路二段 267 號 5 樓  
TEL: 886-2-2378-8008  
URL: www.fegc.com.tw  
Funded: 1982

## 觀光旅館

Shangri-La' s Far Eastern  
Plaza Hotel , Taipei  
香格里拉台北遠東國際大飯店  
No. 201, Tun Hwa South Road,  
Sec. 2, Taipei, Taiwan  
台北市敦化南路二段 201 號  
TEL: 886-2-2378-8888  
URL: www.feph.com.tw  
Funded: 1983

Shangri-La' s Far Eastern  
Plaza Hotel , Tainan  
香格里拉台南遠東國際大飯店  
No. 89, Section West, University  
Road, Tainan City , Taiwan  
台南市東區大學路西段 89 號  
TEL: 886-6-702-8888  
URL: www.feph.com.tw  
Funded: 2008

## 社會公益

Orinet Institute of Technology  
亞東技術學院  
No. 58, Schuan Road, Banchiau,  
New Taipei City, Taiwan  
新北市板橋區四川路 58 號  
TEL: 886-2-7738-0145  
URL: www.oit.edu.tw  
Funded: 1968

Far Eastern Memorial Foundation  
徐元智先生紀念基金會  
38F, No. 207, Tun Hwa South  
Road, Sec. 2, Taipei, Taiwan  
台北市敦化南路二段 207 號 38 樓  
TEL: 886-2-2733-8000  
URL: www.feidad.org  
Funded: 1976

Far Eastern Medical Foundation  
徐元智先生醫藥基金會  
31F, No. 207, Tun Hwa South  
Road, Sec. 2, Taipei, Taiwan  
台北市敦化南路二段 207 號 31 樓  
TEL: 886-2-2733-8000  
Funded: 1977

Far Eastern Memorial Hospital  
亞東紀念醫院  
No. 21, Nanya South Road, Sec. 2,  
Banchiau, New Taipei City, Taiwan  
新北市板橋區南雅南路二段 21 號  
URL: www.femh.org.tw  
TEL: 886-2-8966-7000  
Funded: 1981

Yuan Ze University  
元智大學

No. 135, Yuan-Tung Rd., Chung-  
Li, Taoyuan County, Taiwan  
桃園縣中壢市遠東路 135 號  
URL: www.yzu.edu.tw  
TEL: 886-3-463-8800  
Funded: 1987

Far Eastern Y. Z. Hsu Science &  
Technology Memorial Foundation  
徐有庠先生紀念基金會  
38F, No. 207, Tun Hwa South  
Road, Sec. 2, Taipei, Taiwan  
台北市敦化南路二段 207 號 38 樓  
URL: http://yzhsu.feg.com.  
tw/tw/index.aspx  
TEL: 886-2-2733-8000  
Funded: 2001



# 誠勤樸慎創新

— SINCERITY · DILIGENCE · THRIFT · PRUDENCE · INNOVATION —

