



遠東百貨股份有限公司
FAR EASTERN DEPARTMENT STORES LTD.

—〇〇年度年報
2011 ANNUAL REPORT



NEW LOOK. NEW DAY. NEW OPENING!

Contents 目錄

Message to Shareholders	致股東報告書	02
Board of Directors	董事會	12
Financial Highlights	營業績效	13
President's Remarks	總經理的話	14
Banqiao Mega City	板橋大遠百	18
Taichung Top City	台中大遠百	24
Far Eastern Department Stores	遠東百貨各分公司	30
Colorful Activities	活動集錦	32
2011 Financial Statements	2011 年財務報表	37
Consolidated Balance Sheets	合併資產負債表	38
Consolidated Statements of Income	合併損益表	40
Balance Sheets	資產負債表	42
Statements of Income	損益表	44
Statements of Changes in Stockholders' Equity	股東權益變動表	46
Statements of Cash Flows	現金流量表	48
Independent Auditors' Report	會計師查核報告	50
Management Team	經營團隊	52
FEDS Investment(I) - Pacific Sogo Department Stores Co., Ltd.	遠百之投資 (I) – 太平洋崇光百貨	57
FEDS Investment(II) - Far Eastern AI MAI Co., Ltd.	遠百之投資 (II) – 愛買量販店	58
FEDS Investment(III) - Ya Tung Department Stores Co., Ltd.	遠百之投資 (III) – 亞東百貨	59
FEDS Investment(IV) - Far Eastern Citysuper Ltd.	遠百之投資 (IV) – Citysuper	60
Far Eastern Department Stores Ltd. Retail Group	遠東百貨股份有限公司 – 零售集團	61
Branch Stores of Far Eastern Department Stores Ltd. Retail Group	遠東百貨股份有限公司 – 零售集團各分公司	62
Address of Far Eastern Department Stores Ltd. Retail Group	遠東百貨股份有限公司零售集團各分公司地址	65
The Far Eastern Group	遠東集團	67
Group Profile	集團名錄	70

Message to Shareholders



董事長 徐旭東 Chairman Douglas Tong Hsu

Preface

Reflecting on 2011, though with various delightful celebration activities to mark the nation's 100th founding anniversary, Taiwan registered a slightly lower growth rate of 4.64% than that of 2010 while under the global impact of European debt crisis and stagnant economic growth in China. On the other hand, due to a large growth of 20.3% in the exports of 3C and optical products, the nation's gross export volume surged 12.3% to reach a record high of US\$308.3 billion. As to domestic spending, Department of Statistics, Ministry of Economic Affairs, indicated increasingly higher employment and registered in end 2011 unemployment rate of 4.39%, lowest within the past three years. Thanks to higher employment together with salary increase which served to enhance steady growth of domestic spending, total revenues of department stores grew 7.6% to NT\$270.2 billion.

From the perspective of the department stores, with tangible domestic economic recovery in 2011 Taiwan's department stores welcomed many new competitors located at the major commercial districts around the Island such as the FEDS Taichung TOP CITY shopping mall with glamorous outlook, world-class brand names, fun interactive high-tech facility and unique theme restaurants opened on December 29, 2011, plus another heavy-weight FEDS Banqiao MEGA CITY shopping mall which was soft opened on December 29, 2011 and then inaugurated on January 5, 2012. Its merchandise mix includes fashion boutiques, exotic theme gourmet food, exclusive recreational enjoyment, state-of-the-art architectural design and scenic space – Venetian Square. While the

addition of these new stores intensified existing market competition, the new concept and creative idea shopping mall will encourage consumers to spend more and increase the market size.

It is worth mentioning that under the joint efforts from our colleagues, Far Eastern Department Stores (FEDS) recorded revenues of NT\$27.641 billion at a growth rate of 12.3% (if including all subsidiaries in cross straits, the consolidated revenues were NT\$114.75 billion, up 6.1% year-on-year). Our anniversary sales exceeded NT\$7.1 billion, up 4% year on year, both marked new highs for the past 44 years.

Aside from macro economic recovery, successful consolidating of our major customers and restructuring of existing brands have been more important key factors to trigger these growths. Furthermore, FE21' MegA Hsinchu, FE21' Taoyuan and FE21' Banqiao Stores are going through

merchandise upgrade this year to maintain growth momentum of our current stores.

Looking into 2012, Ministry of Economic Affairs predicted steady economic growth, coupled with Taiwan stock index is likely to top 9,000 point, all contributing to creating wealth and stimulating private consumption. Given this optimistic outlook for domestic consumption and more evident recovery, local department stores and the retail industry are expected to achieve more outstanding performances. Director-General of Budget, Accounting and Statistics, Executive Yuan foresees 2.7% growth in private consumption. In addition, gradual increase of wages and the upcoming opening of Taiwan to individual Mainland tourists shall serve to further boost revenues of local retail industry.

Taiwan's department stores are keen to this upward trend and feel optimistic about their revenues this year. They are ready and well prepared to embrace better opportunities. The Far Eastern Retail Group system shall benefit from these favorable factors, in particular after the opening of Taichung TOP CITY and Banqiao MEGA CITY shopping malls, the Company would expect to top revenues in historical highs.



Operations Report for 2011

During the year 2011, total FEDS revenues were recorded at NT\$27.641 billion, up 12.3% year-on-year. Net income after tax was NT\$2.143 billion and earnings per share was NT\$1.64. According to the 15th Board Meeting of FEDS, total dividend payout for

2011 was NT\$1.4 per share, which included NT\$1.0 in cash and NT\$0.4 in stock dividends from capital surplus. The performance of Far Eastern Retail Group in 2011 is summarized as follows:

(1) Far Eastern Department Stores Ltd.

1. After several years of joint efforts from FEDS colleagues, two mega malls were finally open in Q4. The FEDS Taichung TOP CITY (54,000 pings/178,513 square meters) was the first of the mega malls to make its debut in the newly Taichung redeveloped area, following by FEDS Banqiao MEGA CITY (40,000 pings/132,232 square meters) grand opening in New Taipei City. The openings of these two new mega malls are viewed

as exceptional to the Taiwan retail market and offer new charming shopping experience for customers that would contribute significant growth in revenue.

2. FE21' MegA Hsinchu Store continued to review and readjust their merchandise mix and introduced several new boutique brands to serve customers. Additionally, the women's shoes section was



moved from first floor to the second floor and was expanded in order to create a comfortable and luxurious environment for ladies to enjoy pleasant shoe shopping experience.

3. FE21' MegA Kaohsiung Store introduced Thai Town Restaurant in June and readjusted merchandize in B1. The FEDS Kaohsiung continued its lead in Sanduo commercial district and is one of the few department stores in the competitive Kaohsiung area that achieves revenue growth.

4. FE21' MegA Tainan Store expanded the most popular 3C merchandize section and introduced popular brands, such as Apple, HTC, and Samsung to satisfy customer needs.

5. FE21' Hualien Store introduced mini playgrounds for children which are popular among our young customers.

6. In supporting to Ministry of the Interior's "Mid-Autumn Full Moon and Full Life" policy, FEDS purchased mid-autumn moon cakes prepared by physically and mentally disabled charities and distributed them to single parent families, lonely

elders, and orphanage under the designated cities of different FEDS districts. The beneficiaries all feel the warmth and love brought by FEDS.

7. FEDS continues to reach out to local businesses and promote local culture. During the eight days promotion of "Chiayi Products Week" from August 18th to 25th held by FEDS throughout Taiwan, the customers were able to experience Chiayi culture and exquisite varieties of cuisine, such as the exclusive Alishan products, the seasonal agricultural products, and special local gifts.

8. In responding to the rapid changes in the market place and store expansion, FEDS plans to establish cloud computing center to transfer back-end billing operation system to cloud computing mainframe in order to integrate and store related database promptly.

(2) Pacific SOGO Department Stores Co., Ltd.

1. 2011 revenues were NT\$40.4 billion, up 5% year-on-year. Net income after tax was NT\$1.532 billion, down 28% from that of 2010.

2. With comfortable and spacious shopping environment plus continuous strengthening of

merchandise mix, revenues of SOGO Fuxing Store were NT\$10.3 billion, up 10% year-on-year. Fuxing Store became the third largest single store in Taiwan that surpassed NT\$10 billion in revenue.

3. Chungli Store continued to readjust its merchandise mix and enhance its customer service in 2011. Despite the closure of Chungli Central New Hall Store on February 28, 2011, Chungli Yuan Hua Store's revenue continued to grow consistently and registered significant growth in profits after closing the other unprofitable store.

4. Under the European debt crisis and depressed stock market, the Pacific SOGO was able to drive 24th anniversary sales revenue up to 3% year-on-year using creative and flexible marketing strategies despite the sale days were shortened from the usual 16 days to 12 days throughout Chungli, Hsinchu, and Kaoshiung Stores.

5. The continuation of rapid store expansion in China's south west region has been the Company's core strategy. The new international boutique brands and supermarket were introduced to FEDS Chengdu Store at Tienfu Plaza on May 25, 2011 which opened a new chapter in Chengdu retail market.

6. In order to enhance e-operational efficiency, the Tienmu Store has completed B2C e-receipts process in 2011. Moreover, in compliance with the International Financial Reporting Standards (IFRS) Pacific SOGO Department Stores has completed the convergence in both Taiwan and then China the TW GAAP and PRC GAAP for the fully consolidated reporting purpose in Taiwan's parent company.

7. In addition, Pacific SOGO Department Stores has completed BPC consolidated reporting system to expedite accounting reporting process in order

to comply with the international standards.

(3) Far Eastern Ai-Mai Co., Ltd.

1. 2011 revenues were NT\$20.777 billion, up 9.5% from that of 2010.

2. Operating Income was NT\$76 million with net income of NT\$131 million in 2011.

3. The 18th Far Eastern A-mart store was opened in January 2011 in Fongyuan City, which is the forth A-mart hypermarket store in Taichung area.

4. Since March 1, 2011, the Far Eastern A-mart became the sole provider to Taiwan Sugar according to Taiwan Sugar's "centralized purchase of food and retail merchandize" policy. This business is valued at NT\$1.168 million in 2011.

Operations Report for 2012

(1) Far Eastern Department Stores Ltd.

1. To maintain market competitive edge in 2012 by continuing the success story of its two new BIG shopping malls in planning and solicit for counters, the Company will proceed with brand upgrade, floor renovation and refreshed image of the existing branch stores to ensure continuous providing to the customers the latest and most complete fashion news and shopping experience.

2. Hsinchu Branch is going through partial renovation in May to provide more comfortable shopping space to serve its customers; also will adjust the floors of men's and children's wears to offer better quality merchandise.

3. In order to adopt to the need of the National Chen Kung University commercial district, Tainan Branch will add Kingstone Book Store.

4. Kaohsiung Branch will continue with the

adjustment of its merchandise mix to elevate product mix and attract more and wider customer groups.

5. Taoyuan Branch is going through major renovations in May of its teenage girls and lady's wear, women's wear, underwear and lingerie counters. During 4th quarter will add UNIQLO store which surely will stimulate upsurge of consumption in the Taoyuan area.

6. Banqiao Branch is targeted to open in early June the very popular gourmet food paradise, also go through with major adjustment of its merchandise on the B1 floor during 2nd half year, hopefully to join hands and enjoy prosperity with the newly opened Banqiao MEGA CITY Shopping Mall.

7. Paoching Branch will adjust flow planning of lady's wears on the 4th floor, also to replace food counters and increase restaurants catering to local tastes to lure more guests.

8. Hualien Branch will continue to proceed with the elevation and adjustment of its brands, increase American style sports and casual wear products and light meal counters, hopefully to satisfy customers with more exquisite and diversified merchandise.

(2) Pacific SOGO Department Stores Co., Ltd.

1. After thorough design planning and renovations, Far Eastern SOGO BIG CITY Shopping Mall incorporating SOGO Department Store, A-mart, Citysuper, international brand boutique, food court, cinemas and playground was presented in the end of April 2012 to serve customers in the greater Hsinchu, Taoyuan and Miaoli areas.

2. To cope with the opening of Far Eastern SOGO BIG CITY Shopping Mall, SOGO Hsinchu Store will proceed to renovate, enhance its merchandise to

create segmentation and differentiation.

3. Pacific SOGO Taipei Store has been operated for 24 years, always ranks top in terms of customer number and per customer transaction among Taiwan's department stores. Many of its hardware facilities already went through major renovations in 2011. In 2012, this Store will continue with the remaining unfinished refurbishing to further improve customer service.

4. SOGO Fuxing Store has already been operated for 5 years. Its hardware facility would require improvements, and some floors are ready for major transformation. With annual revenues exceeding NT\$10 billion, aside from seeking gross profit, this Store shall focus on improving gross profit margin.

5. After Chungli New Hall ceased to operate in 2011, Chungli Yuan Hua Store merged and welcomed its major customers. Yuan Hua store will continue to readjust the merchandise mix and environment of its food court and supermarket, and also will introduce internationally renowned brands on other floors and expand sales space to provide best services and maintain growth in revenues and profit.

6. Continue to promote various e-operations. Expect to complete within this year electronic sales invoice, voucher and free gift campaign, establish electronic sign-off and self-run single merchandise management system, cashier system was changed to one-counter-one-cashier machine operation to enhance efficiency and cut down personnel cost.

(3) Far Eastern Ai-Mai Co., Ltd.

1. Cultivate database, increase member stickiness, and create higher marketing benefits.

2. With short-term promotion periods and theme activities plus long-term cultivation of unique

merchandises to establish distinguished features and market segmentation, allowing customers to experience our sales space and promote brand awareness.

3. Promote Power Zone Concept meaning to strengthen space planning, enhance personnel training and development, and expedite the selection of merchandise categories, brands and display.

4. Continued Expansion: Plan to add Hsinchu BIG CITY Store (the 19th store) by end of April 2012.

In summary, 2011 was an extremely fruitful year for FEDS, achieving all-time highs in both new store scale and revenues within the past 44 years of operation. Of course, this is the result of the joint efforts from all our colleagues. We would also like to express special thanks to our customers and shareholders for their continuous support and recognition.

After 44 glamorous years, FEDS is the department store in Taiwan with the longest history. The Far Eastern Retail Group now operates with 47 stores across both sides of the Taiwan Straits comprising department stores, hypermarkets, and shopping malls. This year we are expanding new stores and further cultivating the Greater China market. Added with 3 new stores including Hsinchu FE SOGO BIG CITY Shopping Mall and A-mart BIG CITY Store, total number of stores will increase to 50. It is not only Taiwan's only listed department-store-chain company, but also will become the largest retail group in the Greater China area.

The Far Eastern Retail Group has consecutively written "success stories" in the three newly opened CITY Shopping Malls in Taichung, Banqiao and Hsinchu which all received warm welcome and excellent recognition illustrating that FEDS is fully equipped with comprehensive knowhow to develop

world-class mega malls, and further upgrade and transform Taiwan's retail business. We firmly believe that the Company is capable of expanding with more flexibility across the Taiwan Strait the needed heavy-weight large chain department stores and shopping malls to provide the newest shopping experience for consumers in both Taiwan and China.

Reflecting back, we are not satisfied with our past achievements; looking forward, we are confident to welcome a bright future. More importantly, FEDS needs to grow, to be strong and therefore we would urge all colleagues to exert best efforts to gain consumer confidence. To achieve this goal, we would call for the full support from our shareholders. We are determined to cultivate and expand the retail market in both China and Taiwan. Pursuant to the "consumer-oriented" founding spirit, the Far Eastern Retail Group believes that its outstanding management team shall continue to enhance customer satisfaction and create the highest value for our shareholders.

Sincerely yours,

Chairman

Douglas Tong Hsu



致股東報告書

一、前言

回顧民國一百年，雖然全民歡欣鼓舞舉辦各類活動來慶祝建國一百週年，但是在全球化的大環境影響下，我國的經濟表現仍受到歐債危機與中國經濟成長趨緩的影響而略少於民國九十九年，僅約成長 4.64 %。不過，由於電腦電子產品及光學製品的出口大幅成長 20.3%，帶動了我國出口總值大幅成長 12.3%，達 3,083 億美元，創歷年新高。而在內需部份，根據經濟部統計處公布之訊息顯示：隨著景氣好轉，國內就業人數續增，去年底失業率為 4.39%，已降至近年來之新低；因此在企業用人增加與調整薪資，進而帶動內需持續穩定成長下，百貨業總業績達 2,702 億元，成長 7.6 %。

若進一步從百貨業的經營角度來看，隨著民國一百年國內景氣的有感復甦，全國的主要商圈都有新的競爭者加入：像是經過多年的籌備規劃，台中大遠百 TOP CITY 於 12 月 29 日璀璨登場、隆重開幕。由於閃耀亮眼的外觀造型、國際級的品牌陣容、趣味互動的科技設施、以及特色的主題餐飲樓層，開幕後立即在中台灣引爆話題，業績表現超乎預期。而緊接著，同樣也是籌備多時的重量級大店板橋大遠百 MEGA CITY，也於 12 月 29 日盛大登場，並於民國 101 年 1 月 5 日剪綵開幕。商品結構含括：零時差的時尚精品、異國氛圍的主題餐飲、美饌饗宴，獨家的娛樂享受；再搭配大師級的建築外觀與景點式的休憩空間 - 威尼斯廣場，同樣也是開幕後即造成轟動。雖然新業者的加入會更激化既有的市場競爭，但充滿新概念與新鮮感的新賣場，卻讓消費者更捨得花錢，無形中共同擴大市場的大餅。

在此，必須一提的是：本公司在全體員工的努力下，民國一百年度之營收為 276 億 4 仟 1 佰萬元，成長 12.3%（若加計子公司部分，遠百

零售體系兩岸營業據點，合併總營收為 1,147 億 5 佰萬元，較去年度成長 6.1%）。且遠百週年慶業績更突破新台幣 71 億元，成長 4%；雙雙創下 44 年來的新高，不但符合公司內部的預期且更刷新歷史紀錄。

分析原因，除了大環境景氣外，最重要的關鍵是：第四季兩個大店的開幕及對主顧客的鞏固經營與對既有品牌的汰舊換新。而為維持既有店的營收成長動能，今年包括新竹分公司、桃園分公司、板橋分公司都將有商品調整升級之計劃。

展望民國一百零一年，預估景氣仍將穩定升溫，各大企業也都普遍會有加薪之舉，再加上股市也有突破 9 千點之可能，這些都將創造財富效果，帶動民間消費力。因此，內需前景看好，有感復甦將會更加明顯，而百貨零售業也應可再創新高交出亮麗成績。主計處預估，今年民間消費可望成長 2.7 %；且國內工資已有逐步上調之趨勢，再加上陸客自由行之試點城市新增 10 地點，這對百貨零售業都將有顯著的額外加分效果。

「水暖先知」，百貨業者對今年的業績大都抱持審慎樂觀的態度，並已準備迎接更好的商機。而遠百零售體系也將受惠於這些有利因素，尤其是在台中大遠百 TOP CITY 以及板橋大遠百 MEGA CITY 兩個購物中心型的大店加入經營陣容後，今年的業績應可再創歷史新高。

二、一百年度營業報告

本公司一百年度整體營運績效，在業績方面，全年度營業收入為 276 億 4 仟 1 佰萬元，較去年度成長 12.3 %。而在盈餘方面，本年度稅後淨利約 21 億 4 仟 3 佰萬元。每股稅後盈餘為 1.64 元。經第 15 屆第 15 次董事會議擬定，每股配

發現金股息 1.0 元及股票股利 0.4 元。以下謹就遠百零售體系一百年度營運成果分述於後：

(一) 遠東百貨

1. 在經過數年的努力下，全體同仁同心協力，於第四季連續開出兩個購物中心型之大店。首先登場的是台中大遠百 TOP CITY，在地方鄉親引頸期盼下於台中七期重劃區隆重開幕，賣場面積五萬四千坪；緊接著的是板橋大遠百 MEGA CITY，在新北市之新板特區內璀璨開幕，賣場面積四萬坪；兩家新店之開幕有如對台灣百貨市場投下震撼彈，創新賣場魅力大受顧客好評，業績表現更超乎預期。

2. 新竹分公司持續調整商品，朝精品百貨邁進，陸續引進各大精品、名品以服務顧客，並將 1 樓之女鞋區調至 2 樓並予擴大，舒適華麗之氣氛讓女性顧客享受快樂購鞋。

3. 高雄分公司 6 月引進瓦城泰式料理，並對 B1 樓層作商品調整，繼續雄霸三多商圈，並成為競爭激烈之高雄地區少數成長之百貨公司。

4. 台南分公司擴大最熱門之 3C 商品區，引進蘋果、HTC、Samsung 品牌以滿足顧客需求。

5. 花蓮分公司引進遊戲愛樂園之精緻迷你樂園，深受小顧客喜愛。

6. 響應內政部「花好月圓人團圓」政策，採購受內政部輔導，號召的身心障礙福利機構所製作的秋節產品禮盒，並於中秋節前夕，將公益秋節伴手禮捐贈各分公司所在地縣市政府管轄的單親家庭、獨居老人或育幼院所。受贈者皆感謝遠百之愛心與溫暖。

7. 遠東百貨持續關懷本土產業、推廣在地文化，於 100 年 8 月 18 日~8 月 25 日共 8 天，在全省遠東百貨舉辦「嘉義物產週」，主打阿里山獨特產品、當季精緻農特產以及嚴選伴手禮，

搭配嘉義縣政府觀光資源，透過舉辦活動，讓更多消費者了解嘉義迷人風情與農特產美食文化。

8. 為因應市場快速變化及分店快速擴充，本公司成立雲端運算中心，將後台帳務營運管理系統轉入雲端主機，以快速整合及存取相關資訊。

(二) 太平洋崇光百貨

1. 一百年度營業收入為 404 億元，較九十九年度成長 5%；稅後純益為 15 億 3 仟 2 佰餘萬元，較九十九年度減少 28%。

2. 復興店開幕以來，由於購物環境寬敞舒適以及商品結構不斷調整，深獲顧客喜愛，年度業績 103 億元，成長 10%，已正式進入全台第三家單店年度業績超越百億之大店。

3. 中壢店於一百年度在持續調整、強化商品結構及加強顧客服務下，雖然 100 年 2 月 28 日中壢中央新館結束營業，但是業績仍持續的成長，在獲利方面也因結束虧損的分店而呈現近倍數的成長。

4. 本公司的 24 週年慶在歐債危機、股市不振的環境下，雖然中壢、新竹、高雄各店週年慶天數由往年的 16 天縮短為 12 天，但在行銷策略靈活創新的運用之下，仍然較九十九年度成長 3%。

5. 加速開發大陸西南地區是本公司的既定策略，入駐國際精品及新鮮超市的成都遠東百貨有限公司，已於 100 年 5 月 25 日在成都天府廣場地鐵總站前隆重開幕，帶給成都市的百貨業又一波的榮景。

6. 加速公司各項作業 e 化，一百年度已在天母店完成 B2C 電子發票作業。另為配合國際財務報導準則 (IFRS) 之實施，除台灣已完成各項轉換作業外，大陸地區亦已完成新舊 PRC

GAAP(中國會計準則)轉換作業，並已轉換 TW GAAP(台灣會計準則)及 IFRS 供台灣母公司編製合併報表之用。

7. 另為加速財會結帳作業一百年度亦已完成 BPC 合併報表系統之建立作業，順利與國際接軌。

(三) 愛買量販店

1. 本公司一百年度營業收入為新台幣 207 億 7 仟 7 佰餘萬元，較九十九年度成長 9.5%。

2. 本公司一百年度營業利益新台幣 7 仟 6 佰餘萬元，淨利為新台幣 1 億 3 仟 1 佰餘萬元。

3. 愛買第十八家分店於一百年度元月在豐原市隆重開出，這也是愛買在大台中地區的第四家量販店。

4. 100 年度 3 月 1 日起，根據台糖量販事業部“統一集中採購食品、百貨商品”財務採購案，由愛買獨家供貨予台糖量販店，一百年度供貨額約 11 億 6 仟 8 佰餘萬元。

三、一百零一年度營業計畫概要

(一) 遠東百貨

1. 為維持市場競爭優勢，一百零一年度將延續兩大新店之規劃與招商的成功經驗，針對各既有的分公司進行品牌升級、樓面改裝與形象更新，以確保能持續提供顧客最新最完整的流行訊息與消費體驗。

2. 新竹分公司於 5 月作部份空間之改裝，以更舒適之賣場空間服務顧客，並將於第三季調整男裝、童裝樓面以提供更優質之商品。

3. 台南分公司為符合成大商圈之需求，將增設金石堂書店。

4. 高雄分公司將持續進行商品結構之調整，以提昇商品等級，吸引更多更廣之顧客群。

5. 桃園分公司於 5 月進行少淑女裝、淑女裝及內衣區之大幅改裝；第四季時，UNIQLO 將進駐，屆時亦將引爆桃園地區之消費熱潮。

6. 板橋分公司 6 月初將進駐頗受顧客喜愛之饗食天堂；下半年則將大幅調整 B1 之商品，希望與板橋大遠百 MEGA CITY 共同繁榮。

7. 寶慶分公司將調整 4 樓女裝動線，以強化女裝陣容；同時為符合地區特性，將汰換美食櫃，增加餐廳以吸引來客。

8. 花蓮分公司將持續進行品牌之提昇調整，增加美式休閒商品及輕食櫃，希望以更精緻豐富之商品來滿足顧客。

(二) 太平洋崇光百貨

1. 新竹遠東 SOGO 巨城購物中心 BIG CITY 經全面性之精心設計及改裝後，將集合 SOGO 百貨、愛買量販、CitySuper、國際精品、精緻餐飲美食、現代化影城及遊樂場於一體，101 年 4 月下旬呈獻給新竹市及桃竹苗地區的廣大消費者。

2. 為因應遠東 SOGO 巨城購物中心 BIG CITY 的開幕，新竹站前店將進行改裝，商品結構將作區隔、差異化。

3. 忠孝店開店已屆滿 24 週年，來店客數及坪效一直都是全台百貨業之冠，有諸多硬體設施已於一百年度逐步更新，一百零一年度則將繼續完成尚未改善之部份，以提升顧客服務之水平。

4. 復興店已邁入第五年，硬體設施需再整理改善，部分樓層亦準備大變身；且營業額已突破 100 億元，因此在業績上，除毛利額之追求外，將更注意毛利率之提升。

5. 中壢元化店自一百年度中央新館結束營業後，順利吸收中央新館的主顧客。未來將考慮調整小吃及超市商品結構和環境，並將於其他樓層引進集客力強的國際知名品牌及擴大營業面積，以提供最好之服務和保持業績及獲利的成長。

6. 持續進行各項作業 e 化工程，今年預計將完成銷貨憑單、抵用券及贈獎活動、表單簽核作業之 e 化及直營商品單品管理系統，收銀系統改為一櫃一機之作業方式，以提升工作效率及節省用人成本。

(三) 愛買量販店

1. 深耕資料庫，提昇會員黏著度，創造更高行銷收益。

2. 短期以促銷檔期、主題活動；長期以深耕獨特性商品、建立特色與區隔，讓顧客透過賣場體驗，提昇品牌權益。

3. 推廣 Power Zone Concept，強化空間規劃，加強人員訓練與發展；並加速商品品類、品牌及陳列面三者的改善規劃。

4. 持續展店：預計 4 月底前將再增加新竹巨城店（第十九家）。

總結以上的營業報告，民國一百年對遠百而言，可說是非常精彩的一年。不論是開店的規模或是業績都創下 44 年來之新高！當然，這是全體同仁努力的成果，也應該是獲得消費者的認同與股東們廣泛的支持所呈現出來的結果，在此特別恭賀大家，也感謝大家。

遠東百貨已是台灣百貨業中，經營時間最長久的公司，風光走過 44 年，旗下零售版圖含括百貨、量販、購物中心等三大業態，橫跨兩岸已有 47 個營業據點；而今年也將更積極開拓兩岸零售市場，預計新開：新竹遠東 SOGO 巨城

購物中心 BIG CITY 及愛買巨城店，總店數可達 50 店；因此，不但是國內唯一上市的連鎖百貨公司，更將成為台灣最大的百貨零售集團。

遠東零售集團已陸續在台中、板橋及新竹成功地開出三家新的 City 系列購物中心大店，廣受消費者歡迎與好評，代表本公司業已搶得先機，具備國際級購物中心規格零售發展的完整 knowhow，推動台灣零售業再度進化，相信日後也能游刃有餘、更有彈性地在兩岸各地拓展當地所需要的重量級大型連鎖百貨與購物中心，為消費者提供最新穎的購物體驗。

雖然我們對同仁們在民國一百年的經營成果表示肯定，但我們不會因此而滿足，展望未來，我們有信心一定會更好！而最重要的是，遠百零售體系要成長、要茁壯，一定需要每位同仁的努力與消費者的愛顧，更需要各位股東的全力支持。深耕兩岸市場，積極開拓營業據點，就是我們的決心與目標。殷切期待遠百優異的經營團隊能在兩岸中，秉持著“以消費者的心願而經營”的創業精神，繼續為顧客創造滿意度最高百貨零售集團，也為股東權益創造最高的成長價值。

謹此

敬祝 各位股東

身體健康 萬事如意

董事長

徐旭東

Board of Directors / 董事會



Chairman 徐旭東 Douglas Tong Hsu



羅仕清 Alex Ro



President 徐雪芳 Nancy Hsu



李靜芳 Philby Lee



葉清水 C. S. Yeh



徐國玲 Nicole Hsu



王嘉聰 Charles Wang



邵瑞蕙 Viginia Shao



梁錦琳 Jin Lin Liang

Financial Highlights / 營業績效

For the years ended December 31, 2011 and 2010 民國 100 年度及 99 年度
(Expressed in Thousands of New Taiwan Dollars and U.S. Dollars, except per share of common stock)
(單位：新台幣千元及美金千元，除每股股票部份外)

	2011 (US\$)	2011 (NT\$)	2010 (NT\$)	% change
For the Year: 全年度				
Revenues 收入	912,986	27,640,649	24,603,118	12.35
Income before income tax 稅前利益	78,819	2,386,250	2,767,005	(13.76)
Net income 純益	70,788	2,143,115	2,567,143	(16.52)
Percentage of revenues from net income 佔營業收入百分比	-	7.8%	10.4%	-
Per share of common stock: 每股股票				
Net income 純益	0.054	1.64	1.97	(16.75)
Cash dividends 現金股利	0.033	1.00	1.00	0.00
Stock dividends 盈餘配股	0.013	0.40	0.60	(33.33)
Capitalization of capital surplus 資本公積配股	0.000	0.00	0.00	-
At year-end 年底				
Total assets 總資產	1,913,760	57,939,075	49,597,618	16.82
Stockholders' equity 股東權益	893,049	27,037,073	26,043,179	3.82
Property & equipment 財產及設備	1,090,189	33,005,484	25,838,684	27.74
Shares outstanding(thousands) 流通在外股數(仟股)	-	1,317,192	1,242,634	6.00
Number of employees 員工人數	-	1,990	1,394	42.75

Notes:

(A) U.S. dollar amounts in this annual report are calculated on a basis of NT\$30.275=US\$1.0 the approximate effective rate of exchange on December 31, 2011.

(B) Property & equipment included operating properties, rental properties and idle properties.

註：

1. 本年報美金金額計算基礎為 100 年 12 月 31 日的美金匯率 NT\$30.275=US\$1.0。
2. 財產及設備包括固定資產、出租資產及閒置資產。

President's Remarks



總經理 徐雪芳 President Nancy Hsu

Though under the impact of world economic uncertainty and the worsening of European debt crisis, Taiwan's department stores registered a slight growth in 2011. With the opening of more mainland pilot cities and loosening of free individual tourists into Taiwan and the increasing number of foreign tourists, the retail industry's outlook is optimistic regarding the government's resolution to improve economy and the nation's economic prospects that would continue to "expand new operating sites".

Reflecting back to end 2011, Far Eastern Department Stores Ltd. (FEDS) inaugurated two world-class shopping malls i.e. Banqiao Mega City at Zin-Ban Special Zone and Taichung Top City at 7th District of Taichung City Rezoning. These two state-of-the-art mega malls not only offer brand new delightful shopping space to local customers, but also turn a new page for the Company's retail transformation.

The concept for planning these two mega stores are purely "consumer oriented". In terms of merchandise collection, we are proud to present "a one stop shop of high-end designer brands" plus "a great varieties of unique theme restaurants". For instance, Taichung Top City, situated at the magnificent building encompassing 50 plus international prestigious brands including CHANEL, Hermes, Cartier, BVLGARI, 70% of which are exclusively brought in by FEDS into central Taiwan, providing global brands to the needs of local customers. In addition, Banqiao Mega City also owns 40 plus international brands, nearly 90% of which, such as GUCCI and Bottega Veneta are introduced for the first time in New Taipei City.

As to the diversified food courts in these new stores, we have not only included the very popular "Din Tai Fung", but also invited Singapore's "Food Republic" to make its first investment and debut in Taiwan. The two FEDS mega malls, along with these theme gourmet restaurants, have become new star attractions which serve to lure in customers, enhance competitiveness, and create market segmentation.

To satisfy our customers' comprehensive demands, FEDS has added the very chic 3C stores and the most exciting IMAX 3D entertainment to its chain.

In future, we will continue to endeavor and focus on introducing more uniquely creative activities and providing more exquisite services into our operations and marketing.

Thanks to the joint efforts of all employees, we are delighted to report that FEDS registered total revenues of NT\$27.641 billion in 2011, up 12.3% from last year. Anniversary sales for 2011 surpassed the target by NT\$7.1 billion, 4% growth year on year.



To maintain the growth momentum in both competitive edge and inbound marketing, the Company will continue to upgrade the merchandise mix and engage in partial renovations simultaneously at our Hsinchu, Taoyuan and Banqiao Branch Stores based on the concept and experience stemmed from Taichung Top City and Banqiao Mega City mega malls, hopefully to achieve more outstanding performances in the upcoming new year.

Looking forward into this year's retail market, we shall be committed to cultivating the Taiwan market with a positive attitude despite the impact of European debt crisis and global recession.

In summary, FETS will make best efforts to achieve its operating target with the additions of these two mega malls. Furthermore, we are deeply convinced that under the guidance of

Chairman Douglas Hsu and the full support of our shareholders, the Company will maintain its leadership position across the Taiwan Straits and achieve new highs in our revenues and profits.

President

Nancy Hsu

總經理的話

2011 年在國際經濟的混沌不明與歐債危機日趨嚴重的陰影籠罩下，台灣的百貨業整體業績仍能小幅成長。而隨著陸客來台自由行的試點城市與人數放寬，以及海外來台觀光人數逐漸增加，各家業者仍相當看好政府拼經濟的決心與前景，持續進行「新據點的拓展」。

回顧 2011 年底，本公司相繼於板橋新板特區與台中七期重劃區開設兩大新型態店：Mega City 板橋大遠百及 Top City 台中大遠百，不但為在地鄉親提供了嶄新的購物休閒娛樂空間，同時也為遠百轉型展開一篇新扉頁。

這兩家大店的規劃概念，完全是以「消費者」的角度為出發點，在商品方面，值得一提的是「完整到位的頂級精品」及「獨家多元的主題餐飲」。以 Top City 台中大遠百為例：氣派的建築，網羅了 CHANEL、Hermes、Cartier、BVLGARI 等五十多家國際精品，服飾、珠寶、名錶，其中有七成是中部地區遠百獨家引進的品牌，將中台灣顧客的需求與國際接軌。而 Mega City 板橋大遠百也有超過四十家的國際精品，其中有 GUCCI、Bottega Veneta、等近九成也是“首度”進入新北市。

餐飲方面不但有大家喜愛的「鼎泰豐」，還有首度來台“投資/設點”的新加坡「大食代」。兩家大遠百的餐飲都以主題規劃製造了新賣點與新話題，不但提昇了集客力、競爭力更可與市場同業做出區隔。

而為了全方位的滿足顧客的需求，還增加時下熱門的 3C 名店與精彩刺激的 IMAX 3D 娛樂。

未來，如何在經營行銷上，再持續導入更獨特的創意活動，提供更細緻的服務等，將是我們持續精進及努力的重點。


本公司在全體員工的努力之下，2011 年度之全體營收為新台幣 276 億 4 仟 1 佰萬元，較 2010 年度成長 12.3%。2011 年週年慶業績更突破新台幣 71 億元，較 2010 年週年慶業績成長 4%，超越了預定目標。

而為了競爭力與集客力的持續成長，我們將以台中與板橋兩大店的規劃概念與經驗為基礎，在 2012 年度針對新竹分公司、桃園分公司與板橋分公司，同步進行商品升級與賣場空間的局部改造，期能在新的年度為營業表現再創佳績。

展望今年的百貨市場，受歐債危機與全球景氣衰退的影響，經營環境雖然險峻，但我們仍要以積極的態度，持續深耕台灣市場。

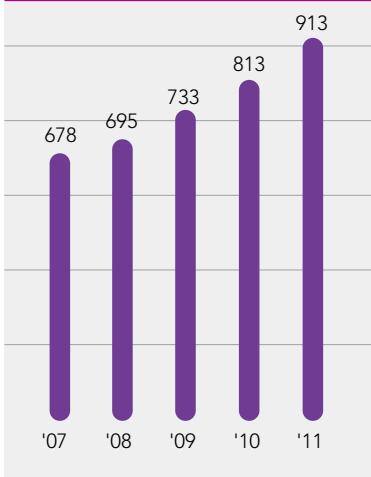
綜合以上的說明，我們不但要把握兩家大店在經營上全力達成預期的營業目標，更有信心在董事長的指導與全體股東的傾力支持下，根留台灣、放眼大陸市場，再創業績的高峰。

總經理



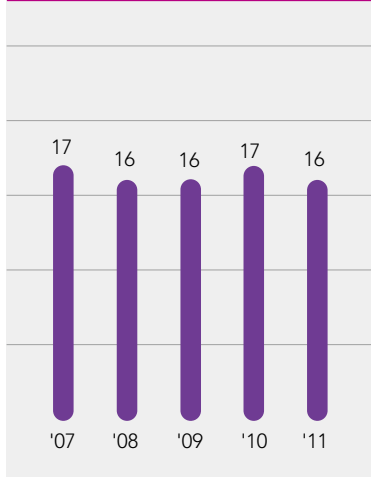
Revenues From Operation
(In Million US\$)

營業收入
(百萬美元)



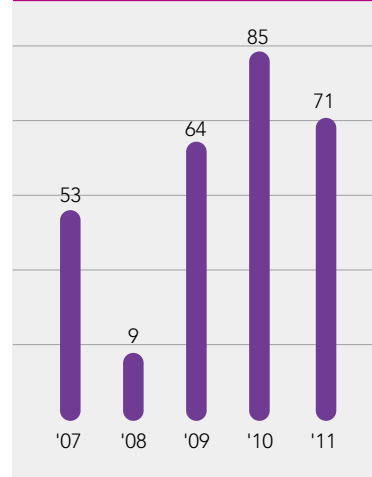
Depreciation & Amortization
(In Million US\$)

折舊及攤銷
(百萬美元)



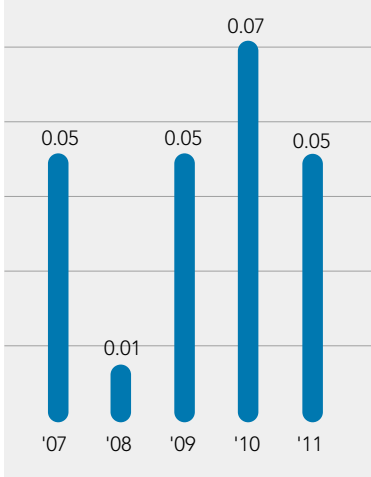
Net Income
(In Million US\$)

淨利
(百萬美元)



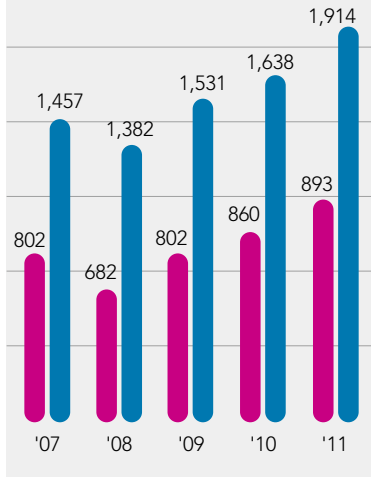
Net Income per Share
(US\$)

每股純益
(美元)



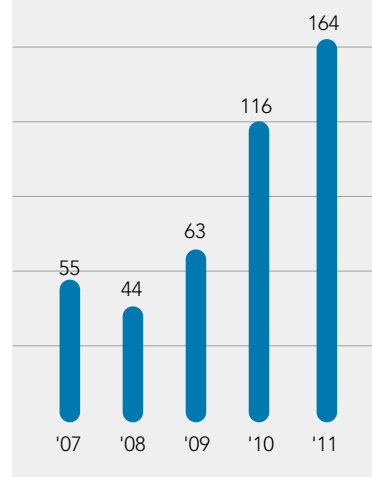
Stockholds' Equity & Total Assets
(In Million US\$)

股東權益 & 總資產
(百萬美元)



Capital Expenditures
(In Million US\$)

資本支出
(百萬美元)



■ Stockholds' Equity 股東權益
■ Total Assets 總資產

Banqiao Mega City 板橋大遠百



FASHION & TRENDY

時尚 流行



GRAND OPENING

Banqiao Mega City 板橋大遠百



SPLENDID & NEW LIFE

璀璨 新生活



GRAND OPENING

Banqiao Mega City 板橋大遠百



JOYFUL & DELIGHT

怡然自得



GRAND OPENING

Taichung Top City 台中大遠百



FASHION & TRENDY

時尚 流行



GRAND OPENING

Taichung Top City 台中大遠百



SPLENDID & NEW LIFE

璀璨 新生活



GRAND OPENING

Taichung Top City 台中大遠百



JOYFUL & DELIGHT

怡然自得



GRAND OPENING

Far Eastern Department Stores / 遠東百貨各分公司



FE21' Paoching Store
FE21' 寶慶店



FE21' Banqiao Store
FE21' 板橋店



FE21' Taoyuan Store
FE21' 桃園店



FE21' MegA Hsinchu Store
FE21' MegA 新竹店



FE21' Chiayi Store
FE21' 嘉義店



FE21' MegA Tainan Konyuan Store
FE21' MegA 台南公園店



FE21' MegA Tainan Chenkong Store
FE21' MegA 台南成功店



FE21' MegA Kaohsiung Store
FE21' MegA 高雄店



FE21' Hualien Store
FE21' 花蓮店



Mega City Banqiao Store
Mega City 板橋大遠百



Top City Taichung Store
Top City 台中大遠百

Colorful Activities / 活動集錦



1 徐董事長、徐總經理在10月6日廠商聯誼會上，率領各單位副總、分公司店長為週年慶業績長紅誓師，共同攜手打拚、飛躍一百。

2 10月6日廠商聯誼會上徐董事長頒獎給年度銷售額第一名怡佳集團，由亞太區總裁Fabrice Weber President Asia/Pacific 代表授獎。

3 徐旭東董事長(中)、王金平院長(左一)、台中市蕭家淇副市長(右一)、徐雪芳總經理(左二)與其他貴賓共同剪綵，揭序台中大遠百邁向新里程璀璨的開端。

4 12月29日Top City台中大遠百開幕慶上，徐旭東董事長(右起)、台中市胡志強市長、盧秀彥立委、立法院王金平院長、顏清標立委、徐雪芳總經理與藍卓成店長共同為遠東百貨重返大台中「讚」聲。

1 Chairman Douglas Hsu and President Nancy Hsu lead FEDS management team to launch anniversary sales campaign at the Vendors' Party held on October 6, 2011.

2 Mr. Fabrice Weber, President of Estee Lauder Companies Asia/Pacific, receives champion of annual sales award at the Vendors' Party.

3 Chairman Douglas Hsu, Legislative Yuan President Wang Jinpin, Taichung City Deputy Mayor Hsiao Chia-chi, FEDS President Nancy Hsu together with other honorable guests jointly cut ribbon to launch the brand new start of FEDS Taichung Top City.

4 On December 29, 2011, at the grand opening ceremony of FEDS Taichung Top City Shopping Mall, Taichung City Mayor Jason Hu, Legislator Lu Shiow-yen, Legislative Yuan President Wang Jinpin, Legislator Yen Chin-piao, FEDS President Nancy Hsu and Store Manager C. C. Lan jointly praise FEDS' glamorous comeback to Taichung.



5



7



6



8

5 台南大遠百1月9日舉辦的「潘瑋柏最新專輯簽唱會」，現場歌迷影迷齊聚、掌聲不斷。

5 On January 9, 2011, FE 21' MagA Tainan Store held the "new album release of Wilber Pan." The event drew many of his supporting fans.

6 1月15日在高雄大遠百舉辦之「威秀改裝慶開幕」活動，特別邀請威秀電影公會陳文武理事長(左起)、威秀影城陳文彬總經理、藝人王彩樺、高雄市史哲文化局長、遠百劉志成副總、威秀影城袁建中董事長一起拍板點亮，以發光之100分慶祝改裝完成。

6 On January 15, 2011, "The Vieshow Renovation Reopening" event was held at FE21' MagA Kaoshiung Store. The invited guests include Vieshow Cinema Association Chairman Chen Wen-wu, Vieshow Cinema President Chen Wen-pin, Singer Wan Chai-hua, Bureau of Cultural Affairs Kaoshiung City Director-general Shi Che, FE21' Vice President Chris Liu, Vieshow Cinema Chairman Yuan Cheng-chung, pressed to light up "100" to celebrate the successful completion of renovation.

7 每年販售開春福袋總會吸引眾多消費者搶購，為新春發財旗開得勝，板橋FE21' 2月3日一早就有群眾起個大早來排隊，為鴻兔大展之福袋贏得新采。

7 Swarming customers line up each year to purchase FE21' lucky bags in hope for a prosperous Chinese New Year. Crowds gather early in the morning at FE21' Banqiao Store to welcome Year of the Rabbit.

8 遠東集團耗資近三億打造的遠東環生方舟FE-EcoARK在花博流行館展出時吸引眾多關注，為延續方舟建築體的設計巧思而設計的「遠東環生花車」2月10日起在高雄大遠百展出，儼然成為城市駐點的行動裝置藝術，展出期間高雄大遠百與東聯化學將舉辦一連串的活動與民眾互動，開跑記者會上徐總經理(左三)與貴賓一同為環保、植栽、永續共同發聲。

8 "FE EcoARK," donated by the Far Eastern Group with investment amounting to nearly NT\$300 million for 2010 Taipei International Floral Expo, has been a star attraction. To continue the design concept, "FE EcoFloat" made its debut at FE21' MegA Kaoshiung Store to be on display as a mobile installation art piece on February 10, 2011. During the exhibition period, FE21' and Orient Union Chemical Corp. co-sponsored a series of interactive activities. At the press conference, President Nancy Hsu pledges along with others in recycling, energy saving, sustainable green building and environmental conservation.

Colorful Activities / 活動集錦



9



11



10



12

9 2月12日於寶慶FE21' 1樓中庭所舉辦的「愛麗絲歡慶元宵猜燈謎」，相當巧妙有趣，陪大家共度歡樂的元宵佳節。

9 On February 12, 2011, FE21' Paoching Store held "Alice Lantern Festival Celebration and Riddle Guessing" to mark this fun occasion.

10 3月15日由亞洲水泥及花蓮FE21'合辦「愛在遠東·行動方舟巡迴展」記者會上，遠百徐總經理（右3）、花蓮亞泥張總廠長（左4）及與會貴賓們進行花車揭幕秀，貴賓手持魔法棒輕點希望之球，百隻蝴蝶氣球破繭而出飛揚空中，象徵將環保與希望的種子散播出去，為接下來一系列的活動展開美好的序幕。

10 At the press conference of launching "Love of Far Eastern – Mobile Float Exhibition Tour" on March 15, 2011, jointly sponsored by Asia Cement and FE21' Hualien Store, FE21' President Nancy Hsu, Asia Cement Hualien Plant Manager along with other guests wave the magic wands to light up the Globe of Hope and release a hundred flying butterflies, symbolizing the spread of seeds for environmental protection with hope in order to unveil a series of meaningful activities.

11 桃園FE21' 4月10日在6樓童裝區舉辦的「快樂寶寶故事屋」活動，由大姐姐們帶來生動有趣的故事，現場充滿歡樂的笑聲。

11 FE21' Taoyuan Store entertains children at the "Story House for Happy Babies", an activity held on April 10, 2011 within the Store's 6F Children's wear section which is filled with laughter when hearing interesting stories.

12 7月10日在台南大遠百1樓百老匯劇場舉辦的「高中十校街舞大賽」，參賽者與加油團人潮眾多，精彩的街舞表演更是令人讚不絕口。

12 On July 10, 2011, FE21' Tainan Store held "The High School Hip Hop Dance Competition" at its first floor of Broadway Theater that attracts vast crowd and participants. The outstanding performance cheered everyone!



13



15



14



16

13 「第三屆遠百盃3ON3籃球賽」7月23日、7月24日連續兩天在高雄大遠百熱情開打，灌籃大賽充滿爆發力與趣味性，讓大家在這場籃球饗宴上感受到無比的熱力。

13 The third "FEDS Cup 3-on-3 Basketball Tournament" was held on July 23 and 24, 2011 at FE21' MegA Kaohsiung Store. The explosive slam dunks brought dynamic energy to the field.

14 新竹大遠百8月6日在1樓陽光廣場所舉辦的「新竹市青少年管樂團七夕音樂會」，帶來無數令人陶醉的動人樂章。

14 On August 6, 2011, FE21' MegA Hsinchu Store held the romantic "Hsinchu Juvenile Orchestra Concert in the Eve of Chinese Valentine Day" at its first floor Sunny Square.

15 8月18日在板橋FE21'舉辦「嘉義物產展」，重頭戲的花姐上菜是由張花冠縣長(中)運用嘉義新鮮農產揮鏟展現好廚藝，料理苦茶油雞和涼拌驪篙筍，其香味四溢、風味清爽的佳餚令人印象深刻，徐總經理(右)、劉主廚(左)都豎起大拇指稱讚。

15 On August 18, 2011, the "Chiayi Products Exhibition" was held at FE21' Banqiao Store with Chiayi County Magistrate Ms. Chang Hwa-kuan cooking delicacies with local fresh products. President Nancy Hsu and Chef Liu are truly impressed with her tasty dishes.

16 「新還珠格格演員見面會」8月20日在台南大遠百1樓百老匯劇場舉辦，歡樂的氣氛讓大家度過美好的晚間時光。

16 On August 20, 2011, FE 21' MagA Tainan Store held the fan gathering event of "The New Return of The Pearl Princess" at its Broadway Theater on the first floor. The fans enjoy a wonderful evening in this delightful atmosphere.

Colorful Activities / 活動集錦



17



19



18



20

17 「賽德克巴萊電影演員見面會」10月22日在花蓮FE21' 1樓和平廣場舉行，影迷們齊聚為一睹明星風采，並為支持國片共同努力。

17 FE 21' Hualien Store held the movie fan gathering event of "Seediq Bale" at its Peace Plaza on first floor on October 22, 2011. The event attracts many fans to see their favorite movie stars and to support Taiwan films.

18 不給糖就搗蛋，嘉義FE21' 10月28日在樓面所舉辦「快樂萬聖節伊甸小朋友來搗蛋」活動充滿童趣，為大朋友、小朋友們都帶來無比的歡樂。

18 On October 28, 2011, "Treat or Trick", a delightful Happy Halloween event held at FE21' Chiayi Store with children sponsored by Eden Social Welfare Foundation to mark this special fun occasion.

19 12月17日徐董事長、徐總經理在台南大遠百「馨願·心願聖誕公益點燈」活動上，致贈運動鞋、文具組給家扶中心小朋友，為感恩的季節獻上一份心力。

19 On December 17, 2011, Chairman Douglas Hsu and President Nancy Hsu donate sneakers and stationery kits to underprivileged children at the Christmas Lighting Ceremony held at FE21' Mega Tainan Store.

20 睽違10年，遠東百貨重返榮耀，開出全台最大Top City台中大遠百，開幕前的誓師大會上，同仁們展現出無比的熱情與衝勁。

20 After being absent for 10 years, FEDS reappears in Taichung and opens Taiwan's largest Top City Shopping Mall. This mega mall's staffs demonstrate passion and energy at the pre-opening rally.



遠東百貨股份有限公司
Far Eastern Department Stores Ltd.

民國一〇〇年及九十九年度
財務報表及查核報告書

Financial Statements For the years Ended December 31, 2011 and 2010
Together with Independent Auditors' Report

2011

CONSOLIDATED BALANCE SHEETS 合併資產負債表

DECEMBER 31, 2011 AND 2010 民國一〇〇年及九十九年十二月三十一日

(In Thousands, Except Par Value) 單位：新台幣仟元，惟每股面額為元

ASSETS	資產	2011			2010		
		一〇〇年十二月三十一日			九十九年十二月三十一日		
		New Taiwan Dollars 新台幣	U.S. Dollars 美金	%	New Taiwan Dollars 新台幣	U.S. Dollars 美金	%
CURRENT ASSETS	流動資產						
Cash and cash equivalents	現金及約當現金	\$ 16,535,391	\$ 546,173	15	\$ 10,622,565	\$ 350,869	11
Financial assets at fair value through profit or loss - current	公平價值變動列入損益之金融資產－流動	303,286	10,018	-	1,465,478	48,406	1
Available-for-sale financial assets - current	備供出售金融資產－流動	471,920	15,588	1	581,938	19,222	1
Notes and accounts receivable, net of allowance for doubtful accounts of NT\$225,037 thousand (US\$7,433 thousand) in 2011 and NT\$226,430 thousand (US\$7,479 thousand) in 2010	應收票據及帳款－減備抵呆帳 一〇〇年225,037仟元及九十九年226,430仟元後之淨額	1,381,278	45,624	1	538,971	17,802	1
Other receivables	其他應收款	324,342	10,713	-	405,899	13,407	-
Inventories	存貨	2,990,885	98,791	3	2,519,667	83,226	3
Prepayments	預付款項	1,467,802	48,482	1	1,427,824	47,162	1
Noncurrent assets classified as held for sale	待出售非流動資產	1,128,997	37,291	1	1,128,997	37,291	1
Deferred tax assets - current	遞延所得稅資產－流動	166,104	5,487	-	170,443	5,630	-
Pledged time deposits	質押定存單	361,578	11,943	-	390,782	12,908	-
Other current assets	其他流動資產	98,273	3,246	-	35,293	1,166	-
Total current assets	流動資產合計	25,229,856	833,356	22	19,287,857	637,089	19
LONG-TERM INVESTMENTS	長期投資						
Investments accounted for by the equity method	採權益法之長期股權投資	8,750,526	289,035	8	8,563,729	282,865	9
Real estate, net	不動產投資－淨額	-	-	-	93,600	3,092	-
Available-for-sale financial assets - noncurrent	備供出售金融資產－非流動	5,040,384	166,487	4	5,548,553	183,272	6
Financial assets carried at cost - noncurrent	以成本衡量之金融資產－非流動	658,550	21,752	1	423,014	13,972	-
Total long-term investments	長期投資合計	14,449,460	477,274	13	14,628,896	483,201	15
PROPERTIES	固定資產						
Cost	成本						
Land	土地	9,534,993	314,946	9	6,764,188	223,425	7
Buildings and equipment	房屋及設備	25,198,264	832,313	22	18,578,412	613,655	19
Furniture and equipment	器具及設備	14,027,806	463,346	13	11,779,032	389,068	12
Leasehold improvements	租賃改良	488,932	16,150	-	271,038	8,953	-
Total cost	成本合計	49,249,995	1,626,755	44	37,392,670	1,235,101	38
Revaluation increment	重估增值	1,408,269	46,516	1	1,408,269	46,516	1
Cost and appreciation	成本及重估增值	50,658,264	1,673,271	45	38,800,939	1,281,617	39
Less: Accumulated depreciation	減：累積折舊	15,153,118	500,516	13	14,411,249	476,012	14
Less: Accumulated impairment	減：累計減損	-	-	-	34,263	1,132	-
		35,505,146	1,172,755	32	24,355,427	804,473	25
Construction in progress and prepayments for equipment	未完工程及預付設備款	7,590,944	250,733	7	12,316,302	406,814	12
Leasehold rights, net	租賃權益－淨額	11,399,927	376,546	10	9,944,125	328,460	10
Net properties	固定資產淨額	54,496,017	1,800,034	49	46,615,854	1,539,747	47
INTANGIBLE ASSETS	無形資產						
Computer Software	電腦軟體成本	29,554	976	-	42,008	1,387	-
Goodwill	商譽	6,971,807	230,283	6	6,769,876	223,613	7
Deferred pension costs	遞延退休金成本	124,931	4,126	-	130,693	4,317	-
Total intangible assets	無形資產合計	7,126,292	235,385	6	6,942,577	229,317	7
OTHER ASSETS	其他資產						
Refundable deposits - noncurrent	存出保證金－非流動	1,833,994	60,578	2	1,743,076	57,575	2
Idle assets, net	閒置資產－淨額	567,439	18,743	1	574,975	18,992	1
Long-term prepayments	長期預付款	6,681,144	220,682	6	6,962,329	229,969	7
Prepaid pension cost	預付退休金	245,449	8,107	-	215,728	7,126	-
Deferred tax assets - noncurrent	遞延所得稅資產－非流動	67,480	2,229	-	76,030	2,511	-
Restricted assets	受限制資產	1,239,719	40,948	1	2,251,603	74,372	2
Miscellaneous	其他資產－其他	100,145	3,308	-	67,710	2,236	-
Total other assets	其他資產合計	10,735,370	354,595	10	11,891,451	392,781	12
TOTAL	資產總計	\$ 112,036,995	\$ 3,700,644	100	\$ 99,366,635	\$ 3,282,135	100

		2011			2010		
		一〇〇年十二月三十一日			九十九年十二月三十一日		
		New Taiwan Dollars 新台幣	U.S. Dollars 美金	%	New Taiwan Dollars 新台幣	U.S. Dollars 美金	%
LIABILITIES AND STOCKHOLDERS' EQUITY	負債及股東權益						
CURRENT LIABILITIES	流動負債						
Short-term debts	銀行短期借款	\$ 10,334,680	\$ 341,360	9	\$ 6,696,420	\$ 221,186	7
Short-term notes and bills payable	應付短期票券	3,636,195	120,106	3	3,977,425	131,377	4
Notes and accounts payable	應付票據及帳款	18,229,154	602,119	17	17,261,837	570,168	17
Income tax payable	應付所得稅	1,152,903	38,081	1	1,040,886	34,381	1
Other payables	其他應付款	9,555,084	315,610	9	6,391,562	211,117	6
Advance receipts	預收款項	5,859,052	193,528	5	4,994,462	164,970	5
Current portion of long-term borrowings	一年內到期之長期借款	3,020,717	99,776	3	2,738,898	90,467	3
Other current liabilities	其他流動負債	1,412,403	46,652	1	836,525	27,631	1
Total current liabilities	流動負債合計	53,200,188	1,757,232	48	43,938,015	1,451,297	44
LONG-TERM LIABILITIES, NET OF CURRENT PORTION	長期負債						
Bonds issued	應付公司債	4,616,958	152,501	4	2,200,000	72,667	2
Long-term borrowings	長期借款	18,490,187	610,741	17	19,615,597	647,914	20
Total long-term liabilities, net of current portion	長期負債合計	23,107,145	763,242	21	21,815,597	720,581	22
RESERVE	各項準備						
Reserve for land revaluation increment tax	土地增值稅準備	508,719	16,803	-	508,719	16,803	1
OTHER LIABILITIES	其他負債						
Accrued pension costs	應計退休金負債	241,730	7,985	-	229,474	7,580	-
Deposits received	存入保證金	587,463	19,404	1	495,512	16,367	1
Deferred tax liabilities - noncurrent	遞延所得稅負債－非流動	395,517	13,064	-	328,667	10,856	-
Miscellaneous	其他負債－其他	31,285	1,033	-	59,542	1,967	-
Total other liabilities	其他負債合計	1,255,995	41,486	1	1,113,195	36,770	1
Total liabilities	負債合計	78,072,047	2,578,763	70	67,375,526	2,225,451	68
STOCKHOLDERS' EQUITY	股東權益						
STOCKHOLDERS' EQUITY OF PARENT COMPANY	母公司股東權益						
Capital stock of parent company, NT\$10.00 par value	股本						
Authorized - 1,750,000 thousand shares	普通股－每股面額10元，額定1,750,000仟股，發行：						
Issued and outstanding - 1,317,192 thousand shares in 2011 and 1,242,634 thousand shares in 2010	一〇〇年1,317,192仟股及九十九年1,242,634仟股	13,171,921	435,076	12	12,426,341	410,449	12
Capital surplus:	資本公積						
Additional paid-in capital - share issuance in excess of par	股票發行溢價	2,175,718	71,865	2	2,175,718	71,865	2
Treasury stock transactions	庫藏股票交易	1,213,526	40,083	1	1,213,526	40,083	1
Long-term investments	長期投資	364,937	12,054	-	375,941	12,418	1
Stock options	認股權	108,930	3,598	-	-	-	-
Total capital surplus	資本公積合計	3,863,111	127,600	3	3,765,185	124,366	4
Retained earnings:	保留盈餘						
Legal reserve	法定盈餘公積	1,975,319	65,246	2	1,718,606	56,767	2
Special reserve	特別盈餘公積	1,069,595	35,329	1	1,000,564	33,049	1
Unappropriated earnings	未分配盈餘	3,027,939	100,015	2	3,129,751	103,377	3
Total retained earnings	保留盈餘合計	6,072,853	200,590	5	5,848,921	193,193	6
Other equity adjustments	股東權益其他項目						
Cumulative translation adjustments	累積換算調整數	(14,294)	(472)	-	(374,215)	(12,360)	-
Net losses not recognized as pension costs	未認為退休金成本之淨損失	(20,949)	(692)	-	(8,300)	(274)	-
Unrealized valuation gains on financial Instruments	金融商品未實現利益	3,157,896	104,307	3	3,578,911	118,213	3
Unrealized asset revaluation increment	未實現重估增值	843,305	27,854	1	843,106	27,848	1
Treasury stock - 7,511 thousand shares in 2011 and 7,086 thousand shares in 2010	庫藏股票——一〇〇年7,511仟股及九十九年7,086仟股	(36,770)	(1,214)	-	(36,770)	(1,214)	-
Total other equity adjustments	股東權益其他項目合計	3,929,188	129,783	4	4,002,732	132,213	4
Total stockholders' equity of parent company	母公司股東權益合計	27,037,073	893,049	24	26,043,179	860,221	26
Minority interest	少數股權	6,927,875	228,832	6	5,947,930	196,463	6
Total stockholders' equity	股東權益合計	33,964,948	1,121,881	30	31,991,109	1,056,684	32
TOTAL	負債及股東 權益合計	\$ 112,036,995	\$ 3,700,644	100	\$ 99,366,635	\$ 3,282,135	100

CONSOLIDATED STATEMENTS OF INCOME 合併損益表

YEARS ENDED DECEMBER 31, 2011 AND 2010 民國一〇〇年及九十九年一月一日至十二月三十一日

(In Thousands, Except Consolidated Earnings Per Share) 單位：新台幣仟元，惟每股合併盈餘為元

		2011			2010		
		一〇〇年度			九十九年度		
		New Taiwan Dollars 新台幣	U.S. Dollars 美金	%	New Taiwan Dollars 新台幣	U.S. Dollars 美金	%
REVENUES	營業收入						
Sales	銷貨收入	\$ 111,893,243	\$ 3,695,896	98	\$ 105,306,143	\$ 3,478,320	97
Other operating revenues	其他營業收入	2,811,544	92,867	2	2,781,165	91,863	3
Total revenues	營業收入合計	114,704,787	3,788,763	100	108,087,308	3,570,183	100
COSTS	營業成本						
Cost of goods sold	銷貨成本	90,387,350	2,985,544	79	84,690,623	2,797,378	79
Other operating costs	其他營業成本	174,572	5,767	-	177,244	5,854	-
Total costs	營業成本合計	90,561,922	2,991,311	79	84,867,867	2,803,232	79
GROSS PROFIT	營業毛利	24,142,865	797,452	21	23,219,441	766,951	21
OPERATING EXPENSES	營業費用						
Selling	推銷費用	3,300,882	109,030	3	2,803,053	92,587	2
General and administrative	管理及總務費用	16,704,837	551,770	14	15,937,255	526,416	15
Total operating expenses	營業費用合計	20,005,719	660,800	17	18,740,308	619,003	17
OPERATING INCOME	營業利益	4,137,146	136,652	4	4,479,133	147,948	4
NONOPERATING INCOME AND GAINS	營業外收入及利益						
Dividend income	股利收入	300,299	9,919	-	273,131	9,022	-
Gains on disposal of investments, net	處分投資淨益	187,558	6,195	-	133,156	4,398	-
Interest income	利息收入	119,156	3,936	-	91,950	3,037	-
Exchange gain, net	兌換淨益	32,648	1,078	-	17,072	564	-
Equity in earnings of equity-method investees, net	採權益法認列之投資淨益	21,930	724	-	339,127	11,202	1
Gain on disposal of property and idle assets, net	處分及報廢固定及閒置資產淨益	-	-	-	60,369	1,994	-
Valuation gain on financial assets	金融資產評價利益	-	-	-	11,948	395	-
Other income	什項收入	731,153	24,150	1	669,301	22,107	1
Total nonoperating income and gains	營業外收入及利益合計	1,392,744	46,002	1	1,596,054	52,719	2
NONOPERATING EXPENSES AND LOSSES	營業外費用及損失						
Interest expenses	利息費用	498,914	16,479	1	480,098	15,858	1
Loss on disposal of property and idle assets, net	處分及報廢固定及閒置資產淨損	49,115	1,622	-	-	-	-
Impairment loss on financial assets	金融資產減損損失	38,500	1,272	-	21,426	708	-
Loss on valuation of financial asset	金融資產評價損失	15,658	517	-	-	-	-
Impairment loss on property and idle assets	固定及閒置資產減損損失	-	-	-	67,194	2,219	-
Other expenses	什項支出	239,884	7,923	-	398,444	13,161	-
Total nonoperating expenses and losses	營業外費用及損失合計	842,071	27,813	1	967,162	31,946	1

(接次頁)

(Continued)

(承次頁)

		2011 一〇〇年度			2010 九十九年度		
		New Taiwan Dollars 新台幣	U.S. Dollars 美金	%	New Taiwan Dollars 新台幣	U.S. Dollars 美金	%
INCOME BEFORE INCOME TAX	稅前利益	4,687,819	154,841	4	5,108,025	168,721	5
INCOME TAX	所得稅費用	1,526,591	50,424	1	1,247,845	41,217	1
NET INCOME	合併總純益	<u>\$ 3,161,228</u>	<u>\$ 104,417</u>	<u>3</u>	<u>\$ 3,860,180</u>	<u>\$ 127,504</u>	<u>4</u>
CONSOLIDATED ATTRIBUTED TO:	歸屬予：						
Stockholders of the parent	母公司股東權益	\$ 2,143,115	\$ 70,788	2	\$ 2,567,143	\$ 84,794	3
Minority interests	少數股權	1,018,113	33,629	1	1,293,037	42,710	1
		<u>\$ 3,161,228</u>	<u>\$ 104,417</u>	<u>3</u>	<u>\$ 3,860,180</u>	<u>\$ 127,504</u>	<u>4</u>
		2011 一〇〇年度		2010 九十九年度			
		Before Tax 稅前	After Tax 稅後	Before Tax 稅前	After Tax 稅後		
		New Taiwan Dollars 新台幣	U.S. Dollars 美金	New Taiwan Dollars 新台幣	U.S. Dollars 美金	New Taiwan Dollars 新台幣	U.S. Dollars 美金
CONSOLIDATED EARNINGS PER SHARE	每股合併盈餘						
Basic	合併基本每股盈餘	<u>\$ 1.82</u>	<u>\$ 0.06</u>	<u>\$ 1.64</u>	<u>\$ 0.05</u>	<u>\$ 2.12</u>	<u>\$ 0.07</u>
Diluted	合併稀釋每股盈餘	<u>\$ 1.82</u>	<u>\$ 0.06</u>	<u>\$ 1.63</u>	<u>\$ 0.05</u>	<u>\$ 2.12</u>	<u>\$ 0.07</u>

(Concluded)

BALANCE SHEETS 資產負債表

DECEMBER 31, 2011 AND 2010 民國一〇〇年及九十九年十二月三十一日

(In Thousands of New Taiwan Dollars, Except Par Value) (單位：除每股面額為新台幣元外，餘係新台幣仟元)

ASSETS	資產	2011 一〇〇年十二月三十一日		2010 九十九年十二月三十一日	
		Amount 金額	%	Amount 金額	%
CURRENT ASSETS	流動資產				
Cash	現金	\$ 566,057	1	\$ 289,824	1
Available-for-sale financial assets - current	備供出售金融資產－流動	233,559	-	291,224	1
Notes receivable	應收票據	38,768	-	15,516	-
Accounts receivable, net of allowance for doubtful accounts of \$3,550 thousand	應收帳款－減備抵呆帳 3,550 仟元後之淨額	432,266	1	181,765	-
Related parties - notes and accounts receivable	應收關係人款項－帳款及票據	52,118	-	41,090	-
Related parties - other receivable	應收關係人款項－其他	306,523	-	272,246	1
Other receivables	其他應收款	136,105	-	100,659	-
Inventories	存貨	372,957	1	207,597	-
Prepayments	預付款項	323,090	1	262,435	-
Deferred tax assets- current	遞延所得稅資產－流動	4,024	-	30,654	-
Other current assets	其他流動資產	17,363	-	15,004	-
Total current assets	流動資產合計	2,482,830	4	1,708,014	3
LONG-TERM INVESTMENTS	長期投資				
Investments accounted for by the equity method	採權益法之長期股權投資	19,356,620	33	18,884,849	38
Available-for-sale financial assets - noncurrent	備供出售金融資產－非流動	2,577,430	5	2,682,262	6
Financial assets carried at cost - noncurrent	以成本衡量之金融資產－非流動	62,570	-	102,540	-
Total long-term investments	長期投資合計	21,996,620	38	21,669,651	44
PROPERTIES	固定資產				
Cost	成本				
Land	土地	6,995,873	12	4,318,667	9
Buildings and equipment	房屋及設備	14,081,814	24	7,570,780	15
Furniture and equipment	器具及設備	5,815,882	10	3,418,045	7
Total cost	成本合計	26,893,569	46	15,307,492	31
Revaluation increment	重估增值	1,408,269	3	1,408,269	3
Cost and appreciation	成本及重估增值	28,301,838	49	16,715,761	34
Less: Accumulated depreciation	減：累積折舊	5,270,671	9	4,857,633	10
		23,031,167	40	11,858,128	24
Construction in progress and prepayments for equipment	未完工程及預付設備款	1,822,511	3	7,433,833	15
Leasehold rights, net	租賃權益－淨額	7,584,367	13	5,971,805	12
Net properties	固定資產淨額	32,438,045	56	25,263,766	51
OTHER ASSETS	其他資產				
Idle assets, net	閒置資產－淨額	567,439	1	574,918	1
Refundable deposits	存出保證金	163,565	-	159,143	-
Prepaid pension costs	預付退休金	245,449	1	215,728	1
Miscellaneous	其他資產－其他	45,127	-	6,398	-
Total other assets	其他資產合計	1,021,580	2	956,187	2
TOTAL	資產總計	\$ 57,939,075	100	\$ 49,597,618	100

LIABILITIES AND STOCKHOLDERS' EQUITY	負債及股東權益	2011 一〇〇年十二月三十一日		2010 九十九年十二月三十一日	
		Amount 金額	%	Amount 金額	%
CURRENT LIABILITIES	流動負債				
Short-term debts	短期借款	\$ 4,400,000	8	\$ 3,150,000	6
Short-term notes and bills payable	應付短期票券	1,699,268	3	1,299,456	3
Notes and accounts payable	應付票據及帳款	3,132,810	5	2,331,803	5
Related parties - accounts payable	應付關係人款項－帳款	82,106	-	61,385	-
Related parties - other payable	應付關係人款項－其他	101,598	-	130,918	-
Income tax payable	應付所得稅	38,262	-	198,220	-
Other payables	其他應付款	3,837,025	7	1,000,890	2
Advance receipts	預收款項	1,679,299	3	1,541,631	3
Current portion of long-term borrowings	一年內到期之長期借款	-	-	995,898	2
Other current liabilities	其他流動負債	855,765	1	744,721	2
Total current liabilities	流動負債合計	15,826,133	27	11,454,922	23
LONG-TERM LIABILITIES, NET OF CURRENT PORTION	長期負債				
Bonds issued	應付公司債	4,616,958	8	2,200,000	4
Long-term borrowings	長期借款	9,696,646	17	9,220,000	19
Total long-term liabilities, net of current portion	長期負債合計	14,313,604	25	11,420,000	23
RESERVES	各項準備				
Reserve for land revaluation increment tax	土地增值稅準備	508,719	1	508,719	1
OTHER LIABILITIES	其他負債				
Deposits received	存入保證金	40,632	-	37,949	-
Deferred tax liabilities - noncurrent	遞延所得稅負債－非流動	201,548	-	106,894	-
Deferred credits - gains on related-party transactions	遞延盈餘	11,366	-	11,366	-
Miscellaneous	其他負債－其他	-	-	14,589	-
Total other liabilities	其他負債合計	253,546	-	170,798	-
Total liabilities	負債合計	30,902,002	53	23,554,439	47
STOCKHOLDERS' EQUITY	股東權益				
Capital stock NT\$10.00 par value	股本				
Authorized - 1,750,000 thousand shares Issued and outstanding - 1,317,192 thousand shares in 2011 and 1,242,634 thousand shares in 2010	普通股股本－每股面額 10 元，額定：1,750,000 仟股，發行：一〇〇年 1,317,192 仟股及九十九年 1,242,634 仟股	13,171,921	23	12,426,341	25
Capital surplus:	資本公積				
Additional paid-in capital - share issuance in excess of par	股票發行溢價	2,175,718	4	2,175,718	4
Treasury stock transactions	庫藏股票交易	1,213,526	2	1,213,526	3
Long-term investments	長期投資	364,937	1	375,941	1
Stock options	認股權	108,930	-	-	-
Total capital surplus	資本公積合計	3,863,111	7	3,765,185	8
Retained earnings:	保留盈餘				
Legal reserve	法定盈餘公積	1,975,319	3	1,718,606	4
Special reserve	特別盈餘公積	1,069,595	2	1,000,564	2
Unappropriated earnings	未分配盈餘	3,027,939	5	3,129,751	6
Total retained earnings	保留盈餘合計	6,072,853	10	5,848,921	12
Other equity adjustments	股東權益其他項目				
Cumulative translation adjustments	累積換算調整數	(14,294)	-	(374,215)	(1)
Net loss not recognized as pension costs	未認為退休金成本之淨損失	(20,949)	-	(8,300)	-
Unrealized valuation gains on financial instruments	金融商品未實現利益	3,157,896	5	3,578,911	7
Unrealized asset revaluation increment	未實現重估增值	843,305	2	843,106	2
Treasury stock - 7,511 thousand shares in 2011 and 7,086 thousand shares in 2010	庫藏股票－一〇〇年 7,511 仟股及九十九年 7,086 仟股	(36,770)	-	(36,770)	-
Total other equity adjustments	股東權益其他項目合計	3,929,188	7	4,002,732	8
Total stockholders' equity	股東權益合計	27,037,073	47	26,043,179	53
TOTAL	負債及股東權益總計	\$ 57,939,075	100	\$ 49,597,618	100

STATEMENTS OF INCOME 損益表

YEARS ENDED DECEMBER 31, 2011 AND 2010 民國一〇〇年及九十九年一月一日至十二月三十一日

(In Thousands of New Taiwan Dollars, Except Earnings Per Share) (單位：除每股盈餘為新台幣元外，餘係新台幣仟元)

		2011 一〇〇年度		2010 九十九年度	
		Amount 金額	%	Amount 金額	%
REVENUES	營業收入				
Sales	銷貨收入	\$ 27,339,765	99	\$ 24,320,923	99
Other operating revenues	其他營業收入	300,884	1	282,195	1
Total revenues	營業收入合計	27,640,649	100	24,603,118	100
COSTS	營業成本				
Cost of goods sold	銷貨成本	22,115,164	80	19,592,662	80
Other operating costs	其他營業成本	59,269	-	59,820	-
Total costs	營業成本合計	22,174,433	80	19,652,482	80
GROSS PROFIT	營業毛利	5,466,216	20	4,950,636	20
OPERATING EXPENSES	營業費用				
Selling	推銷費用	1,140,866	4	970,771	4
General and administrative	管理及總務費用	3,135,861	11	2,995,888	12
Total operating expenses	營業費用合計	4,276,727	15	3,966,659	16
OPERATING INCOME	營業淨利	1,189,489	5	983,977	4
NONOPERATING INCOME AND GAINS	營業外收入及利益				
Equity in earning of equity-method investees, net	採權益法認列之投資淨益	1,148,081	4	1,669,760	7
Dividend income	股利收入	146,820	1	122,387	1
Gain on disposal of investments, net	處分投資淨益	4,962	-	-	-
Interest income	利息收入	1,605	-	1,212	-
Gain on disposal of property and idle assets, net	處分及報廢固定及閒置資產淨益	-	-	72,531	-
Other income	什項收入	98,475	-	97,335	-
Total nonoperating income and gains	營業外收入及利益合計	1,399,943	5	1,963,225	8
NONOPERATING EXPENSES AND LOSSES	營業外費用及損失				
Interest expense	利息費用	79,401	1	50,913	-
Impairment loss on financial assets carried at cost	以成本衡量之金融資產減損損失	38,500	-	12,470	-
Impairment loss on idle assets	閒置資產減損損失	-	-	32,931	-
Loss on disposal of property and idle assets, net	處分及報廢固定及閒置資產淨損	6,619	-	-	-
Other expenses	什項支出	78,662	-	83,883	1
Total nonoperating expenses and losses	營業外費用及損失合計	203,182	1	180,197	1
INCOME BEFORE INCOME TAX	稅前淨利	2,386,250	9	2,767,005	11
INCOME TAX EXPENSE	所得稅費用	243,135	1	199,862	1
NET INCOME	淨 利	\$ 2,143,115	8	\$ 2,567,143	10

(接次頁)

(Continued)

(承次頁)

		2011 一〇〇年度		2010 九十九年度	
		Before Tax	After Tax	Before Tax	After Tax
		稅前	稅後	稅前	稅後
EARNINGS PER SHARE (New Taiwan dollars)	每股盈餘				
Basic	基本每股盈餘	\$ 1.82	\$ 1.64	\$ 2.12	\$ 1.97
Diluted	稀釋每股盈餘	\$ 1.82	\$ 1.63	\$ 2.12	\$ 1.97

Pro forma information on the assumption that the Company's shares traded or held by subsidiaries are treated as investments instead of treasury stocks:

假設子公司持有母公司股票不視為庫藏股票而作為投資時之擬制資料稅後金額

		2011 一〇〇年度		2010 九十九年度	
		Before Tax	After Tax	Before Tax	After Tax
		稅前	稅後	稅前	稅後
EARNINGS PER SHARE (New Taiwan dollars)	每股盈餘				
Basic	基本每股盈餘	\$ 1.81	\$ 1.63	\$ 2.29	\$ 2.14
Diluted	稀釋每股盈餘	\$ 1.81	\$ 1.62	\$ 2.29	\$ 2.13

(Concluded)

STATEMENTS OF CHANGES IN STOCKHOLDERS' EQUITY 股東權益變動表

YEARS ENDED DECEMBER 31, 2011 AND 2010 民國一〇〇年及九十九年一月一日至十二月三十一日

(In Thousands of New Taiwan Dollars, Except Dividends Per Share) (單位：除每股現金股利為新台幣元外，係新台幣仟元)

		Capital Stock 股本		Capital Surplus 資本公積	
		Issued and Outstanding 普通股	Additional Paid- in Capital - Share Issuance in Excess of Par 股票發行溢價	Treasury Stock Transactions 庫藏股票交易	Long-term Investments 長期投資
BALANCE, JANUARY 1, 2010	九十九年一月一日餘額	\$ 12,123,259	\$ 2,175,718	\$ 964,467	\$ 384,643
Appropriation of prior year's earnings:	九十八年度盈餘分配				
Legal reserve	法定盈餘公積	-	-	-	-
Cash dividends - NT\$0.75 per share	現金股利－每股 0.75 元	-	-	-	-
Stock dividends – 2.5%	股票股利－ 2.5%	303,082	-	-	-
Adjustment due to subsidiaries' disposal of parent's stocks	子公司處分母公司股票之調整	-	-	249,059	-
Translation adjustments on long-term equity investments	外幣長期股權投資換算調整數	-	-	-	-
Impairment loss on revaluation increment	重估增值減損損失	-	-	-	-
Adjustment reported by equity-method investees	採權益法認列被投資公司調整	-	-	-	2
Adjustment arising from changes in percentage of ownership in investees	長期股權投資持股比例變動調整	-	-	-	(8,704)
Valuation gain on available-for-sale financial assets	備供出售金融資產未實現損益之變動	-	-	-	-
Net income in 2010	九十九年度淨利	-	-	-	-
BALANCE, DECEMBER 31, 2010	九十九年十二月三十一日餘額	12,426,341	2,175,718	1,213,526	375,941
Appropriation of prior year's earnings:	九十九年度盈餘分配				
Legal reserve	法定盈餘公積	-	-	-	-
Cash dividends - NT\$1.0 per share	現金股利－每股 1.0 元	-	-	-	-
Stock dividends - 6%	股票股利－ 6%	745,580	-	-	-
Translation adjustments on long-term equity investments	外幣長期股權投資換算調整數	-	-	-	-
Embedded conversion options derived from convertible bonds	認列可轉換公司債之權益組成要素	-	-	-	-
Adjustment reported by equity-method investees	採權益法認列被投資公司調整	-	-	-	(185)
Adjustment arising from changes in percentage of ownership in investees	長期股權投資持股比例變動調整	-	-	-	(10,819)
Valuation loss on available-for-sale financial assets	備供出售金融資產未實現損益之變動	-	-	-	-
Net income in 2011	一〇〇年度淨利	-	-	-	-
BALANCE, DECEMBER 31, 2011	一〇〇年十二月三十一日餘額	\$ 13,171,921	\$ 2,175,718	\$ 1,213,526	\$ 364,937

Stock Options 認股權	Retained Earnings 保留盈餘				Other Equity Adjustments 股東權益其他調整項目						Total Stockholders' Equity 股東權益合計
	Legal Reserve 法定盈餘公積	Special Reserve 特別盈餘公積	Unappropriated Earnings 未分配盈餘	Cumulative Translation Adjustments 累積換算調整數	Net Loss Not Recognized as Pension Cost 未認列為退休金 成本之淨損失	Unrealized			Treasury Stock 庫藏股票		
						Valuation Gains on Financial Instruments 金融商品 未實現利益	Unrealized Asset Revaluation Increment 未實現重估增值				
\$ -	\$ 1,525,328	\$ 1,000,564	\$ 1,968,212	\$ 139,364	(\$ 10,386)	\$ 3,192,918	\$ 883,944	(\$ 71,230)	\$ 24,276,801		
-	193,278	-	(193,278)	-	-	-	-	-	-		
-	-	-	(909,244)	-	-	-	-	-	(909,244)		
-	-	-	(303,082)	-	-	-	-	-	-		
-	-	-	-	-	-	-	-	-	34,460	283,519	
-	-	-	-	(32,692)	-	-	-	-	-	(32,692)	
-	-	-	-	-	-	-	(40,838)	-	-	(40,838)	
-	-	-	-	(480,887)	2,086	218,285	-	-	-	(260,514)	
-	-	-	-	-	-	-	-	-	-	(8,704)	
-	-	-	-	-	-	167,708	-	-	-	167,708	
-	-	-	2,567,143	-	-	-	-	-	-	2,567,143	
-	1,718,606	1,000,564	3,129,751	(374,215)	(8,300)	3,578,911	843,106	(36,770)	26,043,179		
-	256,713	-	(256,713)	-	-	-	-	-	-	-	
-	-	-	(1,242,634)	-	-	-	-	-	-	(1,242,634)	
-	-	-	(745,580)	-	-	-	-	-	-	-	
-	-	-	-	40,702	-	-	-	-	-	40,702	
108,930	-	-	-	-	-	-	-	-	-	108,930	
-	-	69,031	-	319,219	(12,649)	(261,963)	199	-	-	113,652	
-	-	-	-	-	-	-	-	-	-	(10,819)	
-	-	-	-	-	-	(159,052)	-	-	-	(159,052)	
-	-	-	2,143,115	-	-	-	-	-	-	2,143,115	
\$ 108,930	\$ 1,975,319	\$ 1,069,595	\$ 3,027,939	(\$ 14,294)	(\$ 20,949)	\$ 3,157,896	\$ 843,305	(\$ 36,770)	\$ 27,037,073		

STATEMENTS OF CASH FLOWS 現金流量表

YEARS ENDED DECEMBER 31, 2011 AND 2010 民國一〇〇年及九十九年一月一日至十二月三十一日

(In Thousands of New Taiwan Dollars) (單位：新台幣仟元)

		2011 一〇〇年度	2010 九十九年度
CASH FLOWS FROM OPERATING ACTIVITIES	營業活動之現金流量		
Net income	淨 利	\$ 2,143,115	\$ 2,567,143
Depreciation	折 舊	403,283	440,214
Amortization of deferred charges	攤 銷	3,204	5,061
Amortization of leasehold rights included in rental expense	租賃權益攤銷	74,822	74,822
Equity in earnings of equity-method investees, net	權益法認列之投資淨益	(1,148,081)	(1,669,760)
Cash dividends from equity-method investees	權益法評價之被投資公司發放現金股利	1,166,581	1,269,073
Impairment loss on financial assets carried at cost	以成本衡量之金融資產減損損失	38,500	12,470
Gain on disposal of investments, net	處分投資淨益	(4,962)	-
Recognized interest of bonds payable	應付公司債利息認列	31,199	-
Impairment loss on idle assets	閒置資產減損損失	-	32,931
(Gain) loss on disposal of property and idle assets, net	處分及報廢固定及閒置資產淨損(益)	6,619	(72,531)
Deferred income taxes	遞延所得稅	122,315	1,641
Increase in prepaid pension cost	預付退休金增加	(29,721)	(20,881)
Net changes in operating assets and liabilities	營業資產及負債之淨變動		
Notes receivable	應收票據	(23,252)	(2,196)
Accounts receivable	應收帳款	(250,501)	(924)
Related parties - notes and accounts receivable	應收關係人款項－帳款及票據	(11,028)	(4,474)
Related parties - other receivable	應收關係人款項－其他	(34,277)	31,190
Other receivables	其他應收款	(35,446)	14,071
Inventories	存 貨	(165,360)	8,719
Prepayments	預付款項	(60,655)	(113,171)
Other current assets	其他流動資產	(2,359)	1,429
Notes and accounts payable	應付票據及帳款	801,007	93,092
Related parties - accounts payable	應付關係人款項－帳款	20,721	6,830
Related parties - other payable	應付關係人款項－其他	(9,484)	17,434
Income tax payable	應付所得稅	(159,958)	198,220
Other payables	其他應付款	43,193	112,977
Advance receipts	預收款項	214,658	242,058
Other current liabilities	其他流動負債	111,044	160,737
Net cash provided by operating activities	營業活動之淨現金流入	3,245,177	3,406,175
CASH FLOWS FROM INVESTING ACTIVITIES	投資活動之現金流量		
Acquisition of investments accounted for by the equity method	取得採權益法之長期股權投資價款	(361,325)	(100,000)
Proceeds of the disposal of available-for-sale financial assets	處分備供出售金融資產價款	8,407	-
Proceeds of the disposal of property and idle assets	處分固定及閒置資產價款	598	139,026
Acquisition of property	購置固定資產價款	(4,955,966)	(3,510,006)
Increase in refundable deposits	存出保證金增加	(4,422)	(115)
Increase in other assets	其他資產－其他增加	(40,463)	(2,248)
Net cash used in investing activities	投資活動之淨現金流出	(5,353,171)	(3,473,343)

(接次頁)

(Continued)

(承前頁)

		2011 一〇〇年度	2010 九十九年度
CASH FLOWS FROM FINANCING ACTIVITIES	融資活動之現金流量		
Increase in short-term debts	短期借款增加	\$ 1,250,000	\$ 500,000
Increase (decrease) in short-term notes and bills payable	應付短期票券增加(減少)	399,812	(149,478)
Repayments of bonds issued	償還到期公司債	-	(500,000)
Issuance of bonds	發行公司債	2,493,658	1,000,000
Increase (decrease) in long-term borrowings	長期借款增加(減少)	(519,252)	137,751
Increase (decrease) in deposits received	存入保證金增加(減少)	2,683	(923)
Cash dividends	發放現金股利	(1,242,674)	(909,276)
Net cash provided by financing activities	融資活動之淨現金流入	<u>2,384,227</u>	<u>78,074</u>
NET INCREASE IN CASH	現金淨增加	276,233	10,906
CASH, BEGINNING OF YEAR	年初現金餘額	<u>289,824</u>	<u>278,918</u>
CASH, END OF YEAR	年底現金餘額	<u>\$ 566,057</u>	<u>\$ 289,824</u>
SUPPLEMENTAL CASH FLOW INFORMATION	現金流量資訊之補充揭露		
Interest paid	當年度支付利息	\$ 418,675	\$ 169,332
Less: Capitalized interest	減:資本化利息	<u>183,265</u>	<u>139,495</u>
Interest paid, excluding capitalized interest	不含資本化利息之當年度支付利息	<u>\$ 235,410</u>	<u>\$ 29,837</u>
Income tax paid	支付所得稅	<u>\$ 282,875</u>	<u>\$ 2</u>
NONCASH INVESTING AND FINANCING ACTIVITIES	不影響現金流量之投資及融資活動		
Adjustment to advance receipts and depreciation	預收裝修補助款沖減折舊	<u>\$ 76,990</u>	<u>\$ 95,151</u>
Adjustment to real estate received in advance and proceeds of the disposal of property	預收房地款(帳列預收款項)沖減處分固定資產價款	<u>\$ -</u>	<u>\$ 36,000</u>
Properties transferred to idle assets	固定資產轉列閒置資產	<u>\$ -</u>	<u>\$ 346,340</u>
Adjustment to impairment on revaluation increment, reserve for land value increment tax and unrealized asset revaluation increment	重估增值減損沖減土地增值稅準備及未實現重估增值	<u>\$ -</u>	<u>\$ 107,609</u>
Current portion of long-term borrowings	一年內到期之長期借款	<u>\$ -</u>	<u>\$ 995,898</u>
Reclassification of the credit balance on the carrying value of long-term investments to other liability	長期股權投資貸方餘額列為其他負債	<u>\$ -</u>	<u>\$ 14,589</u>
CASH PAID FOR ACQUISITION OF PROPERTY	購置固定資產支付現金		
Acquisition of property	固定資產增加	\$ 143,330	\$ 280,990
Acquisition of leasehold rights	租賃權益增加	1,687,384	1,712,316
Increase in construction in progress and prepayments for equipment	未完工程及預付設備款增加	5,898,398	1,364,426
(Increase) decrease in balance payable - property	應付工程設備款(增加)減少	(2,792,982)	170,149
(Increase) decrease in balance payable - property - related parties	應付工程設備款-關係人(增加)減少	<u>19,836</u>	<u>(17,875)</u>
		<u>\$ 4,955,966</u>	<u>\$ 3,510,006</u>

Concluded)

INDEPENDENT AUDITORS' REPORT

The Board of Directors and Stockholders Far Eastern Department Stores, Ltd.

We have audited the accompanying balance sheets of Far Eastern Department Stores, Ltd. (the "Company") as of December 31, 2011 and 2010, and the related statements of income, changes in stockholders' equity, and cash flows for the years then ended. These financial statements are the responsibility of the Company's management. Our responsibility is to express an opinion on these financial statements based on our audits.

We conducted our audits in accordance with the Rules Governing the Audit of Financial Statements by Certified Public Accountants and auditing standards generally accepted in the Republic of China. Those rules and standards require that we plan and perform the audit to obtain reasonable assurance about whether the financial statements are free of material misstatement. An audit includes examining, on a test basis, evidence supporting the amounts and disclosures in the financial statements. An audit also includes assessing the accounting principles used and significant estimates made by management, as well as evaluating the overall financial statement presentation. We believe that our audits provide a reasonable basis for our opinion.

In our opinion, the financial statements referred to above present fairly, in all material respects, the financial position of Far Eastern Department Stores, Ltd. as of December 31, 2011 and 2010, and the results of its operations and its cash flows for the years then ended, in conformity with the Guidelines Governing the Preparation of Financial Reports by Securities Issuers, requirements of the Business Accounting Law and Guidelines Governing Business Accounting relevant to financial accounting standards and accounting principles generally accepted in the Republic of China.

As stated in Note 3 to the financial statements, effective January 1, 2011, Far Eastern Department Stores, Ltd. changed its method for calculating depreciation expenses of the fixed assets obtained until 1998 from the fixed-percentage-of- declining method to the straight- line method.

As stated in Note 28 to the financial statements, the Ministry of Economic Affairs revoked the capital registration of a direct subsidiary of the Company, Pacific Liu Tong Investment Co., Ltd. The impact on the rights of Far Eastern Department Stores, Ltd. and subsidiaries and of the ownership of Pacific Liu Tong Investment Co., Ltd. as well as the settlement of this case will depend on the court's final judgment.

As stated in Note 29 to the financial statements, on February 13, 2012, the Taiwan Taipei District Court assigned Chen-Rong Chuan, Wang-Gong and Jian-Min Qiu as the temporary receivers of Pacific Liu Tong Investment Co. Ltd. Far Eastern Department Stores, Ltd., along with a number of other interested parties, have appealed against the ruling made by the Taiwan Taipei District Court of Taiwan. On February 29, 2012, the Department of Commerce completed the registration of the temporary receivership of Pacific Liu Tong Investment Co., Ltd.

We have also audited the consolidated financial statements of Far Eastern Department Stores, Ltd. and subsidiaries as of and for the years ended December 31, 2011 and have expressed a modified unqualified opinion thereon in our report dated March 22, 2012

Deloitte & Touche
Taipei, Taiwan
Republic of China

March 22, 2012

Notice to Readers

The accompanying financial statements are intended only to present the financial position, results of operations and cash flows in accordance with accounting principles and practices generally accepted in the Republic of China and not those of any other jurisdictions. The standards, procedures and practices to audit such financial statements are those generally accepted and applied in the Republic of China.

For the convenience of readers, the auditors' report and the accompanying financial statements have been translated into English from the original Chinese version prepared and used in the Republic of China. If there is any conflict between the English version and the original Chinese version or any difference in the interpretation of the two versions, the Chinese-language auditors' report and financial statements shall prevail. Also, as stated in Note 2 to the financial statements, the additional footnote disclosures that are not required under generally accepted accounting principles were not translated into English.

會計師查核報告

遠東百貨股份有限公司 公鑒：

遠東百貨股份有限公司民國一〇〇年及九十九年十二月三十一日之資產負債表，暨民國一〇〇年及九十九年一月一日至十二月三十一日之損益表、股東權益變動表及現金流量表，業經本會計師查核竣事。上開財務報表之編製係管理階層之責任，本會計師之責任則為根據查核結果對上開財務報表表示意見。

本會計師係依照會計師查核簽證財務報表規則及一般公認審計準則規劃並執行查核工作，以合理確信財務報表有無重大不實表達。此項查核工作包括以抽查方式獲取財務報表所列金額及所揭露事項之證據、評估管理階層編製財務報表所採用之會計原則及所作之重大會計估計，暨評估財務報表整體之表達。本會計師相信此項查核工作可對所表示之意見提供合理之依據。

依本會計師之意見，第一段所述財務報表在所有重大方面係依照證券發行人財務報告編製準則、商業會計法及商業會計處理準則中與財務會計準則相關之規定暨一般公認會計原則編製，足以允當表達遠東百貨股份有限公司民國一〇〇年及九十九年十二月三十一日之財務狀況，暨民國一〇〇及九十九年度之經營成果與現金流量。

如財務報表附註三所述，遠東百貨股份有限公司自民國一〇〇年一月一日起將民國八十八年度以前取得之固定資產其提列折舊方式由原定率遞減法改採用直線法。

如財務報表附註二八(六)所述，關於經濟部撤銷太平洋流通投資股份有限公司資本額登記乙案，對遠東百貨股份有限公司及其子公司歷次認購太平洋流通投資股份有限公司等私權爭議之影響，其最終結果尚待法院裁判認定。

如財務報表附註二九所述，臺灣臺北地方法院於民國一〇一年二月十三日以100年度司字第333號裁定選任陳榮傳、王弓及簡敏秋為太平洋流通投資股份有限公司之臨時管理人，遠東百貨股份有限公司及其他多名利害關係人不服，已於法定期間內向臺灣臺北地方法院提起抗告。經濟部商業司於民國一〇一年二月二十九日完成太平洋流通投資公司臨時管理人之變更登記。

遠東百貨股份有限公司已編製民國一〇〇年度之合併財務報表，並經本會計師出具修正式無保留意見之查核報告在案，備供參考。

勤業眾信聯合會計師事務所

會計師 葉淑娟

行政院金融監督管理委員會核准文號

金管證審字第0990031652號

會計師 施景彬

財政部證券暨期貨管理委員會核准文號

台財證六字第0920123784號

中 華 民 國 一 〇 一 年 三 月 二 十 二 日

Executive Officers / 高階主管



Chairman
徐旭東 Douglas Tong Hsu



Auditor Office
袁譽潔 Y. C. Yuan



President
徐雪芳 Nancy Hsu



VP of Administration Division
倪候昆 Hou Kun Ni



VP of Operation Division
劉志成 Chris Liu



VP of Merchandise Division
謝寬文 Kuan Wen Hsieh



VP of President's office
鄒德祥 Teh Hsiang Tsou



Management Team / 經營團隊

President's Office Managers / 總經理辦公室主管



Data Processing Center
李淑卿 Ivy Lee



Attorney at Law Director
方怡芬 Clair Fang



Development Dept.
陳錫嘉 George S.J. Chen



Labor Safety & Healeh Dept.
陳允容 Yun-Jung Chen



Store Managers / 分公司經理



FE21' Chiayi Store
林正中 Cheng-Chung Lin



Top City Taichung Store
藍卓成 C.C. Lan



FE21' Hualien Store
許俊明 Chun-Ming Hsu



Marketing Planning Dept.
莊見祥 C.S. Chuang



FE21' Banqiao Store
金寧 Monica King



FE21' Paoching Store
白明玉 Steven Bai



FE21' MegA Hsinchu Store
江天佐 Robert Chiang



FE21' MegA Tainan Store
毛鄧國 Chih Kuo Mao



FE21' MegA Kaohsiung Store
施智耀 Chin-Yao Shin



FE21' Taoyuan Store
吳道鏞 Dough Wu



MegA City Banqiao Store
林彰豐 Chang Li Lin

Management Team / 經營團隊

Merchandising Division Managers / 商品本部主管



E-Commerce Business
呂湘南 Benny Lu



Merchandise Development Dept.
辜俊琦 Chun-Chi Ku



Merchandise Planning Dept.
詹武哲 Steve Chan



International Boutique Dept.
詹萃華 Rebecca Chan



Men's / Children's Apparel Dept.
洪偉倫 Allen Hung



Food & Beverage Dept.
陳佑任 Peter Chen



Womwn's Fashion Dept.
許思涵 Rebecca Hsu



Home Electrical Appliances Dept.
余足美 Sophia Yu



Administration Division Managers / 管理本部主管



Construction Dept.
廖金賜 Chin-Shih Liao



Human Resources Dept.
劉麗玉 Lily Liu



Accounting Dept.
劉儀婷 Lily Liu




Investor Relations Dept.
湯治亞 James Tang



General Affairs Dept.
魏安邦 An-Pang Wei



Finance Dept.
曾治國 Greg Tseng



Management Team / 經營團隊

FEDS Investment (I) - Pacific Sogo Department Stores Co., Ltd.

遠百之投資 (I) - 太平洋崇光百貨



Chairman
黃晴雯 Sophia C. W. Huang



Vice Chairman
井上哲 Satoshi Inoue



Operation President
李光榮 Kuang-Jong Lee



Administration President
杜金森 Chin-Sen Tu



Management Team / 經營團隊

FEDS Investment (II) - Far Eastern AI MAI Co., Ltd.

遠百之投資 (II) – 愛買量販店



Chief Operation Officer
莊金龍 Tim Chuang



IT Director
顏瑞堂 Roger Yen



Merchandise Director
楊智傑 Jeff Yang



Merchandise Director
陳秀玲 Sally Chen



Human Resources Director
王玉如 Ruby Wang



Senior Manager
楊忠誠 Johnson Yang



Operation Director
羅步錦 Phil Lo



Management Team / 經營團隊

FEDS Investment (III) - Ya Tung Department Stores Co., Ltd.

遠百之投資 (III) – 亞東百貨



Chief Operation Officer
葉清水 C. S. Yeh



Store Operation Division
王汝中 Leon Wang



Vice President
張宗元 Edward Chang



Store Operation Division
羅中秀 Shirley Lo



Administration Division
黃書煒 S. W. Huan



Management Team / 經營團隊

FEDS Investment (IV) - Far Eastern Citysuper Ltd.

遠百之投資 (IV) – Citysuper



Chief Operation Officer
劉朝雄 Tony Liu



Life Division Manager
林品妙 Peggy Lin



Chief Financial Officer
張宗元 Edward Chang



Food Division Manager
楊土城 Tomson Yang

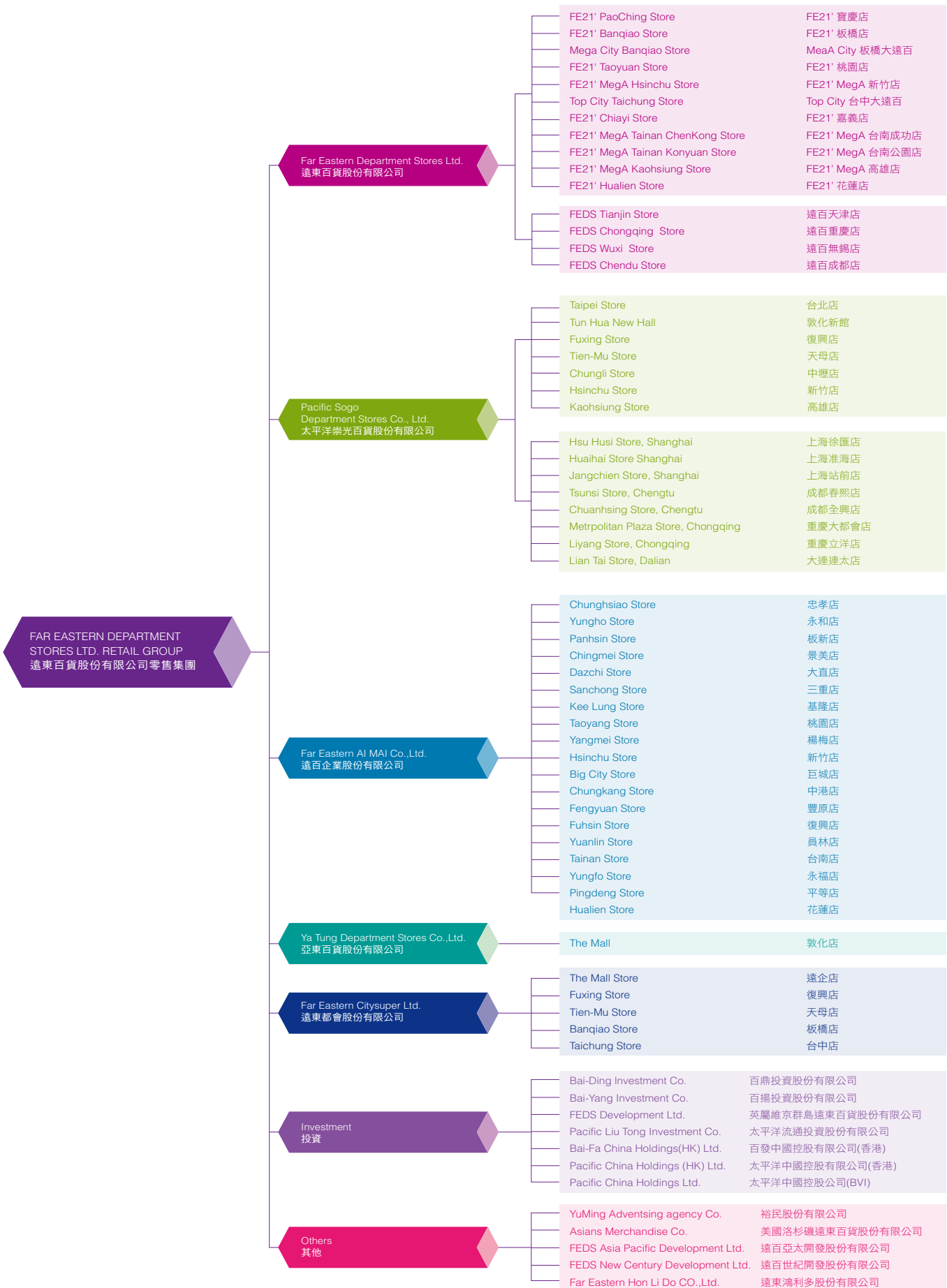


Store Operation Division
林曲祥 John Lin



Far Eastern Department Stores Ltd. Retail Group

遠東百貨股份有限公司—零售集團



Branch Stores of Far Eastern Department Stores Ltd. Retail Group 遠東百貨股份有限公司—零售集團各分公司

Branch Stores of Far Eastern Department Stores Ltd. 遠東百貨股份有限公司各分公司

- | | |
|------------------------------------|-----------------|
| 1 FE21' Paoching Store | FE21' 寶慶店 |
| 2 FE21' Banqiao Store | FE21' 板橋店 |
| 3 MeaA City Banqiao Store | Mega City 板橋大遠百 |
| 4 FE21' Taoyuan Store | FE21' 桃園店 |
| 5 FE21' MegA Hsinchu Store | FE21' MegA新竹店 |
| 6 Top City Taichung Store | Top City 台中大遠百 |
| 7 FE21' Chiayi Store | FE21' 嘉義店 |
| 8 FE21' MegA Tainan Chenkong Store | FE21' MegA台南成功店 |
| 9 FE21' MegA Tainan Konyuan Store | FE21' MegA台南公園店 |
| 10 FE21' MegA Kaohsiung Store | FE21' MegA高雄店 |
| 11 FE21' Hualien Store | FE21' 花蓮店 |

Subsidiaries of Far Eastern Department Stores Ltd. 遠東百貨股份有限公司子公司

Pacific Sogo Department Stores Co., Ltd. 太平洋崇光百貨股份有限公司

- | | |
|--------------------|------|
| 1 Taipei Store | 台北店 |
| 2 Fuxing Store | 復興店 |
| 3 Tun Hua New Hall | 敦化新館 |
| 4 Tien-Mu Store | 天母店 |
| 5 Chungli Store | 中壢店 |
| 6 Hsinchu Store | 新竹店 |
| 7 Big City Store | 巨城店 |
| 8 Kaohsiung Store | 高雄店 |

Far Eastern AI MAI Co., Ltd. 遠百企業股份有限公司

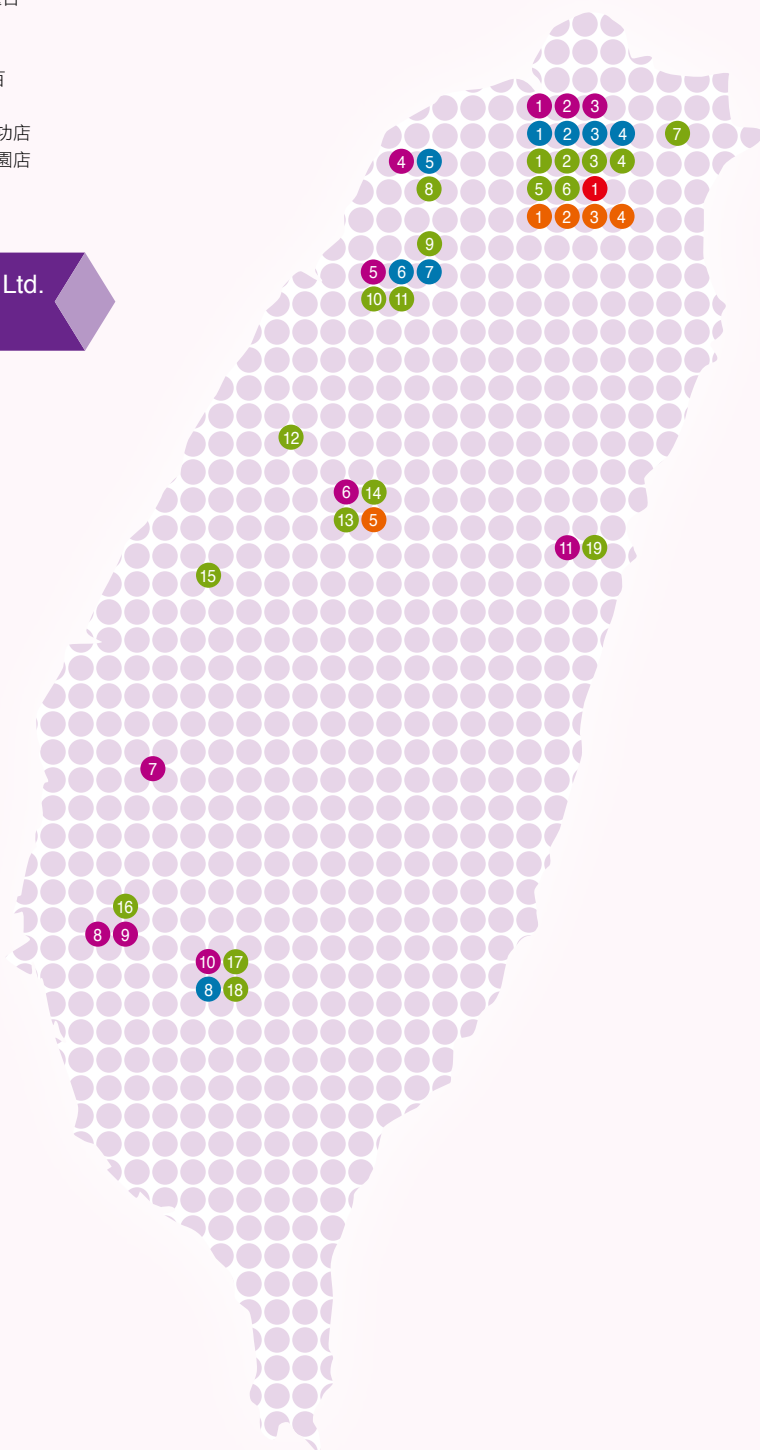
- | | |
|-------------------------|-------|
| 1 Chunghsiao Store | 忠孝分公司 |
| 2 Chingmei Store | 景美分公司 |
| 3 Panhsin Store | 板新分公司 |
| 4 Yungho Store | 永和分公司 |
| 5 Dazch Store | 大直分公司 |
| 6 Sanchung Store | 三重分公司 |
| 7 Kee Lung Store | 基隆分公司 |
| 8 Taoyang Store | 桃園分公司 |
| 9 Yangmei Store | 楊梅分公司 |
| 10 Hsinchu Store | 新竹分公司 |
| 11 Big City Store | 巨城分公司 |
| 12 Fengyuan HYPER Store | 豐原分公司 |
| 13 Yungfo Store | 永福分公司 |
| 14 Chungkang Store | 中港分公司 |
| 15 Yuanlin Store | 員林分公司 |
| 16 Tainan Store | 台南分公司 |
| 17 Fuhsin Store | 復興分公司 |
| 18 Pingdeng Store | 平等分公司 |
| 19 Hualien Store | 花蓮分公司 |

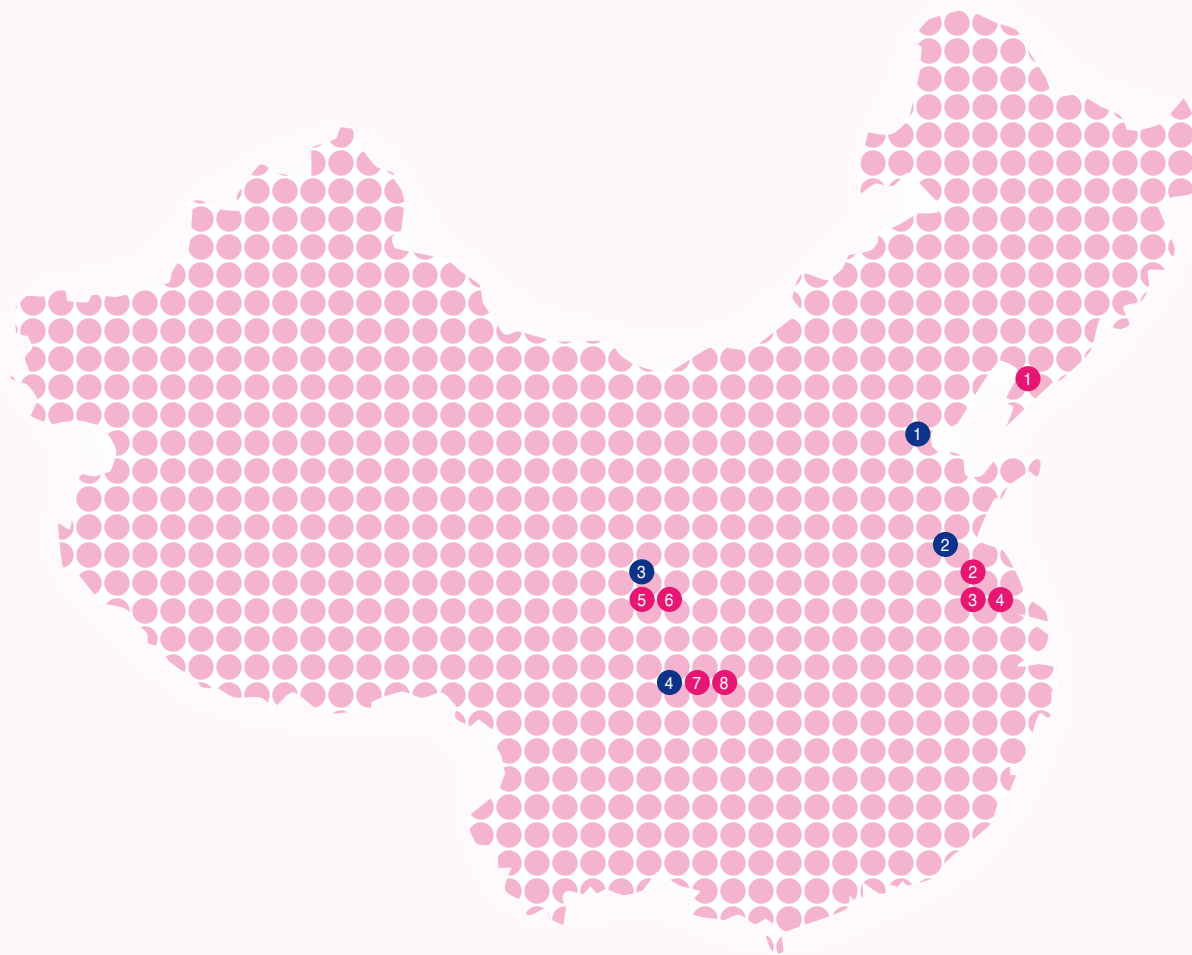
Ya Tung Department Store Co., Ltd. 亞東百貨股份有限公司

- 1 The Mall

Far Eastern Citysuper Ltd. 遠東都會股份有限公司

- | | |
|------------------|-----|
| 1 The Mall Store | 遠企店 |
| 2 Fuxing Store | 復興店 |
| 3 Tien-Mu Store | 天母店 |
| 4 Banqiao Store | 板橋店 |
| 5 Taichung Store | 台中店 |





Far Eastern Department Stores Co., Ltd. 遠東百貨股份有限公司

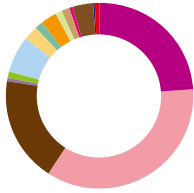
- | | |
|------------------------|-------|
| ① FEDS Tianjin Store | 遠百天津店 |
| ② FEDS Wuxi Store | 遠百無錫店 |
| ③ FEDS Chengtu Store | 遠百成都店 |
| ④ FEDS Chongqing Store | 遠百重慶店 |

Pacific Department Stores Co., Ltd. 太平洋百貨股份有限公司

- | | | | |
|-----------------------------|-------|---------------------------------------|--------|
| ① Lian Tai Store, Dalian | 大連連太店 | ⑤ Chuansing Store, Chengtu | 成都全興店 |
| ② Hsu Huei Store, Shanghai | 上海徐匯店 | ⑥ Tsunsi Store, Chengtu | 成都春熙店 |
| ③ Huaihai Store, Shanghai | 上海淮海店 | ⑦ Liyang Store, Chongqing | 重慶立洋店 |
| ④ Jangchien Store, Shanghai | 上海站前店 | ⑧ Metropolitan Plaza Store, Chongqing | 重慶大都會店 |

Unit: Million 單位：百萬

Retail Revenue 零售收入



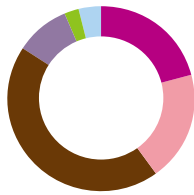
■ Far Eastern Department Stores Ltd. 遠東百貨公司 NT\$27,641 US\$913.00	■ Chongqing Metropolitan Plaza P.D.S. Co. 重慶大都會廣場太平洋百貨公司 NT\$3,269 US\$107.98
■ Pacific Sogo Department Stores Ltd. 太平洋崇光百貨公司 NT\$40,400 US\$1,334.43	■ Beijing Xidan Pacific Department S. Co. 北京西單太平洋百貨公司 NT\$1,328 US\$43.86
■ Far Eastern Ai Mai Ltd. 遠百企業公司 NT\$20,777 US\$686.28	■ Tianjin FEDS Limits., Co. 天津遠東百貨公司 NT\$1,351 US\$44.62
■ Ya Tung Department Stores Ltd. 亞東百貨公司 NT\$777 US\$25.66	■ Dalian Pacific Department Store Co.,Ltd 大連連太百貨有限公司 NT\$927 US\$30.62
■ Far Eastern City Super Ltd. 遠東都會公司 NT\$1,217 US\$40.20	□ Chongqing Liyang Department Store Co., Ltd 重慶市立洋百貨有限公司 NT\$0 US\$0.00
■ Shanghai Pacific Department Store Co. 上海太平洋百貨公司 NT\$7,317 US\$241.68	■ Chongqing Yuan Bai Department Stores Co. 重慶遠東百貨有限公司 NT\$3,923 US\$129.58
■ Chengdu Shangxia Pacific D. S. Co. 成都商廈太平洋百貨公司 NT\$2,833 US\$93.58	■ Wuxi Feds Co., Ltd. 無錫遠東百貨商場公司 NT\$534 US\$17.64
■ Chengdu Quanying Pacific D. S. Co. 成都全興大廈太平洋百貨公司 NT\$1,591 US\$52.55	■ Chengdu FEDS Co., Ltd. 成都遠東百貨有限公司 NT\$642 US\$21.21

Retail Income After Income Tax 零售稅後淨利



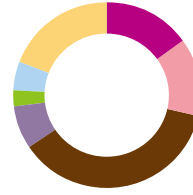
■ Far Eastern Department Stores Ltd. 遠東百貨公司 NT\$2,143 US\$70.78	■ Chongqing Metropolitan Plaza P.D.S. Co. 重慶大都會廣場太平洋百貨公司 NT\$309 US\$10.21
■ Pacific Sogo Department Stores Ltd. 太平洋崇光百貨公司 NT\$1,532 US\$50.60	■ Beijing Xidan Pacific Department S. Co. 北京西單太平洋百貨公司 NT\$80 US\$2.64
■ Far Eastern Ai Mai Ltd. 遠百企業公司 NT\$132 US\$4.36	■ Tianjin FEDS Limits., Co. 天津遠東百貨公司 (NT\$82) (US\$2.71)
■ Ya Tung Department Stores Ltd. 亞東百貨公司 (NT\$68) (US\$2.25)	■ Dalian Pacific Department Store Co.,Ltd 大連連太百貨有限公司 NT\$8 US\$0.26
■ Far Eastern City Super Ltd. 遠東都會公司 (NT\$87) (US\$2.87)	□ Chongqing Liyang Department Store Co.,Ltd 重慶市立洋百貨有限公司 NT\$0 US\$0.00
■ Shanghai Pacific Department Stores Co. 上海太平洋百貨公司 NT\$425 US\$14.04	■ Chongqing Yuan Bai Department Stores Co. 重慶遠東百貨有限公司 NT\$291 US\$9.61
■ Chengdu Shangxia Pacific D. S. Co. 成都商廈太平洋百貨公司 NT\$125 US\$4.13	■ Wuxi Feds Co., Ltd. 無錫遠東百貨商場公司 (NT\$237) (US\$7.83)
■ Chengdu Quanying Pacific D. S. Co. 成都全興大廈太平洋百貨公司 (NT\$6) (US\$0.20)	■ Chengdu FEDS Co., Ltd. 成都遠東百貨有限公司 (NT\$288) (US\$9.51)

Investment Revenue 投資收入



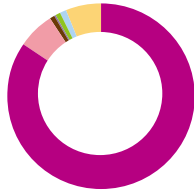
■ Bai Ding Investment CO. 百鼎投資公司 NT\$579 US\$19.12	■ Pacific China Holding (HK) Ltd. 太平洋中國控股(香港)公司 NT\$71 US\$(2.35)
■ Bai Yang Investment CO. 百揚投資公司 NT\$530 US\$17.51	■ Pacific China Holding Ltd. 太平洋中國控股公司 NT\$102 US\$3.37
■ Pacific Liutong Investment Co.,Ltd. 太平洋流通投資公司 NT\$1,221 US\$40.33	□ Bai-Fa China Holding (HK) Ltd. 百發中國控股公司 NT\$0 US\$0.00
■ Feds Development Ltd. 英屬維京群島遠東百貨公司 NT\$262 US\$8.65	□ Pacific(China) Investment Co., Ltd. 百發(中國)投資公司 NT\$0 US\$0.00

Investment Income After Income Tax 投資稅後淨利



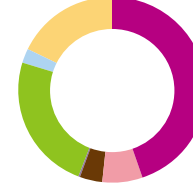
■ Bai Ding Investment CO. 百鼎投資公司 NT\$420 US\$13.87	■ Pacific China Holding (HK) Ltd. 太平洋中國控股(香港)公司 (NT\$78) (US\$2.58)
■ Bai Yang Investment CO. 百揚投資公司 NT\$377 US\$12.45	■ Pacific China Holding Ltd. 太平洋中國控股公司 (NT\$140) (US\$4.62)
■ Pacific Liutong Investment Co. Ltd. 太平洋流通投資公司 NT\$1,026 US\$33.89	□ Bai-Fa China Holding (HK) Ltd. 百發中國控股公司 NT\$0.00 NT\$0.00
■ Feds Development Ltd. 英屬維京群島遠東百貨公司 NT\$211 US\$6.97	■ Pacific(China) Investment Co.,Ltd 百發(中國)投資公司 (NT\$528) (US\$17.44)

Other Revenue 其他收入



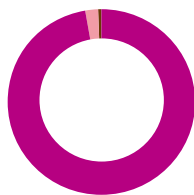
■ Feds Asia Pacific Development Ltd. 遠百亞太開發公司 NT\$322 US\$10.64	■ Asian Merchandise Company 美國洛杉磯遠東百貨公司 NT\$3 US\$0.10
■ Feds New Century Development Ltd. 遠百新世紀開發公司 NT\$25 US\$0.83	■ Chongqing Pacific Consultant & Management CO. 重慶太平洋商業管理諮詢公司 NT\$4 US\$0.13
■ Yu Ming Advertising Agency CO. 裕民公司 NT\$3 US\$0.10	■ Shanghai baiding Consultant & Management CO. 上海百鼎商業管理諮詢公司 NT\$23 US\$0.76
■ Far Eastern Hon Li Do CO.,Ltd. 遠東鴻利多公司 NT\$1 US\$0.03	□ Far Eastern Big City Shopping Malls Co., 遠東巨城購物中心 NT\$0 US\$0.00

Other Income After Income Tax 其他稅後淨利



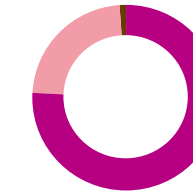
■ Feds Asia Pacific Development Ltd. 遠百亞太開發公司 NT\$160 US\$5.28	■ Asian Merchandise Company 美國洛杉磯遠東百貨公司 NT\$0 US\$0.00
■ Feds New Century Development Ltd. 遠百新世紀開發公司 NT\$25 US\$0.83	■ Chongqing Pacific Consultant & Management CO. 重慶太平洋商業管理諮詢公司 (NT\$85) (US\$2.81)
■ Yu Ming Advertising Agency CO. 裕民公司 NT\$14 US\$0.46	■ Shanghai baiding Consultant & Management CO. 上海百鼎商業管理諮詢公司 NT\$9 US\$0.30
■ Far Eastern Hon Li Do CO.,Ltd. 遠東鴻利多公司 NT\$1 US\$0.03	■ Far Eastern Big City Shopping Malls Co., 遠東巨城購物中心 (NT\$63) (US\$2.08)

Total Revenue 收入合計 NT\$117,531 US\$3,882.11



■ Retail Revenue 零售收入 NT\$114,527 US\$3,782.89	■ Others Revenue 其它收入 NT\$381 US\$12.59
■ Investment Revenue 投資收入 NT\$2,623 US\$86.63	

Total Net Income After Income Tax 稅後淨利合計 NT\$5,626 US\$185.81



■ Retail Revenue 零售收入 NT\$4,277 US\$141.26	■ Others Revenue 其它收入 NT\$61 US\$2.01
■ Investment Revenue 投資收入 NT\$1,288 US\$42.54	

Far Eastern Department Stores Ltd.
遠東百貨股份有限公司

Head Office 總公司
27, Pao Ching Rd., Taipei 100, Taiwan, R.O.C.
TEL:886-2-2381-6155-9 FAX:886-2-2382-1371
Web:www.feds.com.tw e-mail:service@feds.com.tw

FE21' Paoching Store FE21' 寶慶店
32, Pao Ching Rd., Taipei 100, Taiwan, R.O.C.
TEL:886-2-2381-6088 FAX:886-2-2314-0669

FE21' Banqiao Store FE21' 板橋店
152, Chung Shan Rd., Sec. 1, Banqiao Dist. 220, Taiwan, R.O.C.
TEL:886-2-8952-5678 FAX:886-2-8953-0009

Mega City Banqiao Store Mega City 板橋大遠百
No. 28, Xinzhan Rd., Banqiao Dist, 220 New Taipei City
TEL:886-2-7705-4168 FAX:886-2-7738-0167

FE21' Taoyuan Store FE21' 桃園店
20, Chung Cheng Rd., Taoyuan 330, Taiwan, R.O.C.
TEL:886-3-335-9811 FAX:886-3-338-0194

FE21' MegA Hsinchu Store FE21' MegA 新竹店
323, Shida Rd., Hsinchu 300, Taiwan, R.O.C.
TEL:886-3-523-3121-9 FAX:886-3-526-9413

Top City Taichung Store Top City 台中大遠百
No.105, Sec. 2, Taichung Prot Rd., Xitun Dist., Taichung City,
Taiwan
TEL:886-4-3702-2168 FAX:886-4-3702-7205

FE21' Chiayi Store FE21' 嘉義店
537, Chuei Yang Rd., Chiayi 600, Taiwan, R.O.C.
TEL:886-5-236-5137-47 FAX:886-5-236-5358

FE21' MegA Tainan ChenKong Store FE21' MegA 台南成功店
210, Chen Kong Rd., Tainan 700, Taiwan, R.O.C.
TEL:886-6-209-8999 FAX:886-6-209-7907

FE21' MegA Tainan Konyuan Store FE21' MegA 台南公園店
60, Konyuan Shida Rd., Tainan 700, Taiwan, R.O.C.
TEL:886-6-225-9101 FAX:886-6-225-9120

FE21' MegA Kaohsiung Store FE21' MegA 高雄店
21, Sando 4th Shida Rd., Kaohsiung 807, Taiwan, R.O.C.
TEL:886-7-972-8888 FAX:886-7-972-2845

FE21' Hualien Store FE21' 花蓮店
581, Heping Rd., Hualien 970, Taiwan, R.O.C.
TEL:886-3-835-5588 FAX:886-3-836-2720

FEDS Tianjin Store 遠百天津店
168, Nankai District, Tianjin, China
TEL:86-22-2727-1688 FAX:86-22-2735-2489

FEDS Chongqing Store 遠百重慶店
10 Yanghe Rd. Jiangbai, Chongqing, China
TEL:86-23-8918-0088 FAX:86-23-8911-8111

FEDS Wuxi Store 遠百無錫店
10 Yanghe Rd. Jiangbai, Chongqing, China
TEL:86-23-8918-0088 FAX:86-23-8911-8111

Chendu FEDS Co; Ltd. 遠百成都店
No.18, Royal Street East, Jinjiang District, Chengdu
TEL:86-28-6233-7777 FAX:86-28-8673-1044

Far Eastern Int'l Seles 洛杉磯遠東百貨公司
13360 East Firestone BLVD., #J.
SANTA FE SPRINGS, CA 90670, U.S.A.
TEL:1-562-404-7376 FAX:1-562-404-8663

Pacific Sogo Department Stores Co., Ltd.
太平洋崇光百貨股份有限公司

Taipei Store 台北店
No.45, Sec.4, Chung Hsiao E. Rd, Taipei, Taiwan, R.O.C.
TEL:886-2-2776-5555 FAX:886-2-2741-2869

Fuxing Store 復興店
No.300, Sec.3, Chung Hsiao E.Rd.
TEL:886-2-2776-5555 FAX:886-2-2778-1191

Tun Hua New Hall 敦化新館
No.246, Sec.1, Tun Hua South Road, Taipei, Taiwan, R.O.C.
TEL:886-2-2776-5555 FAX:886-2-2711-2632

Tien-Mu Store 天母店
NO.77, Sec 6, Zhongshan N. Rd., Taipei, Taiwan, R.O.C.
TEL:886-2-2834-5000 FAX:886-2-2834-7755

Chungli Store 中壢店
No.357, Yuan Hua Road, Chungli, Taiwan, R.O.C.
TEL:886-3-422-7000 FAX:886-3-422-1212

Hsinchu Store 新竹店
No.2, Ming Chu Road, Hsinchu, Taiwan, R.O.C.
TEL:886-3-522-7000 FAX:886-3-524-8888

Big City Store 巨城店
No.229, Zhongyang Rd., Hsinchu City 300, Taiwan, R.O.C.
TEL:886-3-623-8000 FAX:886-3-621-8801

Kaohsiung Store 高雄店
No.217, Sando 3th Road, Kaohsiungn, Taiwan, R.O.C.
TEL:886-7-338-1000 FAX:886-7-338-2000

Hsu Huei Store, Shanghai 上海徐匯店
No.932, Hengshan Road, Hsu Huei Dist, Shanghai
TEL:86-21-6407-8888 FAX:86-21-6469-6688

Huaihai Store, Shanghai 上海淮海店
No.333, Huai Hai Central Road, Luwan Dist, Shanghai
TEL:86-21-5306-8888 FAX:86-21-6385-9456

Jangchien Store, Shanghai 上海站前店
No.218, Tienmu W. Road, Zabei Dist, Shanghai
TEL:86-21-6381-8888 FAX:86-21-6381-6688

Tsunsu Store, Chengtu 成都春熙店
No.12, Tzongfu Road, Chengtu
TEL:86-28-8665-3388 FAX:86-28-8666-5281

Chuanhsing Store, Chengtu 成都全興店
No.68, Sec.2, Renming Center Road, Chengtu
TEL:86-28-8625-6688 FAX:86-28-8625-6656

Metropolitan Plaza Store, Chongqing 重慶大都會店
No.68, Zou Rong Road, Shapingba District, Chongqing
TEL:86-23-6371-0088 FAX:86-23-6372-0293

Address of Far Eastern Department Stores Ltd. Retail Group 遠東百貨股份有限公司零售集團各地分公司地址

Liyang Store, Chongqing 重慶立洋店
No.99, Xiaoxin Road, Yu Zhong District, Chongqing
TEL:86-23-6536-0088 FAX:86-23-6547-9081

Lian Tai Store, Dalian 大連連太店
No.19, Jie Fang Road, Yu Zhong Shan District, Dalian
TEL:86-411-230-6999 FAX:86-411-230-0023

Far Eastern AI MAI Co., Ltd. 遠百企業股份有限公司

Head Office 總公司
13F, 110 Yen Ping S. Rd., Taipei 100, Taiwan, R.O.C.
TEL:886-2-2361-3691 FAX:886-2-2371-5298

Kee Lung Store 基隆店
B1, No. 53, Shenxi Rd., Xinyi Dist, Keelung City
TEL:886-0800-089-899 FAX:886-2-2468-0522

Chunghsiao HYPER Store 忠孝店
B2/B3, Chunghsiao E. Rd., Sec.5, Taipei, Taiwan, R.O.C.
TEL:886-2-2528-9388 FAX:886-2-2528-9389

Dazhi Hyper Store 大直店
123, Ching-Yeh 3rd Rd., Taipei, Taiwan, R.O.C.
TEL:886-2-7701-5168 FAX:886-2-7701-5056

Chingmei HYPER Store 景美店
12, Ching St., Lane 30, Taipei 116, Taiwan, R.O.C.
TEL:886-2-2933-2088 FAX:886-2-931-8459

Panhsin HYPER Store 板新店
389, Sze Chuan Rd., Sec.1, Banqiao 220, Taiwan, R.O.C.
TEL:886-2-2956-9888 FAX:886-2-2956-9777

Yungho HYPER Store 永和店
56, Ming-Sheng Rd., Lane 46, Yungho, Taiwan, R.O.C.
TEL:886-2-2948-8988 FAX:886-2-2948-8993

Sanchong Store 三重店
No, 45, Lane 193, Zhongzheng N. Rd., Sanchong City,
Taipei County, Taiwan, R.O.C.
TEL:886-2-2988-3199 FAX:886-2-2988-8262

Taoyuan HYPER Store 桃園店
939, Chung Sang Rd., Taoyuan, Taiwan, R.O.C.
TEL:886-3-378-5688 FAX:886-3-378-3088

Yangmei HYPER Store 楊梅店
6, Chung Sang N. Rd., Lane 23, Sec.5, Yangmei, Taiwan, R.O.C.
TEL:886-3-481-6988 FAX:886-3-816-958

Hsinchu HYPER Store 新竹分公司
469, Gongdaowu Rd., Sec.2, Hsinchu 300, Taiwan, R.O.C.
TEL:886-3-5573-5566 FAX:886-3-275-2112

Big City Store 巨城店
No.229, Zhongyang Rd., Hsinchu City 300, Taiwan, R.O.C.
TEL:886-3-623-8000 FAX:886-3-621-8801

Yungfu HYPER Store 永福店
174, Ching Hai Rd., Sec.3, Taichung 400 Taiwan, R.O.C.
TEL:886-4-426-8568 FAX:886-4-463-0515

Fengyuan HYPER Store 豐原店
No.420, Shuiyuan Rd., Fengyuan Dist., Taichung City 420,
Taiwan, R.O.C.
TEL:886-4-3704-6999 FAX:886-4-2513-2189

Fuhsin HYPER Store 復興店
359, Fuhsin Rd., Sec.1, Taichung, Taiwan, R.O.C.
TEL:886-4-2265-8686 FAX:886-4-2324-7190

Chungkang HYPER Store 中港店
71, Chungkang Rd., Sec.2, Taichung, Taiwan, R.O.C.
TEL:886-4-2319-9883 FAX:886-4-327443

Yuanlin HYPER Store 員林店
90-100, Lane2, Chung-Cheng Rd., Yuanlin, Ghanghua
Taiwan, R.O.C.
TEL:886-4-836-1728 FAX:886-4-837-7199

Tainan HYPER Store 台南店
533, Chung Cheng S. Rd., Yung Kung, Tainan700, Taiwan, R.O.C.
TEL:886-6-254-2532 FAX:886-6-254-2997

Pingdeng HYPER Store 平等店
171, Pingdeng Rd., Kauhsung, Taiwan, R.O.C.
TEL:886-7-386-0600 FAX:886-7-919-190

Hualien Store 花蓮店
581, Heping Rd., Hualien 970, Taiwan, R.O.C.
TEL:886-3-890-9070 FAX:886-3-836-0058

Ya Tung Department. Stores Co., Ltd. 亞東百貨股份有限公司

Head Office 總公司
11F, 270, Tun Hwa S Rd., Sec.2, Taipei 106, Taiwan, R.O.C.
TEL:886-2-2377-6666 FAX:886-2-2377-5223

Taipei Store 台北店
203, Tun Hwa S Rd., Sec.2, Taipei 106, Taiwan, R.O.C.
TEL:886-2-2378-6666 FAX:886-2-2377-5223

Far Eastern Citysuper Ltd. 遠東都會股份有限公司

Head Office 總公司
7F, No. 64, Sec. 4, Ren-ai Rd., Da-an District, Taipei 106,
Taiwan, R.O.C.
TEL:886-2-7711-3288 FAX:886-2-7711-3289

Tun Hwa Store 敦化店
203, Tun Hwa S Rd., Sec.2, Taipei 106, Taiwan, R.O.C.
TEL:886-2-7711-3830 FAX:886-2-7711-3831

Fuxing Store 復興店
No. 300, Sec. 3, Chung Hsiao E.Rd. Taipei, Taiwan, R.O.C.
TEL:886-2-2776-5555 FAX:886-2-2778-1191

Tien-Mu Store 天母店
B1, No. 77, Sec 6, Chung-Hsan N. Road, Taipei, Taiwan, R.O.C.
TEL:886-2-7736-0766 FAX:886-2-7736-0765

Mega City Banqiao Store Mega City 板橋大遠百貨
No. 28, Xinzhan Rd., Banqiao Dist, New Taipei City
TEL:886-2-7705-4168 FAX:886-2-7738-0167

Top City Taichung Store Top City 台中大遠百貨
No.105, Sec. 2, Taichung Prot Rd., Xitun Dist., Taichung City, Taiwan
TEL:886-4-3702-2168 FAX:886-4-3702-7205

THE FAR EASTERN GROUP

THE FAR EASTERN GROUP (FEG) comprises 232 companies and institutions. Listed below are 52 of the more active operations in Taiwan, China, Singapore, Canada, Thailand, Vietnam, and etc. (* indicates the Group's 9 listed public companies)

***1) FAR EASTERN NEW CENTURY CORP. (FENC):**

renamed from Far Eastern Textile Ltd., a knitting factory founded in Shanghai in 1942, and the first textile company relocated to Taiwan in 1949. This leading provider of polyester and textile products in Taiwan has grown into a sizable entity with substantial holdings in equity investments and real estates. Consolidated revenues in 2011 were NT\$235.5 billion (US\$7.77 billion, using 2011 yearend rate NT\$30.28 = US\$1.0).

***2) ASIA CEMENT CORP. (ACC):**

founded in 1957, the most profitable cement company in Taiwan. Sales revenues reached NT\$10.5 billion (US\$346.8 million) in 2011 with net profit of NT\$10.1 billion (US\$333.6 million). Total annual cross-strait cement capacity will grow up to 50 million metric tons in 2015.

***3) FAR EASTERN DEPARTMENT STORES (FEDS):**

established in 1967, has retail chain stores in all major cities around the Island. Consolidated revenues in 2011 were NT\$114.7 billion (US\$3.78 billion).

***4) U-MING MARINE TRANSPORT CORP. (UMTC):**

Taiwan's largest bulk carrier with shipping capacity of 5.14 million DWT. UMTC has subsidiaries in both Hong Kong and Singapore and has acquired various international standard certifications, also formed strategic alliances with oil tanker and other shipping companies. Its outstanding operating result has won global recognition.

***5) ORIENTAL UNION CHEMICAL CORPORATION (OUCC):**

founded in 1975 to establish an EG and a gas plant on a 23-hectare area in the Lin Yuan Industrial Zone in Kaohsiung County. OUCC has been developing several specialty chemical products in recent years, and engaged in various investments in fine chemicals and bio-chemicals sector (C\$3 million investment in Sino-Canada Biotechnology Development Fund). Total revenues in 2011 amounted to NT\$13.87 billion (US\$458 million).

***6) EVEREST TEXTILE CO., LTD.:**

established in 1988 in Tainan, south of Taiwan, is a R&D oriented and vertically integrated textile manufacturer. Sales revenues in 2011 were NT\$6.35 billion (US\$209.7 million).

***7) FAR EASTERN INTERNATIONAL BANK (FEIB):**

inaugurated its banking operations in early 1992, was listed on Taiwan Stock Market in 1998, now with total assets exceeding US\$10 billion and 54 branches throughout Taiwan including one branch in Hong Kong. In 2009 FEIB acquired AIG's credit card business to reach the economies of scale and also acquired Chinfon Bank's 19 domestic operating units.

***8) FAR EASTONE TELECOMMUNICATIONS LTD. (FET):**

has been awarded several valuable licenses to provide 2G, 3G, WiMax, Internet and ISR, and local/domestic long-distance

land cable leased circuit services to Taiwan. Operations were launched on January 20, 1998. Total consolidated revenues for 2011 were NT\$ 75.7 billion (US\$2.5 billion) with revenue-producing customer exceeding 6.6 million. FET and China Mobile announced strategic cooperation agreement and share subscription in April 2009, which equity deal still awaits government approval.

***9) ASIA CEMENT (CHINA) HOLDINGS CORP. (ACCC):**

offshore subsidiary of ACC, was listed on the Main Board of the Stock Exchange of Hong Kong Limited on May 20, 2008. Consolidated revenues in 2011 were RMB8.2 billion and profit was RMB1.7 billion.

10) FAR EASTERN FIBERTECH CO., LTD. (FEFC):

founded in the 1Q of 1997 to produce "nylon 66", a durable, high-performance technical yarn.

11) ORIENTAL PETROCHEMICALS CORP. (OPC):

located at the Kuan Yin site of Taoyuan County to operate on PTA facility with a capacity of 1 million MT/year. Revenues for 2011 were NT\$35.3 billion (US\$1.17 billion).

12) AIR LIQUIDE FAR EASTERN LTD. (ALFE):

established in 1987, joint venture by FENC and France's L'Air Liquide for the production of industrial gases.

13) FREUDENBERG FAR EASTERN SPUNWEB CO., LTD.:

established in 1987, joint venture with Germany's Carl Freudenberg and Japan Vilene Co. for the production of non-woven fabrics and related high-tech polyester products.

14) YUAN DING CO., LTD.:

founded by FETL and ACC in 1984 as a real estate developer and a holding company for diversified businesses, such as YDT Technology International established in 2000, a professional CCTV producer and total solution provider for FEG and worldwide clients, plus Far Eastern Technical Consultant Co. founded in July 2001 to handle land development, project management, design, planning and other real estate consultant services.

15) FAR EASTERN GENERAL CONTRACTOR INC.:

established in 1982, a renowned A-Class contractor to handle the Group's as well as other local major construction projects.

16) ALBERTA & ORIENT GLYCOL COMPANY LIMITED:

FENC's joint venture with Dow Chemical and Petrochemical Industries Company of Kuwait, total investment amounts to C\$400 million, to produce ethylene glycol. Its plant locates in Red Deer, Alberta, Canada and commenced beneficial production in early September 1994.

17) FAR EASTERN INDUSTRIES (SHANGHAI) LTD. (FEIS):

FETL's wholly owned subsidiary, a vertically integrated polyester polymer plant which obtained a 'high-tech enterprise' status in Pudong, Shanghai during 3Q of 2000. Sales revenues in 2011 were RMB7.09 billion.

18) FAR EASTERN APPAREL (SUZHOU) CO., LTD.:

the first garment factory invested by FENC in Mainland China in 1996 to manufacture and sell knitting garments.

The Far Eastern Group

遠東集團

19) ORIENTAL INDUSTRIES (SUZHOU) LTD.:

initiated operations in September 2007 to produce industrial fabrics including SSP, HTY, tire cord, conveyor and etc. With annual capacity of industrial yarn reaching 60,000 tons and industrial fabric of 8,000 ton, the Company aims to become major supplier to Goodyear and other related companies.

20) FAR EASTERN INDUSTRIES (WUXI) LTD. (FEIW):

established in 2002, with capacity of 120,000 spindles, the Company mainly manufactures and sells processed pure cotton yarns, other natural fibers and synthetic fiber yarns.

21) ORIENTAL PETROCHEMICAL (SHANGHAI) CORPORATION (OPSC):

Spark Development Zone beside the Hangzhou Bay. OPSC commenced operation in April 2006. Revenues for 2011 were RMB5.53 billion.

22) SINO BELGIUM BEER (SUZHOU) LIMITED:

FENC's investment of US\$100 million and joint venture with Belgium's 253-year old Martens Brewery to brew beer packed in Coolerpak, a monolayer PET bottle with high gas barrier. The Martens Beer in CoolerPak is distributed by Martens Shanghai Limited.

23) FAR EASTERN APPAREL (VIETNAM) LTD.:

FENC's manufacturing site in Vietnam to produce knitting goods and apparels, supplier to world renowned brands such as Nike, Levis, Columbia, Carter's, etc.

24) NEW CENTURY INFOCOMM TECH CO., LTD. (NCIC):

was incorporated on June 1, 2000. NCIC merged Digital United (Seednet, the No. 2 ISP in Taiwan) in 2009. To prepare for service convergence, Far EasTone acquired NCIC in the end of 2010, aiming to enhance the business cooperation between its mobile and fixed-line components by group integration to provide more comprehensive telecom services as well as to reach long-term synergy in operating costs.

25) ARCOA COMMUNICATION CO., LTD. (ARCOA):

sells cellular phone units and other telecom equipment or accessories and provides related maintenance services. FET bought the shares of ARCOA and became its major shareholder in 2005. Aside from the organic business, ARCOA also provides MVNO services since 2006.

26) FAR EASTERN ELECTRONIC TOLL COLLECTION CO., LTD. (FETC):

consortium headed by Far EasTone, Teco, Mitac and Systex, was awarded the one and only license to provide freeway electronic toll collection services to Taiwan. Services were launched on February 10, 2006.

27) YA TUNG READY-MIXED CONCRETE CO., LTD.:

ACC's subsidiary formed in January 1999 to provide vertical integrated values and to have over 20 sales outlets throughout Taiwan.

28) CHIAHUI POWER CORPORATION:

established in 1996, ACC decided to invest in Chiahui Power in mid 1999. Annual capacity is designed to be 670 MW. Based on a 25-year contract, Chiahui sells all of its power generated to Taipower.

29) YUAN LUNG STAINLESS STEEL CORP.:

founded on September 9, 2005 with installed capacity of 130,000 MT annually to mainly produce cold-rolled stainless steel coil.

30) ASIA CEMENT (SINGAPORE) PTE.:

set up in 1965 in partnership with Singaporean investors, dealing with the procurement and sales of cement.

31) KOWLOON CEMENT CORPORATION LTD.:

set up in Hong Kong in 1986.

32) JIANGXI YADONG CEMENT COMPANY LIMITED:

ACCC's subsidiary set up in 1997 and cement plant in Jiangxi, began operations in September 2000, and with leading market share in Nanchang and Jiujiang. Current annual cement capacity of 8 million MT is expected to expand to 14 million MT in 2014.

33) SICHUAN YADONG CEMENT CO., LTD.:

ACCC's subsidiary set up in 2004, cement plant in Chengdu, Sichuan, began operations in December 2006. With current annual cement capacity of 6 million MT is the top two cement producer in Chengdu market.

34) HUBEI YADONG CEMENT CO., LTD.:

ACCC's subsidiary which began operation in May 2009, the largest cement plant in Wuhan, Hubei with current annual cement capacity of 4 million MT.

35) HUANGGANG YADONG CEMENT CO., LTD.:

ACCC's subsidiary which began operation in May 2010 in Huanggang, Hubei. Current cement annual capacity of 2 million MT is expected to double after building up another production line in future.

36) YANGZHOU YADONG CEMENT CO., LTD.:

ACCC's subsidiary, cement plant in Yangzhou, Jiangsu, began operations in June 2008. Current annual cement capacity is 2.7 million MT.

37) PACIFIC SOGO DEPARTMENT STORES:

established in 1987, currently operating with 8 branches in Taiwan, was acquired by FEG during the third quarter of 2002. 2011 revenues were NT\$40.4 billion (US\$1.33 billion).

38) PACIFIC CHINA HOLDINGS LTD.:

registered in British Virgin Island in 2011 with shareholders equity of US\$71.2 million and total assets of US\$182.4 million, acting as the holding company for Pacific SOGO's China operations, currently with 11 stores in Mainland China.

39) FAR EASTERN AI MAI CO., LTD.:

ranks among Taiwan's three largest hypermarkets, now operates with 17 stores around the Island. 2011 revenues were NT\$20.7 billion (US\$683.6 million).

40) YA TUNG DEPARTMENT STORE LTD.:

established by FEDS, manages and operates The Mall within Taipei Metro Complex opened since March 1994. The exquisite CitySuper lifestyle supermarket was introduced into Taiwan since end 2004 to provide top-quality products and services to high-end customers.

41) U-MING MARINE TRANSPORT (SINGAPORE) PTE LTD.:

established in January 1994 by U-Ming Marine Transport Corp. in Singapore with a capital of S\$150 million (US\$98.5 million) to further expand UMTC's international service network.

42) ORIENTAL SECURITIES CORP. (OSC):

a fully integrated securities house established in 1979, offers comprehensive wealth management services to individual customers. OSC established Oriental Securities Investment Advisory Co., Ltd. in 1999 to offer clients and investors even more sophisticated wealth management information and investment planning services.

43) FAR EASTERN INTERNATIONAL LEASING CORP.:

established in 1998, jointly owned by FETL, ACC and FEDS with a capital of NT\$3.96 billion to handle leasing, installment payment, local factoring and other related businesses.

44) DEUTSCHE FAR EASTERN ASSET MANAGEMENT COMPANY LIMITED:

opened in June 2001 with a capital of NT\$400 million, FEG's joint venture with Deutsche Bank AG to build a new investment management business, now manages 6 mutual funds totaling NT\$14.6 billion.

45) DING DING INTEGRATED MARKETING SERVICE CO. (DDIM):

launched FEG HAPPY GO bonus points program in January 2005, making DDIM the pioneer of cross-channel bonus points in Taiwan, total members exceeded 9.8 million in July 2012. DDIM also rolled out GOHAPPY e-commerce service in June 2007.

46) SHANGRI-LA'S FAR EASTERN PLAZA HOTEL, TAIPEI:

the 422-room, 5-star hotel located at Taipei Metro Complex managed by the Shangri-La International Group, is considered one of best hotels in Asia. The 336-room Shangri-La's Far Eastern Plaza Hotel, Tainan was opened on March 23, 2009.

47) FAR EASTERN MEMORIAL FOUNDATION (FEMF):

established by FEG late Founder Mr. Y. Z. Hsu and his late younger brother Mr. W. Y. Hsu in memory of their beloved father, Mr. Yuan-Ze Hsu, is a non-profit institution dedicated to the promotion of cultural, educational, scientific and technological activities through program sponsorships.

48) FAR EASTERN MEDICAL FOUNDATION:

extended from FEMF in 1977, established the Far Eastern Memorial Hospital and Far Eastern United Clinical Centers.

49) FAR EASTERN Y. Z. HSU SCIENCE & TECHNOLOGY MEMORIAL FOUNDATION:

set up in 2001 by the Far Eastern Group in memory of its late Founder Mr. Y. Z. Hsu to mainly sponsor high-tech research and development.

50) FAR EASTERN MEMORIAL HOSPITAL (FEMH):

located at Panchiao, a 1,102-bed, full-service medical center serving the general public since April 1981. The Hospital together with its Far Eastern United Clinical Centers established in 1988 in downtown Taipei formed a cooperative alliance with National Taiwan University Hospital in mid 1999. FEMH was upgraded to medical center status in 2006 and received "National Quality Award" in March 2008. A second wing is now under construction with an additional 1,000 beds scheduled to finish in early 2013.

51) YUAN ZE UNIVERSITY (YZU):

established in 1989, comprises Colleges of Engineering, Management, Informatics, Humanities and Social Science, plus School of Lifelong Education, aims to cultivate specialists in technology and management. R&D Center for the Far Eastern Group was established in 1993 to reinforce research cooperation and cooperative project service for local enterprises. YZU was evaluated by the Education Ministry as the best University in general education in 2000.

52) ORIENTAL INSTITUTE OF TECHNOLOGY (OIT):

founded in 1969, is a four-year polytechnic institute offering courses in mechanical engineering, materials and textile science, electrical engineering, electronic engineering, industrial engineering and management, fashion business, industrial design, and the management in health care.

Group Profile 集團名錄

Diversified Management Teams Working Together to Improve People's Lives

遠東集團由 232 家關係企業和非營利機構共組而成，以下依經營領域別，名列其中較具規模或代表性的 52 家，包括 9 家股票上市公司 (8 家在台灣，1 家在香港，以星號 * 表示)。

Petrochemical Business 石油化學業

*Oriental Union Chemical Coporation
東聯化學股份有限公司
13F, No. 101, Fu-Hsing North Road,
Taipei, Taiwan
台北市復興北路 101 號 13 樓
TEL: 886-2-27193333
URL: www.oucc.com.tw
Funded: 1975

Oriental Petrochemical (Taiwan) Co., Ltd.
亞東石化股份有限公司
No. 47, Ching Chien 4th Road, Kuanyin
Industrial District, Kuanyin Hsiang,
Taoyuan County, Taiwan
桃園縣觀音鄉觀音工業區經建四路 47 號
TEL: 886-3-2729588
Funded: 1987

Air Liquide Far Eastern Ltd.
亞東工業氣體股份有限公司
5F, No. 245, Sec 1, Tun Hwa South
Road, Taipei, Taiwan
台北市大安區敦化南路一段 245 號 5 樓
TEL: 886-2-87733318
URL: www.airliquide.com/en/
corporate/about/overview/ind
Funded: 1987

Alberta & Orient Glycol Company Ltd.
A&O
P.O Box 5501. Red Deer, Alberta,
Canada
台北市大安區敦化南路一段 245 號 5 樓
TEL: 1-403-8857215
Funded: 1994

Oriental Petrochemical (Shanghai)
Coporation
亞東石化 (上海) 有限公司
No. 133, Baisha Road, Spark
Development Zone, Pudong, Shanghai
201419 China
中國上海市浦東星火開發區白沙路 133 號
TEL: 86-21-57585780
URL: www.opsc.com.cn
Funded: 2003

Chahui Power Coporation
嘉惠電力股份有限公司
No. 688, Sung-tsi-chiao, Snug Shan
Village, Ming-Hsiung, Chia-Yi County,
Taiwan
嘉義縣民雄鄉松山村松子腳 688 號
TEL: 886-5-2721129
Funded: 1996

Textile & Synthetic Fiber Business 聚酯化纖業

*Far Eastern New Century Co., Ltd.
遠東新世紀股份有限公司
36F, No. 207, Tun Hwa South Road,
Sec.2, Taipei, Taiwan
台北市敦化南路二段 207 號 36 樓
TEL: 886-2-2733-8000
URL: www.fenc.com
Funded: 1954

*Everest Textile Co., Ltd.
宏遠興業股份有限公司
No. 256 Ming Ho Tsun, Shansan
Hsiang Tainan City, Taiwan
台南縣山上鄉明和村 256 號
TEL: 886-6-5782561
URL: www.everest.com.tw
Funded: 1988

Far Eastern Fibertech Co., Ltd.
遠東先進纖維股份有限公司
No. 17, Industrial 5th Road, Kuan Yin
Industrial Park, Kuan Yin, Taoyuan
County, Taiwan
桃園縣觀音鄉觀音工業區工業五路 17 號
TEL: 886-3-4837116
URL: www.fefc.com.tw
Funded: 1995

Fredenberg Far Eastern Spunweb Co., Ltd.
科德寶遠東股份有限公司
No. 38, Lun Din, Shi Hai Village,
Tayuan, Taoyuan County, Taiwan
桃園縣大園鄉溪海村命頂路 38 號
TEL: 886-3-3841200
URL: www.fredenberg.com
Funded: 1987

Far Eastern Industries (Shanghai) Ltd.
遠紡工業 (上海) 有限公司
33F, Bao An Tower, 800, Dongfang
Road, Pudong New Area, Shanghai
200122, China
中國上海市浦東新區東方路 800 號寶安
大廈 33 樓
TEL: 86-21-68751888
URL: www.feis.com.cn
Funded: 1996

Far Eastern Apparel (Suzhou) Co., Ltd.
遠東服裝 (蘇州) 有限公司
No. 88, Tian Ling Rd., Wuzhong
Economic Development District, Su
Zhou 215128, China
中國江蘇省蘇州市吳中經濟開發區天靈
路 88 號

TEL: 86-512-65621888
URL: www.feasz.com
Funded: 1996

Oriental Industries (Suzhou) Co., Ltd.
亞東工業 (蘇州) 有限公司
No. 1688, Yin Zhong South Road,
He Dong Industrial Park, Wu Zhong
Economic Development District,
Suzhou 215124, China
中國江蘇省蘇州市吳中經濟開發區河東
工業園尹中南路 1688 號
TEL: 86-512-65951888
URL: www.otiz.com.cn
Funded: 2005

Far Eastern Industries (Wuxi) Co., Ltd.
遠紡工業 (無錫) 有限公司
No. 20, XinZhou Load, WuXi Jiangsu
241028, China
中國江蘇省無錫市新區新洲路 20 號
TEL: 86-510-85341888
URL: www.feiw.com.cn
Funded: 2002

Sino Belgium Beer (Suzhou) Co., Ltd.
中比啤酒 (蘇州) 有限公司
No. 6, Hengshan Road, New District,
Suzhou Jiangsu Province 215009,
China
中國江蘇省蘇州市新區橫山路 6 號
TEL: 86-512-68231888
Funded: 2007

Chahui Power Coporation
遠東服裝 (越南) 公司
No. 46, Dai Lo Tu Do, Vietnam
Singapore Industrial Park, Thuan
An District, Binh Duong Province,
Vietnam.
TEL: 84-650-3782260
Funded: 2007

Cement and Building Material Business 水泥建材業

*Asia Cement Corporation
亞洲水泥股份有限公司
30~31F, No. 207, Tun Hwa South RD.,
Sec. 2, Taipei, Taiwan
台北市大安區敦化南路二段 207 號
30、31 樓
TEL: 886-2-27338000
URL: www.asiacement.com.tw
Funded: 1957

***Asia Cement (China) Holdings Co., Ltd.**
 亞洲水泥 (中國) 控股公司
 11F, Lippo Leighton Tower, 103
 Leighton Road, Causeway Bay, Hong
 Kong
 香港銅鑼灣禮頓道 103 號力保禮頓大廈
 11F
 TEL: 852- 25771061
 Funded: 2004

**Ya Tung Ready-Mixed Concrete
 Coporation**
 亞東預拌混凝土股份有限公司
 No. 139, Sec. 1, Da-Tung Rd. Shi-Chi
 City, New Taipei City, Taiwan
 台北縣汐止市大同路一段 139 號
 TEL: 886-2-86923315
 URL: www.yatung.com.tw
 Funded: 1978

Yuan Long Stainless Steel Coporation
 遠龍不銹鋼股份有限公司
 No. 28, Da-Ye S. Road, Lin-Hai
 Industrial Park Hsiao-Kang, Kaohsiung
 City, Taiwan
 高雄市小港區大業南路 28 號
 TEL: 886-7-9757988
 Funded: 2005

**Asia Cement (Singapore) Private
 Limited**
 亞洲水泥 (新加坡) 私人有限公司
 5 Little Road #09-01 Cemtex Industrial
 Building Singapore 536983
 TEL: 65-62828733
 Funded: 1964

Kowloon Cement Co., Ltd
 九龍英泥有限公司
 11/F, Lippo Leighton Tower, 103
 Leighton Road, Causeway Bay, Hong
 Kong
 香港銅鑼灣禮頓道 103 號力寶大廈 11
 字樓
 TEL: 852-25776560
 Funded: 1992

Jangxi Yadong Cement Co., Ltd.
 江西亞東水泥有限公司
 No. 6, Ya Dong Road, Ma-Tou
 Town, Rui-Chang City, Jiangxi Province
 332207, China
 中國江西省瑞昌市碼頭鎮亞東大道 6 號
 TEL: 86-792-4886990
 Funded: 1997

Sichuan Yadong Cement Co., Ltd.
 四川亞東水泥有限公司
 No. 66 Anpeng Road, Tianpeng Town,
 Pengzhou, Chengdou City, Sichuan
 611930, China
 中國四川省成都市彭州市天彭鎮安彭路
 66 號
 TEL: 86-28-83731000
 Funded: 2004

Hubei Yadong Cement Co., Ltd.
 湖北亞東水泥有限公司
 No.66 Ya Dong Avenue, Pingjiang
 West Road, Yangluo Economic
 Development Zone, Wuhan City,
 Hubei 430415, China
 湖北省武漢市新洲區陽邏經濟開發區平
 江西路亞東大道 66 號
 TEL: 86-27-86980895
 Funded: 2005

Huanggang Yadong Cement Co., Ltd.
 黃岡亞東水泥有限公司
 No. 13, New Street, Tianjia, Town,
 Wuxue City, Hubei 435406, China
 中國湖北省武穴市田家鎮田鎮新街 13
 號
 TEL: 86-713-6543008
 Funded: 2006

Yangzhou Yadong Cement Co., Ltd.
 揚州亞東水泥有限公司
 No. 108, Gudu Road, Balitown,
 Yangzhou City, Jiangsu 25531, China
 中國江蘇省揚州市維揚路 108 號開發大
 廈附樓
 TEL: 86-514-87529000
 Funded: 2006

Retail Business 百貨零售業

***Far Eastern Department Store Co., Ltd.**
 遠東百貨股份有限公司
 2-7F & 10F, No. 27, Pao Ching
 Road, Taipei, Taiwan
 台北市寶慶路 27 號 2-7 樓及 10 樓
 TEL: 886-2-23816155
 URL: www.feds.com.tw
 Funded: 1967

Pacific SOGO Department Store. Co., Ltd.
 太平洋崇光百貨股份有限公司
 No. 45, Chung Hsiao E. Road, Sec. 4,
 Taipei, Taiwan
 台北市忠孝東路四段 45 號
 TEL: 886-2-27765555
 URL: www.sogo.com.tw
 Funded: 1987

Pacific China Holdings (BVI)
 太平洋中國控股有限公司 (BVI)
 Caribbean Corporate services Limited,
 Omar Hodge Building, Wickhams Cay
 1, P.O. Box 362 Road Town, Tortola
 Funded: 1996

Pacific China Holdings (HK)
 太平洋中國控股有限公司 (HK)
 12/F China Merchants Tower
 connaught RD central HK
 香港干諾道 168-200 號信德中心招商局
 大廈 12 樓
 Funded: 2002

Far Eastern Ai Mai Co., Ltd.
 遠百企業股份有限公司
 5F, No. 110, Yen Ping South Road
 ,Taipei ,Taiwan
 台北市延平南路 110 號 5F
 TEL: 886-2-23613691
 URL: www.fe-amart.com.tw
 Funded: 1985

Ya Tung Department Store Ltd.
 亞東百貨股份有限公司
 No. 203, Tun Hwa South Road, Sec. 2
 Taipei, Taiwan
 台北市敦化南路二段 203 號
 TEL: 886-2-23776666
 URL: www.themall.com.tw
 Funded: 1972

**Ding Ding Integrated Marketing
 Services.Ltd.**
 鼎鼎聯合行銷股份有限公司
 4F, No. 92, Tun Hwa South Road, Sec.
 2 Taipei, Taiwan
 台北市敦化南路二段 92 號 4 樓
 TEL: 886-2-77113636
 URL: www.happygocard.com.tw
 Funded: 2004

Financial Services Business 金融服務業

***Far Eastern International Bank**
 遠東國際商業銀行股份有限公司
 26-27F, No. 207 Tun Hwa South Road.
 Sec.2, Taipei, Taiwan
 台北市敦化南路二段 207 號 26、27 樓
 TEL: 886-2-23786868
 URL: www.feib.com.tw
 Funded: 1992

Orinetal Securites Coporation
 亞東證券股份有限公司
 2-5F, No. 86, Chung King South Road,
 Sec. 1, Taipei, Taiwan
 台北市重慶南路一段 86 號 2-5 樓
 TEL: 886-2-23618600
 URL: www.soc.com.tw
 Funded: 1978

**Far Eastern International Leasing
 Coporation**
 遠銀國際租賃股份有限公司
 5F, No. 108, Section 5 Nan King East
 Road, Taipei, Taiwan
 台北市南京東路五段 108 號 5 樓
 TEL: 886-2-27455038
 URL: www.fe.com.tw
 Funded: 1998

Group Profile 集團名錄

Deutsche Far Eastern Asset Management Co., Ltd.
德銀遠東證券投資信託股份有限公司
7F, No. 207, Tun Hua S. Road
Sec.2, Taipei, Taiwan
台北市大安區敦化南路二段 207 號 7 樓
TEL: 886-2-2377-7717
URL: www.dws.com
Funded: 2001

Sea/Land Transportation Business 海陸運輸業

*U-Ming Marine Transport Corp.
裕民航運股份有限公司
29F, No. 207, Tun Hwa South Road,
Sec.2, Taipei, Taiwan
台北市敦化南路二段 207 號 29 樓
TEL: 886-2-27338000
URL: www.uming.com.tw
Funded: 1968

U-Miing Marine Transport (Singapore)
Private Coporation
裕民航運 (新加坡) 私人有限公司
5 Little Read #02-01 Cemtex Industrial
Building Singapore
台北市敦化南路二段 168 號 5 樓
TEL: 65-6-2899397
URL: www.uming.com.tw
Funded: 1994

Communications & Internet Business 通訊網路業

*Far Eastone Telecommunication Co. Ltd.
遠傳電信股份有限公司
No. 468, Ruei-Guang Road, Taipei,
Taiwan
台北市瑞光路 468 號
TEL: 886-2-772335000
URL: www.fetnet.net
Funded: 1997

New Century InfoComm Tech Co., Ltd.
新世紀資通股份有限公司
No. 218, Rueiguang Road, Taipei,
Taiwan
台北市瑞光路 218 號
TEL: 886-2-77008888
URL: www.sparq.com.tw
Funded: 1997

Arcoa Communication Co., Ltd.
全虹企業股份有限公司
10F-1, No. 14, Alley. 609, Chongsin
Road, Sec. 5, Sanchong, New Taipei
City, Taiwan
新北市三重區重新路五段 609 巷 14 號
10 樓之 1
TEL: 886-2-87910909
URL: www.arcoa.com.tw
Funded: 1981

Far Eastern Electronic Toll Collection Co., Ltd.
遠通電收股份有限公司
2F, No. 419, Ruei Guang Road, Taiwan
台北市瑞光路 419 號 2 樓
TEL: 886-2-77106666
URL: www.fetc.net.tw
Funded: 1981

Construction Business 營造建築業

Yuan -Ding Co., Ltd
遠鼎股份有限公司
32F, No. 207, Tun Hwa South Road,
Sec.2, Taipei, Taiwan
台北市敦化南路二段 207 號 32 樓
TEL: 886-2-27363033
URL: www.ydc.com.tw
Funded: 1984

Far Eastern General Construction Inc.
遠揚營造工程股份有限公司
5F, No. 267, Sec.2, Tun Hwa South
Road, Taipei, Taiwan
台北市敦化南路二段 267 號 5 樓
TEL: 886-2-23788008
URL: www.fegc.com.tw
Funded: 1982

Tourist Hotel Business 觀光旅館業

Far Eastern Plaza Hotel , Taipei
香格里拉台北遠東國際大飯店
No. 201, Tun Hwa South Road,
Sec.2, Taipei, Taiwan
台北市敦化南路二段 201 號
TEL: 886-2-23788888
URL: www.feph.com.tw
Funded: 1978

Social Responsibilities 社會公益事業

Far Eastern Memorial Foundation
徐元智先生紀念基金會
38F, No. 207, Tun Hwa South Road,
Sec.2, Taipei, Taiwan
台北市敦化南路二段 207 號 38 樓
TEL: 886-2-27338000
URL: www.feidad.org
Funded: 1976

Far Eastern Medical Foundation
徐元智先生醫藥基金會
31F, No. 207, Tun Hwa South Road,
Sec.2, Taipei, Taiwan
台北市敦化南路 2 段 207 號 31 樓
TEL: 886-2-27338000
Funded: 1977

Far Eastern Y.Z. Hsu Science &
Technology Memorial Foundation

徐有庠先生紀念基金會
38F, No. 207, Tun Hwa South Road,
Sec.2, Taipei, Taiwan
台北市敦化南路 2 段 207 號 38 樓
TEL: 886-2-27338000
URL: www.feg.com.tw/yzhsu/
Funded: 2001

Far Eastern Memorial Hospital
亞東紀念醫院
No. 21, Nanya South Road, Sec. 2,
Banchiau, New Taipei City, Taiwan
台北縣板橋市南雅南路二段 21 號
TEL: 886-2-89667000
URL: www.femh.org.tw
Funded: 1981

Yuan Ze University
元智大學
No. 135, Yuan-Tung Rd., Chung-Li,
Taoyuan County, Taiwan
桃園縣中壢市遠東路 135 號
TEL: 886-3-4638800
URL: www.yzu.edu.tw
Funded: 1987

Orinetal Institute of Technology
亞東技術學院
No. 58, Schuan Road, Banchiau, New
Taipei City, Taiwan
新北市板橋區四川路 58 號
TEL: 886-2-77380145
URL: www.oit.edu.tw
Funded: 1968



誠勤樸慎創新

— SINCERITY · DILIGENCE · THRIFT · PRUDENCE · INNOVATION —



MegaCity^{板橋} 大遠百 TopCity^{台中} 大遠百

WONDERFUL LIFE



FAR EASTERN DEPARTMENT STORES LTD.

27 Pao Ching Rd., Taipei 100, Taiwan. R.O.C.

TEL:(02)2381-6155~9 FAX:(02)2382-1371

WEB: www.feds.com.tw e-mail: service@feds.com.tw