



遠東百貨股份有限公司 九十八年度年報
 FAR EASTERN DEPARTMENT STORES LTD.

遠東百貨股份有限公司·九十八年度年報

FAR EASTERN DEPARTMENT STORES LTD. ANNUAL REPORT 2009

Glamorous Trendy Vogue

New Esthetic Lifestyle

Comprehensive Deli Gallery

Garden of Refined Learning



ANNUAL REPORT 2009



FAR EASTERN DEPARTMENT STORES LTD.

27 Pao Ching Rd., Taipei 100, Taiwan, R.O.C.

TEL:(02)2381-6155~9 FAX:(02)2382-1371

WEB: www.feds.com.tw

e-mail: service@feds.com.tw

Contents 目錄

致股東報告書 Message to Shareholders	2
董事會 Board of Directors	12
營業績效 Financial Highlights	13
總經理的話 President's Remarks	14
璀璨耀風尚 Glamorous Trendy Vogue	18
居家新美學 New Esthetic Lifestyle	22
百匯尚食館 Comprehensive Deli Gallery	26
博知雅耕園 Garden of Refined Learning	28
活動集錦 Colorful Activities	30
2009 年財務報表 2009 Financial Statements	35
合併資產負債表 Consolidated Balance Sheets	36
合併損益表 Consolidated Statements of Income	38
資產負債表 Balance Sheets	40
損益表 Statements of Income	42
股東權益變動表 Statements of Changes in Stockholders' Equity	44
現金流量表 Statements of Cash Flows	46
會計師查核報表 Independent Auditors' Report	48
經營團隊 Senior Officers	50
經理人 Store Managers	51
遠百之投資 (I)- 太平洋崇光百貨 FEDS Investment(I).....Pacific Sogo Department Stores Co., Ltd.	53
遠百之投資 (II)- 愛買吉安量販店 FEDS Investment(II).....Far Eastern AI MAI Co., Ltd.	54
遠百之投資 (III)- 亞東百貨 FEDS Investment(III).....Ya Tung Department Stores Co., Ltd.	55
遠百之投資 (IV)- 遠東都會股份有限公司 FEDS Investment(IV).....Far Eastern Citysuper Ltd.	56
遠東百貨股份有限公司 – 零售集團 Far Eastern Department Stores Ltd. Retail Group	57
遠東百貨股份有限公司零售集團各分公司 Branch Stores of Far Eastern Department Stores Ltd. Retail Group	58
遠東百貨股份有限公司各分公司地址 Address of Far Eastern Department Stores Ltd. Retail Group	61
遠東集團 The Far Eastern Group	63
集團名錄 Group Profile	66



董事長 徐旭東 Chairman Douglas Tong Hsu

Preface

Looking back to the year of 2009, the global financial tsunami seemed to have come to an end. Under its aftermath, the domestic economy is gradually picking up after hitting rock bottom in the first quarter. Nevertheless, the result of issuing the Consumption Voucher in the first quarter, a substitution effect rather than a multipliable effect, failed to stimulate the annual consumer spending rate as anticipated. This situation proved that the retailing market was still in a slump. The major causes for repressed consumer spending were as a result of high unemployment rate and a diminution in average wages. However, from the third quarter onward, the upturn of the

global economy animated to push forward the economic indicators related to production and export, which in turn contributed significantly to domestic consumer spending. Aided by the intense Anniversary Sales in the fourth quarter, most department stores flaunted satisfactory performance and growth.

While looking ahead to the year of 2010, most research organizations predicted a better economic growth. The Consumer Confidence Index of January 2010 announced by the National Central University marks the highest over the past 21 months. Nevertheless, it is generally recognized that the consumption momentum might be affected by the high unemployment rate and the negative growth rate of real wages. The department store is the first to perceive the economic situation and is ready to embrace a brilliant future with a cautious but optimistic attitude.

From the perspective of the department store, many new competitors entered the market in 2009, including Far Eastern Hualien Store, SOGO Tienmu Store, BELLAVITA Shopping Mall, and Q Square. During the same period, there were some smaller-scaled shops seceded from the market because of the slump. Therefore, in the future, this market

will be dominated by the conglomerates. Each of them shall further emphasize their own market positioning as well as the strategy of differentiation in new stores planning and merchandise mix in order to create greater value-added service and abundant products, gratify the needs of consumers and accomplish the anticipated sales target under severe economic conditions.

It's worth mentioning that, due to the sound cross-strait relations, stable economic growth and intense sales promotions of the department stores, the long oppressed purchasing power was stirred up in the fourth quarter of 2009. Especially under the efforts from our colleagues, the 2009 Anniversary Sales of Far Eastern Department Stores (FEDS) reached NT\$ 6 billion at a growth rate of 23%, which is the highest in 40 years. Furthermore, Far Eastern Retail Group has broken its record for the sum of store openings in one year by opening three department stores and one hypermarket store in the Greater China area in 2009.

Operations Report for 2009

During the year 2009, total FEDS revenues was recorded at NT\$ 22.203 billion,

up 5.6% year-on-year. When combined with the subsidiaries, consolidated revenues of the cross-strait Far Eastern Retail Group amounted to NT\$ 98.805 billion, up 10.6% compared with that of the previous year. Net income after tax was NT\$ 1.933 billion and earnings per share was NT\$ 1.62. Total dividend payout for 2009 was NT\$ 1 per share, which included NT\$ 0.75 in cash and NT\$ 0.25 in stock dividends from capital surplus.

The 2009 performance of Far Eastern Retail Group is summarized as follows :

1. Far Eastern Department Stores Ltd.

(1) Hualien Store was opened on 28 October, being the first branch that combined FEDS with Far Eastern A-mart. It was eminently favored by local consumers and its performance was beyond expectation.

(2) For the first time, FEDS unified 4 branches (Panchiao, Hualien, Hsinchu, and Baoching), running “Jinmen the First Exhibition” in relays from 23 August (the Memorial Day of 823 Battle) to 25 October (the Memorial Day of Kuningtou Battle).

(3) Organized Italian Week – “Journey to Italy” -- on 24 September to introduce Italian food to Taiwanese.

(4) Sponsored Cirque du Soleil to perform “Alegria” in Taiwan so that Taiwanese could enjoy this magnificent show.

(5) In accordance with the philosophy of “taking from the society and giving back to the society”, FEDS cooperated with Far Eastern Y. Z. Hsu Science and Technology Memorial Foundation to raise funds of NT\$ 1,863,652 for the Typhoon Morokot, Flood of 8 August to rebuild schools in the disaster area.

(6) Pushed ahead with ISO certification to standardize the operational process at each store. Baoching, Tainan and Kaohsiung Stores successfully obtained certification on 22 October to ensure upgrades of the service quality and improvements in operational processes.

(7) Upgraded the internet system to strengthen information security and increase the transmitting speed.

2. Pacific SOGO Department Stores Co., Ltd.

(1) 2009 revenues were NT\$ 35.377 billion, up 8.4% year-on-year. Net income after tax was NT\$ 1,559 million, up 33.7% from that of 2008.

(2) Under the impact of the global financial tsunami in 2009, the Company nonetheless opened the Tienmu Store without

fearing the recession. Together with the fact that Pacific SOGO Department Stores kept on strengthening its product mix at the Fuxing Store, the revenues grew extensively at a rate of 14% which hit an all-time high for our business operation.

(3) With the policy of minimizing manpower in 2009, Pacific SOGO Department Stores transferred staff from current stores to work at the Tienmu Store so that it could be inaugurated smoothly on 22 May. The Store has fitted into the spirit of SOGO NEW LIFE (Tienmu region) by providing quality services and an eco-friendly shopping environment which has been marvelously embraced by local consumers.

(4) After implementing the ERP online system, the Company has successfully increased the efficiency of the finance and accounting system, core system, and store system.

3. Far Eastern AI MAI Co., Ltd.

(1) 2009 revenues were NT\$ 17.579 billion, up 6.2% from that of 2008. The operating losses were NT\$ 274 million and the net losses were NT\$ 269 million, a decrease of NT\$ 200 million compared with that of the previous year.

(2) The 16th Far Eastern A-mart store was opened on 28 October in Hualien. This was the first A-mart hypermarket store combined with FEDS, and was also the first one founded in eastern Taiwan.

(3) The Company has once again won the Annual Environmental Green Marketing Award, which makes Far Eastern A-mart not only the first eco company in Taiwan recognized by the Environmental Protection Administration, Executive Yuan but also a model of hypermarkets that has won the Environmental Green Marketing Award for three years in a row.

(4) As Taiwan's most localized hypermarket stores, Far Eastern A-mart launched the campaign “Deliver right from the field” to go along with the promotion of “Taiwan Festival”, which both prevented farmers from being exploited by middlemen and also benefited consumers with the freshest and cheapest produce.

(5) Kaohsiung Store completed its operation adjustment in December 2009. In regard to the sales target for 2010, we project the hyper sales will be raised from NT\$ 450 million to NT\$ 600 million and the shopping mall sales per month will be increased from NT\$ 300,000 to NT\$ 1,200,000.

Prospects for 2010

1. Far Eastern Department Stores Ltd.

(1) In order to serve customer's needs, FEDS will enhance the quality of products and introduce more quality merchandise and renovate stores in Panchiao, Taoyuan, Hsinchu, Tainan and Kaohsiung to sustain the growth momentum and expand the market shares.

(2) “Dutch Commodities Exhibition” is to be held on 10 June. Since theme-specific product exhibitions are remarkably appreciated by customers, FEDS will work further with Jimen and Lien-Chiang County Government on Jimen & Matzu Commodities Exhibition as well as with the Council of Hakka Affairs on Hakka Commodities Exhibition this year.

(3) The International Flora Expo will be held in Taipei from November 2010. In the “Ark of Eco Life” built by Far Eastern Group, FEDS will advertise this event and sell relevant goods so as to create the effect of advertisement on the occasion.

(4) The Company will carry on giving impetus to ISO certification. In addition to stores that have been accredited in Baoching, Tainan and Kaohsiung, it is working on getting the certification for Panchiao and Hsinchu Stores this year in hopes of stretching this

quality control system to all stores and standardizing the operational procedures so that consumer satisfaction can be upgraded through unified and topmost service.

(5) To update the credit card equipment to heighten the speed and security of transactions.

(6) To cope with the expansion of new stores in Panchiao and Taichung, we will train core cadres and managerial staff in hopes of building up an efficient team that can raise the competitiveness and top performance.

2. Pacific SOGO Department Stores Co., Ltd.

(1) Looking at the next 60 years of Far Eastern Group, Pacific SOGO Department Stores will strive hard and stride forward toward the target that it is able to provide the best service, create the most profits, and offer employees the best welfare.

(2) Keeping on promoting the project of SOGO NEW LIFE, planning “The Freshest” action to provide the latest brand, the best service and activities.

(3) Fulfilling the plan of recruiting, training, nurturing, and keeping the best staff as well as completing the e-system of the human resource management.

(4) Pushing forward the profit mechanism, changing from revenue-oriented to profit-oriented so that the goal of unifying satisfaction of “commodities + lifestyle + spirit” can be achieved.

(5) To comply with the International Financial Reporting Standards (IFRS), Pacific SOGO Department Stores is strengthening on-the-job training programs for the accounting and financial professionals.

(6) Continuing the expansion in China. The new concept of eco life practiced at Tienmu Store is to be applied to Wuxi FEDS Store which is to be opened in May 2010.

3. Far Eastern AI MAI Co., Ltd.

(1) In order to carry out the target of cost reduction, Far Eastern A-mart will continue to adjust the organizational structure, ameliorate manpower management, negotiate for a decrease in rent and prompt the energy saving policy.

(2) Regarding the operating strategies, the Company will emphasize adjusting the product display and mix, increasing the variety of the beauty and health products, and improving spatial planning and display of the domestic appliances in hopes of satisfying the consumer needs of one-stop shopping pleasure.

(3) Far Eastern A-mart's 17th store, also the first one in Keelung, was opened in January 2010. With the dense population base in this region and many new construction sites, its performance was beyond expectation.

(4) The Company will continue to speed up expansion to reach its target of 20 stores, which accounts for 15% market shares.

(5) Adjusting the mix of merchandise sales to increase the overall gross margin rate.

(6) Enhancing concessionaires' rate through the adjustment of their structure and the negotiation of their contracts.

Due to the tireless efforts and solid foundation, FEDS is the most historical department store in Taiwan. The Far Eastern Retail Group operates with 47 stores across both sides of the Taiwan Straits comprising department stores, hypermarkets, and shopping centers. It is not only Taiwan's only listed chain department stores company, but also the largest retail group in the Greater China area. Reflecting back we are not satisfied with our past achievements. Looking into the future, we are confident to stage a better performance. We are committed to expanding new stores and further cultivating the Greater China market.

In summary, 2009 was an astounding year for local retailers as well as FEDS in terms of revenues and profit gain in the face of the most challenging economic situation. However, we managed to outperform our competitors which could be attributed to the joint efforts of our colleagues. For this achievement, we would also like to thank the generous support and recognition of our shareholders and consumers. Here, I particularly congratulate and thank all of you for this outstanding achievement.

Pursuant to the founding spirit of “consumer-oriented”, we believe that our wonderful management team should continue to enhance customer satisfaction and create higher growth value for our shareholders. I wish all of you good health and good luck.

Sincerely yours,

Chairman
Douglas Tony Hsu



一、前言

回顧民國九十八年，雖全球性金融海嘯已近尾聲，然在餘威影響下，國內經濟於第一季觸底後，景氣已有開始緩步回溫的跡象。但雖有消費券的發放，其替代效果卻大於乘數效果。因此，對民間消費年增率的影響並不如預期顯著，代表零售市場買氣疲弱。其主因則應是失業率居高不下及平均薪資下降，制約了民間的消費意願。但自第三季起，由於全球景氣明顯好轉，帶動我國生產與出口相關經濟指標，因此活絡民間消費，加上第四季業者的週年慶大促銷，以至於各大百貨業者營收都有令人滿意的結果與成長。

展望民國九十九年，雖然多數研究單位普遍預估經濟成長將優於民國九十八年。中央大學公布的九十九年元月份消費者信心指數更是創下 21 個月來的新高。一般認為短期內不易明顯改善的高失業率，及實質薪資所得的負成長，或將減弱民間消費的成長力道。百貨業者也有水暖先知的感受，對今年的業績都抱持審慎樂觀的態度，已準備迎接更好的商機。

另一方面，若從百貨業的角度來看，九十八年各地商圈仍有新競爭者加入，如遠百花蓮和平分公司、SOGO 天母店、信義區的 BELLAVITA 購物中心、台北的京站廣場等，都將更加激化既有的市場競爭。同時，也有小型業者因經營環境不佳而退出市場。因此在未來，百貨業的競爭仍將是由大者恆大的趨勢所主導，各家業者都需要從展店策略及商品結構上，

規劃自己的定位及差異化策略，進而在商品與服務上加以強化，創造更大的附加價值，才能滿足消費者的需求，也才能在嚴酷的經濟環境中，達成預期的目標業績。

在此，必須一提的是：受惠於兩岸良性互動的激勵和景氣趨穩，以及百貨業者的大力促銷，九十八年第四季確實激發出消費者沈悶已久的購買力。尤其是本公司在全體員工努力下，九十八年度週年慶業績高達新台幣 60 億元，成長率 23%，雙雙創下 40 餘年來的新高。此外，遠百零售集團於九十八年中，在兩岸一共開出三家百貨公司、一家量販店，也創下一年內開店數最多的記錄。

二、九十八年度營業報告

公司九十八年度整體營運績效，在業績方面，全年度營業收入為 222 億 3 佰萬元，較上年度成長 5.6%。若加計子公司部分，遠百零售體系兩岸營業據點，合併總營收為 988 億 5 佰萬元，較上年度成長 10.6%。而在盈餘方面，本年度稅後淨利約 19 億 3 仟 3 佰萬元。每股稅後盈餘為 1.62 元，每股配發現金股息 0.75 元及股票股利 0.25 元。

以下謹就遠百零售體系九十八年度營運成果分述於後：

(一) 遠東百貨

1. 花蓮和平分公司於 10 月 28 日全新開幕，首創遠東百貨與愛買量販店結合的新型態，深獲當地顧客好評，業績表現超乎預期。

2. 遠東百貨首度以四店（板橋、花蓮、新竹、寶慶）接棒的方式，從 8 月 23 日「八二三砲戰紀念日」到 10 月 25 日「金門古寧頭戰役紀念日」，以虛實通路同步行銷的方式舉辦「金門第一」物產展。

3. 9 月 24 日舉辦義大利週「義大利之旅」(Journey to Italy) 的國際展，推薦義大利美食饗宴國人。

4. 贊助來自加拿大的頂尖劇團—太陽劇團『歡悅之旅』的來台演出，回饋社會，分享歡樂。

5. 秉持「取之社會，用之社會」，發揮同胞互助的精神，於八八水災期間，配合「財團法人徐元智先生紀念基金會」，發動同仁募款活動，合計募得 1,863,652 元，作為災區校舍整建等教育方面的專款運用。

6. 推行 ISO 認證，統一各分公司標準化流程。寶慶、台南及高雄分公司已於 10 月 22 日順利取得證書，肯定本公司致力提升服務品質，持續落實作業流程的改善。

7. 網路系統全面更新以強化資訊安全並增進資訊傳輸速度。

(二) 太平洋崇光百貨

1. 九十八年度營業收入為 353 億 7 千 7 百餘萬元，較九十七年度成長 8.4%。稅後純益為 15 億 5 仟 9 佰餘萬元，較九十七年度成長 33.7%。

2. 九十八年在全球金融海嘯衝擊下，本公司除力求擷節各項支出外，不畏景氣低迷開出

天母店，加上復興店持續不斷強化商品結構，在不景氣中營收大幅成長 14%，也使得本公司九十八年度營收再創新高，盈餘大幅成長。

3. 九十八年在精簡用人、提高人效策略下，由各店現有人力徵調到天母店，順利於五月二十二日隆重開幕，為天母地區注入 SOGO NEW LIFE 的優質服務及節能環保的購物環境，深受天母地區消費者喜愛。

4. 本公司 ERP 系統導入後，財會系統、核心系統及店舖系統都運作順利，已明顯提昇管理效能。

(三) 愛買量販店

1. 本公司九十八年度營業收入為 175 億 7 千 9 百餘萬元，較九十七年度成長 6.2%。營業損失新台幣 2 億 7 千 4 百餘萬，純損為 2 億 6 千 9 百餘萬，較九十七年度改善 2 億元。

2. 愛買第十六家店於十月二十八日在花蓮市隆重開出，這是愛買第一家與母公司遠東百貨結合的量販店，也是愛買在東部地區的第一家量販店。

3. 愛買再度榮獲年度環保綠色行銷獎，使得愛買不但是全國第一家環保署認證的綠色商店，也是連續三年榮獲環保綠色行銷獎的單位，成為通路典範。

4. 做為台灣最在地的量販店，愛買率先推出農產品「產地直送」，更配合「瘋台灣」促銷活動，不但讓農民免除中盤商剝削，也讓消費者買到最新鮮、最便宜的農產品。

5. 高雄店已於九十八年十二月初完成調整，預估九十九年度目標業績，自營部分將由四億五千萬提升到六億，商店街收入則可從每月收入三十萬增加到一百二十萬。

三、九十九年度營業計畫概要

(一) 遠東百貨

1. 為因應地區顧客的需求，提昇商品等級，引進更多優質商品，本公司將於九十九年度對板橋、桃園、新竹、台南、高雄分公司進行改裝，以保持成長動力，並擴大地區佔有率。

2. 將於6月10日舉行「荷蘭商品展」，同時因地方物產展深受顧客喜愛，頗獲好評；因此，今年將陸續與金門、連江縣政府共同舉辦金馬物產展，並與客家委員會共同舉辦客家物產展。

3. 今年11月國際花卉博覽會將在台北市舉行，遠東集團所興建的花博流行館「遠東環生方舟」(Far Eastern EcoARK)中，遠百將配合宣傳及販促商品，屆時將有廣宣的效益浮現。

4. 持續推動ISO認證，除寶慶、台南及高雄三家分公司已取得認證外，今年將進行板橋及新竹分公司的ISO認證，期藉由全面推行ISO品質管理系統，落實各分公司作業流程標準化，以提供顧客一致性、優質化的服務，增進顧客滿意度。

5. 刷卡設備全面更新以提升交易速度及交易安全。

6. 為因應未來板橋中本及台中兩家新店的拓展，將進行營業核心幹部的儲備及組織關鍵

人才的培育，以建構高績效的戰鬥團隊，創造公司業績高峰。

(二) 太平洋崇光百貨

1. 展望遠東集團下一個60年，本公司持續朝向服務品質最優、營業獲利最高及員工福利最佳的百貨公司目標邁進。

2. 繼續推動SOGO NEW LIFE工程，規劃「尚青」行動，推出新鮮的品牌、服務及活動。

3. 落實接班人才計劃，招才、育才、用才、留才兼顧，徹底作好人才管理並完成人力資源e化作業系統。

4. 推動提昇獲利機制，由業務導向轉為利潤導向，致力提升「商品+生活型態+心靈層面」的滿意度。

5. 因應國際財務報導準則(IFRS)的實施，全面加強教育訓練，培育財會專業人才。

6. 持續大陸地區拓點計劃，以天母店優質服務及節能環保的全新概念，推展到無錫遠東百貨公司，預計九十九年六月開幕營運。

(三) 愛買量販店

1. 持續精實組織，提昇人效，並談判調降租金；推動節能政策，持續低成本經營。

2. 在經營策略上，著重賣場陳列規劃與商品調整，並提昇美容與保健商品的專業性，改善家用品類的空間規劃與陳列等，以滿足消費者一次購足的需要與購物的樂趣。

3. 愛買在基隆地區的第一家店，也是愛買第十七家店，已於九十九年一月中開幕。當地人口密集、新建案林立，業績表現超乎預期。

4. 愛買在九十九年度將持續開店，以加快腳步，達到二十家店，市佔率達百分之十五的目標。

5. 調整商品的銷售結構，提升整體的毛利率。

6. 透過專櫃結構的調整與合約談判，提高專櫃的收益。

經由以上的努力和歷年來累積的穩固基礎，遠東百貨已是台灣百貨業中，經營時間最悠久的公司。旗下零售版圖涵蓋百貨、量販、購物中心等三大業態，橫跨兩岸共有47間店，是國內唯一上市的連鎖百貨公司，亦是兩岸頗具規模的百貨零售集團。回顧去年我們不會因此而滿足；展望今年，我們則有信心一定會更好！深耕兩岸市場，積極展店，就是我們的決心與目標。

總結以上營業報告，過去的一年，不論是對國內的零售業界或對遠百而言，都可說是震盪起伏相當劇烈的一年。不論是衝業績、或拚

盈利，都面對有史以來最嚴峻的經濟情勢！但是，本公司仍有優於同業的表現，誠屬難能可貴！這當然是同仁們努力的成果，也應該是獲得股東們的廣泛支持，與消費者的認同所呈現出來的結果。在此特別恭賀，並且感謝我們大家共創的佳績。

秉持著「以消費者的心願而經營」的立業精神，我們相信遠百零售集團優異的經營團隊，定能繼續為顧客創造最高的滿意度，同時也為股東創造最高的成長價值。

謹此

敬祝 各位股東

身體健康 萬事如意

董事長


徐旭東



Chairman 徐旭東 Douglas Tong Hsu



羅仕青 Alex Ro



President 徐雪芳 Nancy Hsu



徐國玲 Nicole Hsu



葉清水 C. S. Yeh



王嘉聰 Charles Wang



邵瑞蕙 Viginia Shao



梁錦琳 Jin Lin Liang



李靜芳 Philby Chen

For the years ended December 31, 2009 and 2008 民國 98 年度及 97 年度
(Expressed in Thousands of New Taiwan Dollars and U.S. Dollars, except per share of common stock)
(單位：新台幣千元及美金千元，除每股股票部份外)

	2009 (US\$)	2009 (NT\$)	2008 (NT\$)	%change
For the Year:				
全年度				
Revenues 收入	694,067	22,203,198	21,033,422	5.56
Income before income tax 稅前利益	63,465	2,030,246	220,066	822.56
Net income 純益	60,418	1,932,776	286,864	573.76
Percentage of revenues from net income 佔營業收入百分比	-	8.7%	1.4%	-
Per share of common stock:				
每股股票				
Net income 純益	0.051	1.62	0.24	575.00
Cash dividends 現金股利	0.023	0.75	0.30	150.00
Stock dividends 盈餘配股	0.008	0.25	0.30	(16.67)
Capitalization of capital surplus 資本公積配股	0.000	0.00	0.00	-
At year-end				
年底				
Total assets 總資產	1,449,045	46,354,951	41,841,779	10.79
Stockholders' equity 股東權益	758,887	24,276,801	20,646,029	17.59
Property & equipment 財產及設備	726,624	23,244,713	21,856,026	6.35
Shares outstanding(thousands) 流通在外股數 (仟股)	-	1,212,326	1,177,015	3.00
Number of employees 員工人數	-	1,337	1,442	(7.28)

Notes:

(A)U.S.dollar amounts in this annual report are calculated on a basis of NT\$31.99=US\$1.0 the approximate effective rate of exchange on December 31,2009.

(B)Property & equipment included operating properties, rental properties and idle properties.

註：

1. 本年報美金金額計算基礎為 98 年 12 月 31 日的美金匯率 NT\$31.99=US\$1.0。

2. 財產及設備包括固定資產、出租資產及閒置資產。



總經理 徐雪芳 President Nancy Hsu

Reflecting on 2009, the performances of Taiwan's department stores and the Far Eastern Retail Group businesses were still under the impact of the changing overall economic environment.

For the first half of the year, Taiwan's economy was still affected by the gloomy financial storm. Despite the government's issuance of Consumption Vouchers aimed to stimulate domestic consumption, persistent high unemployment had caused consumers to refrain from spending. Therefore, the actual effect of Consumption Vouchers was not that obvious, making it difficult for the department stores to operate. It was not until the fourth quarter when all major department stores began to launch Anniversary Sales with big promotions, discounts, free gifts and premiums that attracted customers to make

purchases and therefore contribute to the notable rebound of local consumption.

All in all, sales revenues of Taiwan's total department stores grew 5% to reach NT\$232.2 billion.

In 2009, revenues of Far Eastern Department Stores (FEDS) were NT\$22.2 billion. After-tax profit was NT\$1.93 billion, a record high within the past decade. For this remarkable result, we would like to show our special appreciation for the joint efforts of our colleagues and the strong support of our shareholders.

Also worth mentioning is the company's operating performance for the first quarter of 2010, registering NT\$5.53 billion, up 9% than that of the previous year. In particular, we achieved a tremendous 98% surge in profit during the same period which stood at NT\$260 million. These outstanding results not only marked an all-time high for the recent years, but also exceeded all of our expectations.

After thorough analysis, our growth can be attributed to the following factors:

1. FEDS has been actively adjusting operating strategies to seek not only revenues but also profit as our operating goals.

2. By responding to market change, we continue to readjust our merchandise mix, introduce new brands with growth potential, and in particular, exert our best effort to recruit world-famous luxury items.

3. Management-wise, we have been imposing strict control on the expenditures and also strengthening the hardware and software of our customer services. Thus, Baoching, Tainan and Kaohsiung Stores successfully obtained "ISO 9001: 2008" certification in October 2009. In 2010, we will continue to apply for ISO certification for our Panchiao and Hsinchu Stores to fully promote a quality management system and to implement standardization of each branch store's operation process to ensure consistent, quality services and enhance customer satisfaction.

As a whole, we intend to adjust and find the right operating goals, stick to the "survival of the fittest" principle by keeping the strong and eliminating the weak counters, implement strict budget control, while also strengthen service quality to enhance customer satisfaction and to heighten profit margin.

Furthermore, the Panchiao Chungben, and Taichung Shopping Centers are scheduled to be opened in the fourth quarter of 2011. The shopping centers are expected to greatly improve our competitive advantage.

In view of all the above, though facing with a difficult economic situation and inevitable intense competition, the company is committed to reviewing, improving, and elaborating strategies to be implemented in our daily operations. Because of the steady recovery of the world economy and of the increasing number of visits from Mainland China due to the improving cross-strait

relations, FEDS is confident and optimistic to perform well in the future.

Looking into the 2010 retail market, with the recovery of the overall economy and stabilized consumer confidence, local department stores would be optimistic though would also remain cautious. While the many newly added operators under the same market scale did intensify acute competition, Far Eastern Department Stores feels confident about the prospects of the government's determination to improve the economy. Therefore, we will continue to invest and expand in the Taiwan market since the sharp increase of visitors and the opening of free travelers from Mainland China are positive factors to spur revenue growth of our department store business.

In conclusion, we not only are convinced to smoothly open two large shopping centers in Taiwan within the next two years, but also are confident to achieve new record-high revenues under Chairman Hsu's leadership and under the strong support of our shareholders.

President
Nancy Hsu

回顧 2009 年，台灣的百貨業及本公司的業績表現都仍深受總體經濟環境變化的影響。

首先是上半年，國內的景氣仍在金融海嘯的餘威籠罩下，雖有政府的發放消費券，期待能因此而提振內需消費，但居高不下的失業率，卻令消費者更因此而節衣縮食、看緊荷包、減少消費。因此消費券的實際效果並不顯著，上半年百貨業者的經營也顯得相當辛苦。直到第四季，各大百貨業者舉辦週年慶，大手筆促銷，折扣低，贈品多，優惠大，這才大大刺激消費者的購買慾，爆發採購力，國內的消費力才有較明顯的回升。

總體而言，2009 年台灣全體百貨業的市場規模還是達到了 2,322 億元，相較於 2008 年的數字，仍有 5 % 的成長。

而本公司 2009 年的營業收入為 222 億元，稅後純益 19.3 億元，都創下近 10 年來之新高。在此也必須特別感謝同仁們的努力及各位股東們的廣泛支持。

另外，必須一提的是：本公司今年第一季的經營績效。營收約為 55.3 億元，較去年的第一季成長 9 %。營業利益 2.6 億元，成長 98 %。也都是創近年來之新高，業績表現可說符合大家的期待。

深入分析，我們成長的主要原因是：

1. 近年來本公司積極調整經營方向，既要追求營業額也要追求獲利，更以兩者並重為目標。

2. 在商品結構上，隨著市場變化，不斷的汰舊換新，持續努力引進有潛力的新品牌，尤其在世界精品的招商上，更是著力甚深。

3. 而在管理面上也是嚴格控制費用支出，並在服務面的軟硬體上同時加強改進。如：寶慶、台南及高雄三家分公司已於 2009 年 10 月取得「ISO9001：2008」之認證，而 2010 年我們將進行板橋及新竹分公司之 ISO 認證。期藉由全面推行 ISO 品質管理系統，落實各分公司作業流程標準化，以提供顧客一致性、優質化的服務，以增進顧客滿意度。


整體而言就是：正確調整經營方向，招商汰弱留強，並積極控管費用，同時也不忘強化服務品質，增進顧客滿意度，以提高獲利空間。

而在 2011 年第四季即將陸續開幕的板橋中本購物中心及台中購物中心也都將大幅提昇我們的競爭力。

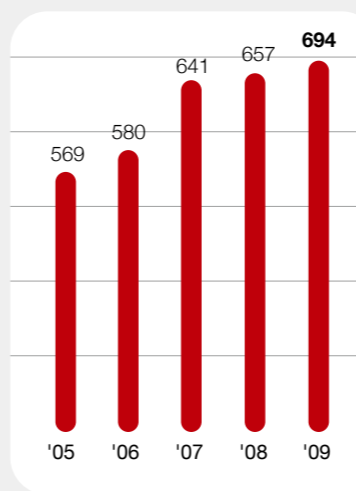
展望今年的百貨市場，由於總體經濟的景氣回升，加上消費者信心的回穩，業者普遍都抱持審慎樂觀的態度。但是，台灣的百貨經營在市場規模不變而加入者眾的狀況下，的確激化了競爭。雖然如此，本公司仍相當看好政府拚經濟的決心與前景，積極投資台灣，深耕市場，持續展店。而未來，陸客來台人數的快速增加，及陸客自由行的開放，對百貨業之業績成長，都是可樂觀期待的利多。

綜合以上的敘述，我們不但有把握可在未來的兩年內在台灣順利開出兩個購物中心型的大店，更有信心在董事長的領導及各位股東的全力支持下再創業績高峰。

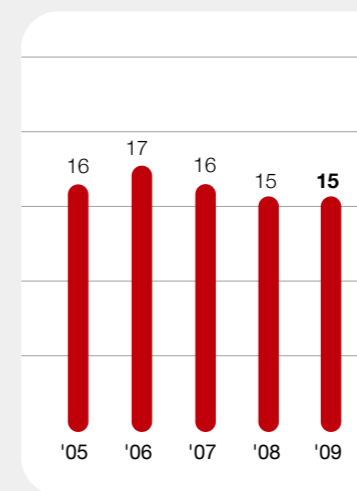
總經理



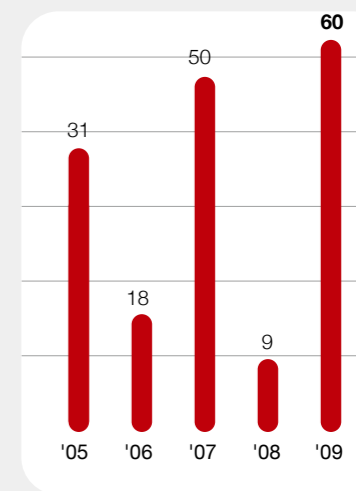
Revenues From Operation
(In Million US\$)
營業收入
(百萬美元)



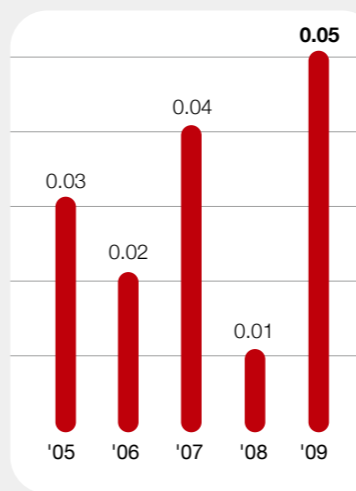
Depreciation & Amortization
(In Million US\$)
折舊及攤銷
(百萬美元)



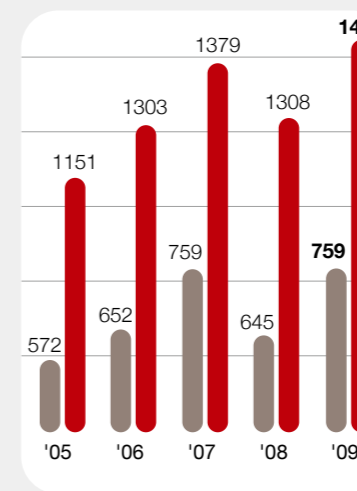
Net Income
(In Million US\$)
淨利
(百萬美元)



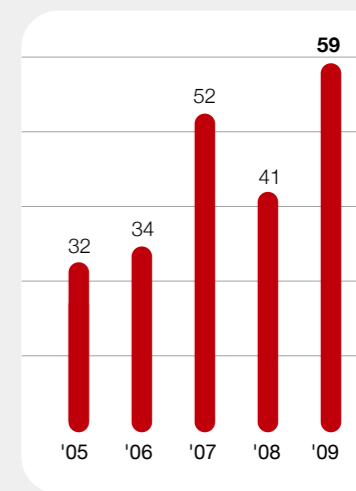
Net Income per Share
(US\$)
每股純益
(美元)



Stockholders' Equity & Total Assets
(In Million US\$)
股東權益 & 總資產
(百萬美元)



Capital Expenditures
(In Million US\$)
資本支出
(百萬美元)



■ Stockholders' Equity 股東權益
■ Total Assets 總資產



1

Glamorous Trendy Vogue

璀璨耀風尚

魅力尊寵 · 巨星乍現

耀眼華麗開序章，時尚經典翻新高。讓自我風格引領畫時代感受，呈現個人魅力，展露風格！遠東百貨與您共創獨具的自信時尚，塑造出完美動感趨勢。

Pampering Fascination · Superstar Emergence

Disclose prelude of extravagant glamour, exhibit new high of fashion paradigm, let self individual style lead timeless feel, demonstrate personal charm, and reveal style! Far Eastern Department Stores and you jointly build unique confident fashion and create perfect dynamic trend.



LOEWE.





maje
printemps / été



calvin klein
cK



MISS SIXTY



oui



2

New Esthetic Lifestyle

居家新美學


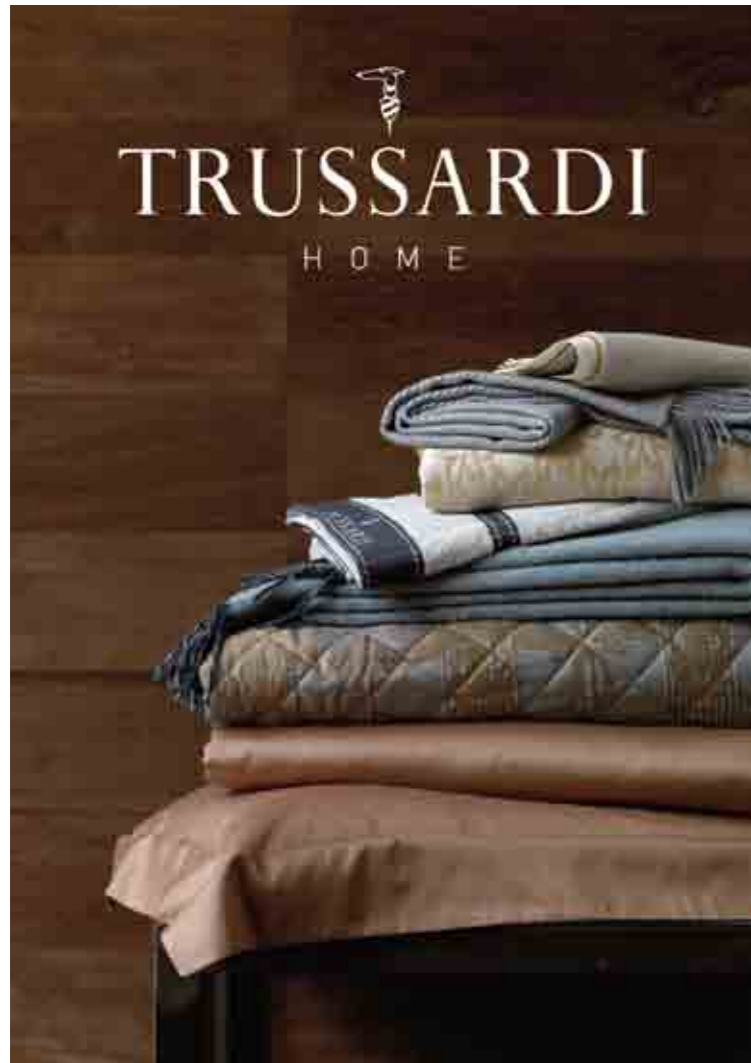
舒展溫暖 · 創意空間

樂活健康優宅風，溫馨品味美世界。體驗百分百掌握自我格局，塑造無限延伸想像的小宇宙！遠東百貨匯集生活享受極致，讓您體驗美麗品味的生活氛圍。

Warm Comfort · Creative Space

Lifestyles and excellent homes of Health and Sustainability, warm taste of the artistic world, experience wholly controlled layout, and foster a small universe with unlimited imagination! Far Eastern Department Stores converges ultimate enjoyment in life so that you may undergo life atmosphere with beauty and taste.





F. 7 Italian Life Store
菲姐義大利生活館



《新上市》義大利原裝進口不是快鍋的快鍋套組
(無快鍋的危險性·有快鍋的特性)
原價24200元 特價: **15840元**



3

Comprehensive Deli Gallery

百匯尚食館

極度饗宴 · 縱食天堂

視覺味蕾巧融合，自在悠閒享樂風。精采且多元的美食盛會，同時滿足所有饗客的需求與享受！遠東百貨精緻呈現極致美味，讓您全心全意的享受歡樂『食』光。

Exquisite Banquet · Gourmet Paradise

Wonderful merge of visual and taste bud, comfortable and leisured joy, fascinating and diversified deli festival, at the same time to satisfy needs and enjoyment of all gourmet eaters! Far Eastern Department Stores displays exquisite delicacies to offer whole-hearted enjoyment of happy eating moments.





4

Garden of Refined Learning

博知雅耕園

書香滿溢 · 知性最美

古今典籍任縱橫，科技藝術無不往。字裡行間的低語呢喃，圖畫影音的聲影描繪，俱成無遠弗屆的黃金屋！遠東百貨懷古思今展望未來，讓您沈浸知識殿堂，培養知性氣質。

Scholarly Atmosphere · Utmost Intellectuals

Cruise all-time writings comprising technology and art. Whispering words between lines and vivid graphic descriptions constitute endless pages of treasures! Far Eastern Department Stores muses over the remote past and look into the future to let you immerse in the palace of knowledge and cultivate intellectual temperament.





1 9月24日徐董事長(左四)、徐總經理(右一)和與會貴賓共同剪綵，為「義大利之旅」國際展揭開序幕。

1 On Sept. 24, 2009, FEDS Chairman Douglas Tong Hsu (4th l), President Nancy Hsu (r) and honorable guests jointly cut ribbon to inaugurate "Journey to Italy" international exhibition.

2 徐董事長(右一)、徐總經理(左一)，與歐洲司司長邱仲仁(中)、義大利駐台代表 Mr. Mario Palma、義大利貿易組主任 Mr. Leopoldo Sposato 共同品嚐義大利美食佳釀。

2 Chairman Douglas Hsu (r), President Nancy Hsu (l), Representative Mario Palma and Trade Director Leopoldo Sposato of Italian Economic, Trade and Cultural Promotion Office, enjoy good taste of Italian wine.

3 徐董事長在10月9日廠商聯誼會上，頒獎表揚績優廠商代表，並合影留念。

3 Chairman Douglas Tong Hsu awarded top sales winners at the Vendors' Party held on Oct. 9, 2009.

4 徐董事長、徐總經理在廠商聯誼會中，率領單位副總、分公司店長為週年慶業績長紅誓師。

4 Chairman Douglas Tong Hsu and President Nancy Hsu lead FEDS management team to launch anniversary sales campaign.

5 88水災後遠東集團協助高雄縣桃源鄉五所中小學異地復校，12月4日安排師生台南戶外教學，五校校長致贈感謝狀，由總經理徐雪芳代表接受。

5 Far Eastern Group helped relocate students of five schools at the Typhoon Morakot disaster area in Kaohsiung County. Field trip to Tainan was arranged on Dec. 4. Presidents of the five schools presented testimonial to President Nancy Hsu to show appreciation.

6 98年發生88水災，遠東集團協助高雄縣桃源鄉五所中小學異地復校，12月4日安排參訪四草紅樹林生態、搭竹筏，走訪古蹟，大啖府城小吃、欣賞電影，度過一個永難忘懷的戶外教學。

6 After the Typhoon Morakot disaster in 2009, FEG assisted five schools to relocate and then on Dec. 4, 2009 a memorable field trip was arranged for teachers and students to visit local mangrove forest, historical sites, take bamboo raft, enjoy Tainan delicacies and watch movie.

7 2009年府城點燈，由許添財市長、遠東集團董事長徐旭東、遠東百貨總經理徐雪芳、遠傳電信總經理楊麟昇 Jan Nilsson、香格里拉台南遠東國際大飯店總經理梁發宗，以及台南市政府團隊台南市社會處處長許金鈴、台南市文化觀光處處長劉怡蘋、台南市文化中心主任陳修程，齊力點亮大型聖誕樹。

7 A glimpse of the 2009 Lighting Ceremony held in Tainan. Mayor Hsu Tain-tsair, FEG Chairman Douglas Hsu, FEDS President Nancy Hsu, Shangri-La's Far Eastern Plaza Hotel Tainan GM Emil Leung, and Tainan City Government officials jointly presided over the ceremony.

8 遠東百貨推廣「台灣金融卡」Smart Pay Card，開跑記者會，12月9日財金公司董事長趙揚清、合作金庫董事長劉燈城、財金公司總經理黎萬益、台北縣教育局副局長洪啟昌，以及遠東百貨徐雪芳總經理、劉志成副總、倪侯昆副總、畢監永協理，還有代言人許慧欣參與啟卡儀式。

8 To promote "Smart Pay Card", a launch press conference was held on Dec. 9, 2009 with the presence of Financial Information Service Co. Chairman Chao-Yang-ching, President Li Wan-yi, Taiwan Cooperative Bank Chairman Liu Den-cheng.



9 花蓮 FE21' 新館於 10 月 23 日開幕，遠東集團徐旭東董事長、花蓮縣謝深山縣長，遠東百貨徐雪芳總經理、遠百企業莊金龍營運長、花蓮市長蔡啟塔，以及香奈兒台灣區代表 David 共同執剪揭開序幕。

9 FE21' Hualien Store was opened on Oct. 23, 2009. FEG Chairman Douglas Hsu, Hualien County Commissioner Hsieh Shen-shan, FEGS President Nancy Hsu, FE AI-MAI COO Tim Chuang, Hualien City Mayor Tsai Chi-ta, Chanel Inc. Managing Director David Raymond jointly cut ribbon for the inauguration ceremony.

10 10 月 23 日開幕的花蓮 FE21' 遠東百貨新概念店，嶄新的硬體設計與品牌，令消費者耳目一新。

10 With innovative hardware design, FE21' Hualien Store new concept store opened on Oct. 23, 2009 is totally refreshing to local consumers.

11 8 月 1 日在高雄大遠百開打的遠百盃 3-on-3，由徐雪芳總經理、黃茂德律師，以及達欣虎球星共同揭開序幕。

11 The "FEGS Cup 3-on-3 Basketball Tournament" was opened at FE21' MegA Kaohsiung Store on August 1, 2009 with the presence of FEGS President Nancy Hsu, Morton Huang and Dacin Tigers stars.

12 首屆遠百盃活動現場人山人海，台下的比賽選手與民眾正和主持人進行互動遊戲，熱鬧有趣。

12 Crowds at the first "FEGS Cup Basketball Tournament" where master of ceremony and contestants were going through interesting interactive games.

13 高雄大遠百 5 月 6 日舉辦「愛心賣賣捐發票表揚大會 & 二手物集合」活動，小朋友們大方捐出二手玩具獻愛心。

13 Charity event held at FE21' MegA Kaohsiung Store on May 6, 2009 to cite and encourage children's generosity in donating uniform invoices and second-hand toys.

14 5 月 29 日台南大遠百 1 樓老匯劇場舉辦「全國聯合舞展大賽」，好手雲集、人潮聚集。

14 Performers on stage and crowds at "Taiwan Dance Show & Competition" held at Broadway Plaza of FE21' MegA Tainan Chenkong Store on May 29, 2009.

15 台南大遠百 10 月 23 日舉辦的「東森 YOYO 家族見面會」，陪伴現場無數大朋友小朋友，共渡美好的假期。

15 Innumerable children attended the delightful "ETTV YOYO Family Meeting Session" held at FE21' MegA Tainan Store.

16 「第五屆超級星光大道徵選」2 月 11 日在高雄大遠百舉辦，現場擠爆參賽者與親友團。

16 Audition for the "One Million Superstar Season 5" held on February 11, 2009 at FE21' Mega Kaohsiung Store was crowded by the contestants as well as their friends and relatives.



9 各分公司特賣會活動上貨色齊全，顧客正挑選著自己喜愛的商品

9 Customers gathered at each Branch Store to pick their favorite items when a complete collection of merchandises was displayed on sales promotions.

10 10月31日在新竹大遠百1樓陽光廣場所舉辦的「桃花小妹見面會」，吸引大批粉絲圍觀。

10 "MoMo Love Meeting Session" held on Oct. 31, 2009 at 1F Sun Plaza of FE21' MegA Hsinchu Store attracted the presence of many fans.

10 遠百經常舉辦各式趣味活動，在「愛在大遠百·彩繪媽咪臉譜趣味賽」活動上，親子正同樂一起製作母親節蛋糕。

10 FEDS often sponsors various colorful activities. Parents and children enjoy making together Mother's Day cakes during "Love at FEDS MegA Stores · Paint Mother's Face Contest" .



遠東百貨股份有限公司
Far Eastern Department Stores Ltd.

民國九十八年及九十七年度
財務報表及查核報告書

Financial Statements For the years Ended December 31, 2009 and 2008
Together with Independent Auditors' Report

CONSOLIDATED BALANCE SHEETS 合併資產負債表

DECEMBER 31, 2009 AND 2008 民國九十八年及九十七年十二月三十一日

(In Thousands, Except Par Value) 單位：新台幣仟元，惟每股面額為元

ASSETS	資產	2009			2008		
		九十八年十二月三十一日			九十七年十二月三十一日		
		New Taiwan Dollars 新台幣	U.S. Dollars 美金	%	New Taiwan Dollars 新台幣	U.S. Dollars 美金	%
CURRENT ASSETS	流動資產						
Cash and cash equivalents	現金及約當現金	\$ 9,645,109	\$ 301,504	11	\$ 9,526,092	\$ 297,784	12
Financial assets at fair value through profit or loss - current	公平價值變動列入損益之金融資產－流動	808,548	25,275	1	1,299,680	40,628	2
Available-for-sale financial assets - current	備供出售金融資產－流動	458,502	14,333	1	263,414	8,234	-
Notes and accounts receivable, net of allowance for doubtful accounts of NT\$224,671 thousand (US\$7,023 thousand) in 2009 and NT\$230,022 thousand (US\$7,190 thousand) in 2008	應收票據及帳款－減備抵呆帳 九十八年 224,671 仟元及九十七年 230,022 仟元後之淨額	530,877	16,595	1	501,926	15,690	1
Other receivables	其他應收款	644,443	20,208	1	452,852	14,156	-
Inventories	存貨	2,234,539	69,851	2	2,298,944	71,864	3
Prepayments	預付款項	1,206,262	37,707	1	828,757	25,907	1
Deferred tax assets	遞延所得稅資產	257,972	8,064	-	288,548	9,020	-
Pledged time deposits	質押定存單	220,630	6,897	-	470,458	14,706	1
Refundable deposits - current	存出保證金－流動	155,000	4,845	-	156,000	4,876	-
Noncurrent assets classified as held for sale	待出售非流動資產	89,461	2,797	-	-	-	-
Other current assets	其他流動資產	154,073	4,816	-	248,398	7,765	-
Total current assets	流動資產合計	16,407,416	512,892	18	16,335,069	510,630	20
LONG-TERM INVESTMENTS	長期投資						
Investments accounted for by the equity method	採權益法之長期股權投資	8,540,823	266,984	9	7,505,783	234,629	9
Real estate, net	不動產投資－淨額	93,600	2,926	-	93,600	2,926	-
Available-for-sale financial assets - noncurrent	備供出售金融資產－非流動	5,530,892	172,895	6	4,350,698	136,002	6
Financial assets carried at cost - noncurrent	以成本衡量之金融資產－非流動	848,258	26,516	1	888,532	27,775	1
Total long-term investments	長期投資合計	15,013,573	469,321	16	12,838,613	401,332	16
PROPERTY	固定資產						
Cost	成本						
Land	土地	6,591,450	206,047	7	6,546,471	204,641	8
Buildings and equipment	房屋及設備	20,632,355	644,963	23	18,857,602	589,484	23
Furniture and equipment	器具及設備	8,880,899	277,615	10	8,524,588	266,477	10
Leasehold improvements	租賃改良	1,232,392	38,524	1	1,220,047	38,138	2
Total cost	成本合計	37,337,096	1,167,149	41	35,148,708	1,098,740	43
Revaluation increment	重估增值	1,212,414	37,900	1	1,193,498	37,309	1
Cost and appreciation	成本及重估增值	38,549,510	1,205,049	42	36,342,206	1,136,049	44
Less: Accumulated depreciation	減：累積折舊	13,801,662	431,437	15	12,434,718	388,706	15
Construction in progress and prepayments for equipment	未完工程及預付設備款	6,002,151	187,626	7	6,192,677	193,582	8
Leasehold rights, net	租賃權益－淨額	8,616,015	269,335	9	8,515,500	266,192	10
Properties leased to others, net	出租資產－淨額	882,934	27,600	1	1,012,661	31,655	1
Net properties	固定資產淨額	40,248,948	1,258,173	44	39,628,326	1,238,772	48
INTANGIBLE ASSETS	無形資產						
Goodwill	商譽	7,269,670	227,248	8	7,417,112	231,857	9
Deferred pension costs	遞延退休金成本	133,554	4,175	-	83,167	2,600	-
Total intangible assets	無形資產合計	7,403,224	231,423	8	7,500,279	234,457	9
OTHER ASSETS	其他資產						
Refundable deposits - noncurrent	存出保證金－非流動	1,406,719	43,974	2	1,399,067	43,735	2
Idle assets, net	閒置資產－淨額	381,675	11,931	1	384,595	12,022	-
Long-term prepayments	長期預付款	7,243,514	226,430	8	3,700,797	115,686	5
Prepaid pension cost	預付退休金	194,847	6,091	-	194,156	6,069	-
Deferred tax assets	遞延所得稅資產	-	-	-	165,859	5,185	-
Restricted assets	受限制資產	3,000,621	93,799	3	20,293	634	-
Miscellaneous	其他資產－其他	70,854	2,215	-	187,190	5,852	-
Total other assets	其他資產合計	12,298,230	384,440	14	6,051,957	189,183	7
TOTAL	資產總計	\$91,371,391	\$ 2,856,249	100	\$ 82,354,244	\$ 2,574,374	100

LIABILITIES AND STOCKHOLDERS' EQUITY	負債及股東權益	2009			2008		
		九十八年十二月三十一日			九十七年十二月三十一日		
		New Taiwan Dollars 新台幣	U.S. Dollars 美金	%	New Taiwan Dollars 新台幣	U.S. Dollars 美金	%
CURRENT LIABILITIES	流動負債						
Short-term debts	銀行短期借款	\$ 7,186,057	\$ 224,634	8	\$ 6,947,670	\$ 217,183	8
Short-term notes and bills payable	應付短期票券	3,991,142	124,762	4	3,433,776	107,339	4
Notes and accounts payable	應付票據及帳款	15,554,325	486,225	17	14,460,057	452,018	18
Income tax payable	應付所得稅	675,839	21,127	1	373,787	11,684	-
Accrued expenses	應付費用	2,834,015	88,591	3	2,368,949	74,053	3
Other payables	其他應付款	3,499,086	109,381	4	3,813,872	119,221	5
Balance payable - property	應付工程設備款	531,528	16,615	1	275,245	8,604	-
Advanced receipts	預收款項	4,736,156	148,051	5	4,484,381	140,181	5
Current portion of bonds issued	一年內到期之應付公司債	500,000	15,630	-	-	-	-
Current portion of long-term borrowings	一年內到期之長期借款	2,845,577	88,952	3	3,711,065	116,007	5
Other current liabilities	其他流動負債	673,420	21,051	1	792,498	24,773	1
Total current liabilities	流動負債合計	43,027,145	1,345,019	47	40,661,300	1,271,063	49
LONG-TERM LIABILITIES, NET OF CURRENT PORTION	長期負債						
Bonds issued	應付公司債	1,200,000	37,512	1	1,700,000	53,142	2
Long-term borrowings	長期借款	16,060,039	502,033	18	12,752,349	398,635	16
Total long-term liabilities	長期負債合計	17,260,039	539,545	19	14,452,349	451,777	18
RESERVE	各項準備						
Reserve for land revaluation increment tax	土地增值稅準備	575,490	17,990	1	575,490	17,990	1
OTHER LIABILITIES	其他負債						
Accrued pension costs	應計退休金負債	226,556	7,082	-	314,033	9,816	-
Deposits received	存入保證金	485,076	15,163	1	458,060	14,319	1
Deferred tax liabilities	遞延所得稅負債	148,728	4,649	-	-	-	-
Miscellaneous	其他負債－其他	31,792	994	-	32,045	1,002	-
Total other liabilities	其他負債合計	892,152	27,888	1	804,138	25,137	1
Total liabilities	負債合計	61,754,826	1,930,442	68	56,493,277	1,765,967	69
STOCKHOLDERS' EQUITY	股東權益						
STOCKHOLDERS' EQUITY OF PARENT COMPANY	母公司股東權益						
Capital stock, NT\$10.00 par value	股本						
Authorized-1,350,000 thousand shares	普通股－每股面額 10 元，						
Issued and outstanding-1,212,326 thousand shares in 2009 and 1,177,015 thousand shares in 2008	額定 1,350,000 仟股，發行：九十八年 1,212,326 仟股及九十七年 1,177,015 仟股	12,123,259	378,970	13	11,770,154	367,932	14
Capital surplus	資本公積						
Additional paid-in capital - share issuance in excess of par	股票發行溢價	2,175,718	68,012	2	2,175,718	68,012	3
Treasury stock transactions	庫藏股票交易	964,467	30,149	1	835,591	26,120	1
Long-term investments	長期投資	384,643	12,024	1	372,157	11,634	-
Total capital surplus	資本公積合計	3,524,828	110,185	4	3,383,466	105,766	4
Retained earnings:	保留盈餘						
Legal reserve	法定盈餘公積	1,525,328	47,682	2	1,496,641	46,785	2
Special reserve	特別盈餘公積	1,000,564	31,277	1	1,484,033	46,390	2
Unappropriated earnings	未分配盈餘	1,968,212	61,526	2	286,864	8,967	-
Total retained earnings	保留盈餘合計	4,494,104	140,485	5	3,267,538	102,142	4
Other equity adjustments	股東權益其他項目						
Cumulative translation adjustments	累積換算調整數	139,364	4,357	-	317,743	9,932	1
Net losses not recognized as pension costs	未認列為退休金成本之淨損失	(10,386)	(325)	-	(6,584)	(206)	-
Unrealized valuation gains (losses) on financial instruments	金融商品未實現(損)益	3,192,918	99,810	3	1,125,491	35,183	1
Unrealized asset revaluation increment	未實現重估增值	883,944	27,632	1	883,944	27,632	1
Treasury stock - 13,392 thousand shares in 2009 and 17,473 thousand shares in 2008	庫藏股票－九十八年 13,392 仟股及九十七年 17,473 仟股	(71,230)	(2,227)	-	(95,723)	(2,992)	-
Total other equity adjustments	股東權益其他項目合計	4,134,610	129,247	4	2,224,871	69,549	3
Total stockholders' equity of parent company	母公司股東權益合計	24,276,801	758,887	26	20,646,029	645,389	25
Minority interests	少數股權	5,339,764	166,920	6	5,214,938	163,018	6
Total stockholders' equity	股東權益合計	29,616,565	925,807	32	25,860,967	808,407	31
TOTAL	負債及股東權益合計	\$91,371,391	\$ 2,856,249	100	\$ 82,354,244	\$ 2,574,374	100

(Concluded)

CONSOLIDATED STATEMENTS OF INCOME 合併損益表

YEARS ENDED DECEMBER 31, 2009 AND 2008 民國九十八年及九十七年一月一日至十二月三十一日

(In Thousands, Except Consolidated Earnings Per Share) 單位：新台幣仟元，惟每股合併盈餘為元

		2009 九十八年度			2008 九十七年度		
		New Taiwan Dollars	U.S. Dollars	%	New Taiwan Dollars	U.S. Dollars	%
		新台幣	美金		新台幣	美金	
REVENUES	營業收入						
Sales	銷貨收入	\$ 96,985,133	\$ 3,031,733	98	\$ 87,739,775	\$ 2,742,725	98
Other operating revenues	其他營業收入	1,820,230	56,900	2	1,590,379	49,715	2
Total revenues	營業收入合計	98,805,363	3,088,633	100	89,330,154	2,792,440	100
COSTS	營業成本						
Cost of goods sold	銷貨成本	78,341,736	2,448,945	79	70,635,390	2,208,046	79
Other operating costs	其他營業成本	214,373	6,701	-	107,678	3,366	-
Total costs	營業成本合計	78,556,109	2,455,646	79	70,743,068	2,211,412	79
GROSS PROFIT	營業毛利	20,249,254	632,987	21	18,587,086	581,028	21
OPERATING EXPENSES	營業費用						
Selling	推銷費用	11,045,648	345,284	11	10,193,041	318,632	12
General and administrative	管理及總務費用	5,704,505	178,322	6	5,705,836	178,363	6
Total operating expenses	營業費用合計	16,750,153	523,606	17	15,898,877	496,995	18
OPERATING INCOME	營業利益	3,499,101	109,381	4	2,688,209	84,033	3
NONOPERATING INCOME AND GAINS	營業外收入及利益						
Equity in earnings of equity- method investees, net	採權益法認列之投資淨益	406,795	12,716	1	-	-	-
Dividend income	股利收入	246,795	7,715	-	362,182	11,322	1
Gains on disposal of investments, net	處分投資淨益	297,172	9,289	-	193,344	6,044	-
Interest income	利息收入	98,878	3,091	-	189,946	5,937	-
Valuation gain on financial assets	金融資產評價利益	83,435	2,608	-	-	-	-
Other income	什項收入	353,477	11,050	-	333,402	10,422	-
Total nonoperating income and gains	營業外收入及利益合計	1,486,552	46,469	1	1,078,874	33,725	1
NONOPERATING EXPENSES AND LOSSES	營業外費用及損失						
Interest expenses	利息費用	347,987	10,878	1	639,926	20,004	1
Impairment loss on Financial assets carried at cost	以成本衡量之金融資產減損損失	39,927	1,248	-	-	-	-
Loss on disposal of property and idle assets, net	處分及報廢固定及閒置資產淨損	16,412	513	-	58,125	1,817	-
Equity in losses of equity-method investees, net	採權益法認列之投資損失	-	-	-	544,564	17,023	1
Impairment loss on goodwill	商譽減損損失	-	-	-	188,832	5,903	-
Valuation loss on financial assets	金融資產評價損失	-	-	-	73,781	2,306	-
Other expenses	什項支出	205,068	6,410	-	231,710	7,243	-
Total nonoperating expenses and losses	營業外費用及損失合計	609,394	19,049	1	1,736,938	54,296	2

(接次頁)

(承前頁)		2009 九十八年度			2008 九十七年度		
		New Taiwan Dollars	U.S. Dollars	%	New Taiwan Dollars	U.S. Dollars	%
		新台幣	美金		新台幣	美金	
INCOME BEFORE INCOME TAX	稅前利益	\$ 4,376,259	\$ 136,801	4	\$ 2,030,145	\$ 63,462	2
INCOME TAX	所得稅費用	1,459,681	45,629	1	804,287	25,142	1
SUBSIDIARIES' BONUS TO EMPLOYEES AND REMUNERATION TO DIRECTORS AND SUPERVISORS	子公司之員工紅利及董監酬勞	-	-	-	(202)	(6)	-
NET INCOME	合併總純益	\$ 2,916,578	\$ 91,172	3	\$ 1,225,656	\$ 38,314	1
ATTRIBUTED TO:	歸屬予：						
Stockholders of the parent	母公司股東權益	\$ 1,932,776	\$ 60,419	2	\$ 286,864	\$ 8,967	-
Minority interests	少數股權	983,802	30,753	1	938,792	29,347	1
		\$ 2,916,578	\$ 91,172	3	\$ 1,225,656	\$ 38,314	1
		2009 九十八年度			2008 九十七年度		
		Before Tax 稅前	After Tax 稅後		Before Tax 稅前	After Tax 稅後	
		New Taiwan Dollars 新台幣	U.S. Dollars 美金	New Taiwan Dollars 新台幣	U.S. Dollars 美金	New Taiwan Dollars 新台幣	U.S. Dollars 美金
CONSOLIDATED EARNINGS PER SHARE	每股合併盈餘						
Basic	基本每股合併盈餘	\$ 1.70	\$ 0.05	\$ 1.62	\$ 0.05	\$ 0.18	\$ 0.01
Diluted	稀釋每股合併盈餘	\$ 1.70	\$ 0.05	\$ 1.61	\$ 0.05	\$ 0.18	\$ 0.01

(Concluded)

(Continued)

BALANCE SHEETS 資產負債表

DECEMBER 31, 2009 AND 2008 民國九十八年及九十七年十二月三十一日

(In Thousands of New Taiwan Dollars, Except Par Value) (單位：除每股面額為新台幣元外，餘係新台幣仟元)

ASSETS	資產	2009 九十八年十二月三十一日		2008 九十七年十二月三十一日	
		Amount 金額	%	Amount 金額	%
CURRENT ASSETS	流動資產				
Cash	現金	\$ 278,918	1	\$ 288,988	1
Available-for-sale financial assets - current	備供出售金融資產－流動	228,938	1	131,662	-
Receivables:					
Notes	應收票據	13,320	-	14,062	-
Accounts, net of allowance for doubtful accounts of \$4,133 thousand in 2009 and \$8,799 thousand in 2008	應收帳款－減備抵呆帳九十八年 4,133 仟元及九十七年 8,799 仟元後之淨額	180,841	-	168,760	1
Related parties - notes and receivables	應收關係人款項－帳款及票據	36,616	-	30,142	-
Related parties - others	應收關係人款項－其他	303,436	1	500,571	1
Others	其他應收款	114,730	-	89,254	-
Inventories	存貨	216,316	1	296,229	1
Prepayments	預付款項	27,694	-	22,704	-
Deferred tax assets- current	遞延所得稅資產－流動	31,322	-	34,292	-
Noncurrent assets classified as held for sale	待出售非流動資產	89,461	-	-	-
Other current assets	其他流動資產	138,003	-	64,473	-
Total current assets	流動資產合計	1,659,595	4	1,641,137	4
LONG-TERM INVESTMENTS	長期股權投資				
Investments accounted for by the equity method	採權益法之長期股權投資	18,395,707	40	15,964,679	38
Available-for-sale financial assets - noncurrent	備供出售金融資產－非流動	2,576,840	5	1,859,887	5
Financial assets carried at cost	以成本衡量之金融資產	116,728	-	160,035	-
Total long-term investments	長期股權投資合計	21,089,275	45	17,984,601	43
PROPERTY	固定資產				
Cost	成本				
Land	土地	4,118,124	9	4,072,720	10
Buildings and equipment	房屋及設備	6,972,872	15	6,122,584	15
Furniture and equipment	器具及設備	3,400,286	7	3,137,123	7
Total cost	成本合計	14,491,282	31	13,332,427	32
Revaluation increment	重估增值	1,212,414	3	1,193,498	2
Cost and appreciation	成本及重估增值	15,703,696	34	14,525,925	34
Less: Accumulated depreciation	減：累積折舊	4,732,105	10	4,277,773	10
		10,971,591	24	10,248,152	24
Construction in progress and prepayments for equipment	未完工程及預付設備款	5,946,369	13	6,093,083	15
Leasehold rights, net	租賃權益－淨額	4,457,349	9	4,117,668	10
Properties leased to others, net	出租資產－淨額	1,487,794	3	1,012,661	2
Net property	固定資產淨額	22,863,103	49	21,471,564	51
OTHER ASSETS	其他資產				
Idle assets, net	閒置資產－淨額	381,610	1	384,462	1
Refundable deposits	存出保證金	159,028	-	158,828	-
Prepaid pension costs	預付退休金	194,847	1	194,156	1
Miscellaneous	其他資產－其他	7,493	-	7,031	-
Total other assets	其他資產合計	742,978	2	744,477	2
TOTAL	資產總計	\$ 46,354,951	100	\$ 41,841,779	100

LIABILITIES AND STOCKHOLDERS' EQUITY	負債及股東權益	2009 九十八年十二月三十一日		2008 九十七年十二月三十一日	
		Amount 金額	%	Amount 金額	%
CURRENT LIABILITIES	流動負債				
Short-term debts	短期借款	\$ 2,650,000	6	\$ 2,950,000	7
Short-term notes and bills payable	應付短期票券	1,448,934	3	1,794,234	4
Accounts payable	應付帳款	2,238,613	5	1,826,379	4
related parties - payables	應付關係人款項－帳款	54,555	-	53,851	-
related parties - others	應付關係人款項－其他	95,609	-	115,119	-
Accrued expenses	應付費用	704,181	2	531,884	1
Balance payable - property	應付工程設備款	259,058	1	100,978	-
Other payables	其他應付款	94,953	-	102,468	-
Advance receipts	預收款項	1,430,724	3	1,427,945	4
Current portion of bonds issued	一年內到期之應付公司債	500,000	1	-	-
Current portion of long-term borrowings	一年內到期之長期借款	-	-	698,875	2
Other current liabilities	其他流動負債	583,984	1	591,865	2
Total current liabilities	流動負債合計	10,060,611	22	10,193,598	24
LONG-TERM LIABILITIES, NET OF CURRENT PORTION	長期負債				
Bonds issued	應付公司債	1,200,000	2	1,700,000	4
Long-term borrowings	長期借款	10,078,147	22	8,663,377	21
Total long-term liabilities	長期負債合計	11,278,147	24	10,363,377	25
RESERVES	各項準備				
Reserve for land revaluation increment tax	土地增值稅準備	575,490	1	575,490	2
OTHER LIABILITIES	其他負債				
Deposits received	存入保證金	38,872	-	39,373	-
Deferred tax liabilities - noncurrent	遞延所得稅負債－非流動	105,921	1	12,546	-
Deferred credits - gains on related-party transactions	遞延盈餘	11,366	-	11,366	-
Miscellaneous	其他負債－其他	7,743	-	-	-
Total other liabilities	其他負債合計	163,902	1	63,285	-
Total liabilities	負債合計	22,078,150	48	21,195,750	51
STOCKHOLDERS' EQUITY	股東權益				
Capital stock NT\$10.00 par value	股本				
Authorized - 1,350,000 thousand shares Issued and outstanding- 1,212,326 thousand shares in 2009 and 1,177,015 thousand shares in 2008	普通股股本－每股面額 10 元，額定：1,350,000 仟股，發行：九十八年，1,212,326 仟股及九十七年 1,177,015 仟股	12,123,259	26	11,770,154	28
Capital surplus:	資本公積				
Additional paid-in capital - share issuance in excess of par	股票發行溢價	2,175,718	4	2,175,718	5
Treasury stock transactions	庫藏股票交易	964,467	2	835,591	2
Long-term investments	長期投資	384,643	1	372,157	1
Total capital surplus	資本公積合計	3,524,828	7	3,383,466	8
Retained earnings:	保留盈餘				
Legal reserve	法定盈餘公積	1,525,328	4	1,496,641	4
Special reserve	特別盈餘公積	1,000,564	2	1,484,033	3
Unappropriated earnings	未分配盈餘	1,968,212	4	286,864	1
Total retained earnings	保留盈餘合計	4,494,104	10	3,267,538	8
Other equity adjustments	股東權益其他項目				
Cumulative translation adjustments	累積換算調整數	139,364	-	317,743	1
Net loss not recognized as pension costs	未認列為退休金成本之淨損失	(10,386)	-	(6,584)	-
Unrealized valuation gains (losses) on financial instruments	金融商品未實現(損)益	3,192,918	7	1,125,491	2
Unrealized asset revaluation increment	未實現重估增值	883,944	2	883,944	2
Treasury stock - 13,392 thousand shares in 2009 and 17,473 thousand shares in 2008	庫藏股票－九十八年 13,392 仟股及九十七年 17,473 仟股	(71,230)	-	(95,723)	-
Total other equity adjustments	股東權益其他項目合計	4,134,610	9	2,224,871	5
Total stockholders' equity	股東權益合計	24,276,801	52	20,646,029	49
TOTAL	負債及股東權益總計	\$ 46,354,951	100	\$ 41,841,779	100

(Concluded)

STATEMENTS OF INCOME 損益表

YEARS ENDED DECEMBER 31, 2009 AND 2008 民國九十八年及九十七年一月一日至十二月三十一日

(In Thousands of New Taiwan Dollars, Except Earnings Per Share) (單位：除每股盈餘為新台幣元外，餘係仟元)

		2009 九十八年度		2008 九十七年度	
		Amount 金額	%	Amount 金額	%
REVENUES	營業收入				
Sales	銷貨收入	\$ 21,988,908	99	\$ 20,809,508	99
Other operating revenues	其他營業收入	214,290	1	223,914	1
Total revenues	營業收入合計	22,203,198	100	21,033,422	100
COSTS	營業成本				
Cost of goods sold	銷貨成本	17,735,782	80	16,746,762	80
Other operating costs	其他營業成本	50,119	-	47,496	-
Total costs	營業成本合計	17,785,901	80	16,794,258	80
GROSS PROFIT	營業毛利	4,417,297	20	4,239,164	20
OPERATING EXPENSES	營業費用				
Selling	推銷費用	876,528	4	822,954	4
General and administrative	管理及總務費用	2,850,456	13	2,711,469	13
Total operating expenses	營業費用合計	3,726,984	17	3,534,423	17
OPERATING INCOME	營業淨利	690,313	3	704,741	3
NONOPERATING INCOME AND GAINS	營業外收入及利益				
Equity in earning of equity-method investees, net	採權益法認列之投資淨益	1,316,910	6	-	-
Dividend income	股利收入	108,663	-	149,611	1
Interest income	利息收入	2,010	-	4,649	-
Gain on disposal of investments, net	處分投資淨益	-	-	156,388	1
Other income	什項收入	116,077	1	115,612	-
Total nonoperating income and gains	營業外收入及利益合計	1,543,660	7	426,260	2
NONOPERATING EXPENSES AND LOSSES	營業外費用及損失				
Interest expense	利息費用	61,612	-	190,572	1
Impairment loss on Financial assets carried at cost	以成本衡量之金融資產減損損失	39,927	-	-	-
Loss on disposal of property and idle assets	處分及報廢固定及閒置資產淨損失	3,201	-	13,985	-
Equity in losses of equity-method investees, net	採權益法認列之投資淨損	-	-	611,509	3
Other expenses	什項支出	98,987	1	94,869	-
Total nonoperating expenses and losses	營業外費用及損失合計	203,727	1	910,935	4
INCOME BEFORE INCOME TAX	稅前淨利	2,030,246	9	220,066	1
INCOME TAX EXPENSE (BENEFIT)	所得稅費用 (利益)	97,470	-	(66,798)	-
NET INCOME	淨利	\$ 1,932,776	9	\$ 286,864	1

(接次頁)

(承前頁)		2009 九十八年度		2008 九十七年度	
		Before Tax 稅前	After Tax 稅後	Before Tax 稅前	After Tax 稅後
EARNINGS PER SHARE	每股盈餘				
Basic	基本每股盈餘	\$ 1.70	\$ 1.62	\$ 0.18	\$ 0.24
Diluted	稀釋每股盈餘	\$ 1.70	\$ 1.61	\$ 0.18	\$ 0.24
EARNINGS PER SHARE	每股盈餘				
Basic	基本每股盈餘	\$ 1.78	\$ 1.70	\$ 0.61	\$ 0.67
Diluted	稀釋每股盈餘	\$ 1.78	\$ 1.70	\$ 0.61	\$ 0.67

Pro forma information on the assumption that the Company's shares traded or held by subsidiaries are treated as investments instead of treasury stocks:
假設子公司持有母公司股票不視為庫藏股票而作為投資時之擬制資料稅後金額

(Concluded)

(Continued)

STATEMENTS OF CHANGES IN STOCKHOLDERS' EQUITY 股東權益變動表

YEARS ENDED DECEMBER 31, 2009 AND 2008 民國九十八年及九十七年一月一日至十二月三十一日

(In Thousands of New Taiwan Dollars, Except Dividends Per Share) (單位：除每股現金股利為新台幣元外，係新台幣千元)

		Capital Stock				Capital Surplus				Retained Earnings						Other Equity Adjustments				Total Stockholders' Equity
		股本	資本公積			保留盈餘				股東權益其他調整項目				Total Stockholders' Equity						
		Issued and Outstanding	Additional Paid-in Capital - Share Issuance in Excess of Par	Treasury Stock Transactions	Long-term Investments	Legal Reserve	Special Reserve	Unappropriated Earnings	Cumulative Translation Adjustments	Net Loss Not Recognized as Pension Cost	Unrealized Gains (Losses) on Financial Instruments	Unrealized Asset Revaluation Increment	Treasury Stock		Total Stockholders' Equity					
		普通股	股票發行溢價	庫藏股票交易	長期投資	法定盈餘公積	特別盈餘公積	未分配盈餘	累積換算調整數	未認列為退休金成本之淨損失	金融商品未實現(損)益	未實現重估增值	庫藏股票	股東權益合計						
BALANCE, JANUARY 1, 2008	九十七年一月一日餘額	\$ 11,209,670	\$ 2,175,718	\$ 312,682	\$ 323,895	\$ 1,335,926	\$ 2,156,588	\$ 1,607,152	(\$ 16,162)	(\$ 12,351)	\$ 4,465,999	\$ 883,944	(\$ 165,492)	\$ 24,277,569						
Appropriation of prior year's earnings:	九十六年度盈餘分配																			
Legal reserve	法定盈餘公積	-	-	-	-	160,715	-	(160,715)	-	-	-	-	-	-						
Reversal of special reserve	迴轉特別盈餘公積	-	-	-	-	-	(672,555)	672,555	-	-	-	-	-	-						
Stock dividends - 5%	股票股利 - 5%	560,484	-	-	-	-	-	(560,484)	-	-	-	-	-	-						
Cash dividends - NT\$1.3 per share	現金股利 - 每股 1.3 元	-	-	-	-	-	-	(1,457,257)	-	-	-	-	-	(1,457,257)						
Employee bonuses	員工紅利	-	-	-	-	-	-	(57,858)	-	-	-	-	-	(57,858)						
Remuneration to directors and supervisors	董監事酬勞	-	-	-	-	-	-	(43,393)	-	-	-	-	-	(43,393)						
Adjustment due to subsidiaries' disposal of parent's stocks	子公司處分母公司股票之調整	-	-	522,909	-	-	-	-	-	-	-	-	69,769	592,678						
Translation adjustments on long-term equity investments	外幣長期股權投資換算調整數	-	-	-	-	-	-	-	4,648	-	-	-	-	4,648						
Adjustment arising from changes in percentage of ownership in investees	未按持股比例認購被投資公司現金增資調整	-	-	-	(27,047)	-	-	-	-	-	-	-	-	(27,047)						
Adjustment reported by equity-method investees	採權益法認列被投資公司調整	-	-	-	75,309	-	-	-	329,257	5,767	(1,972,773)	-	-	(1,562,440)						
Valuation loss on available-for-sale financial assets	備供出售金融資產未實現損益之變動	-	-	-	-	-	-	-	-	-	(1,367,735)	-	-	(1,367,735)						
Net income in 2008	九十七年度淨利	-	-	-	-	-	-	286,864	-	-	-	-	-	286,864						
BALANCE, DECEMBER 31, 2008	九十七年十二月三十一日餘額	11,770,154	2,175,718	835,591	372,157	1,496,641	1,484,033	286,864	317,743	(6,584)	1,125,491	883,944	(95,723)	20,646,029						
Appropriation of prior year's earnings:	九十七年度盈餘分配																			
Legal reserve	法定盈餘公積	-	-	-	-	28,687	-	(28,687)	-	-	-	-	-	-						
Reversal of special reserve	迴轉特別盈餘公積	-	-	-	-	-	(483,469)	483,469	-	-	-	-	-	-						
Stock dividends - 3%	股票股利 - 3%	353,105	-	-	-	-	-	(353,105)	-	-	-	-	-	-						
Cash dividends - NT\$0.3 per share	現金股利 - 每股 0.3 元	-	-	-	-	-	-	(353,105)	-	-	-	-	-	(353,105)						
Adjustment due to subsidiaries' disposal of parent's stocks	子公司處分母公司股票之調整	-	-	128,876	-	-	-	-	-	-	-	-	24,493	153,369						
Translation adjustments on long-term equity investments	外幣長期股權投資換算調整數	-	-	-	-	-	-	-	(9,262)	-	-	-	-	(9,262)						
Adjustment reported by equity-method investees	採權益法認列被投資公司調整	-	-	-	12,486	-	-	-	(169,117)	(3,802)	1,253,198	-	-	1,092,765						
Valuation gain on available-for-sale financial assets	備供出售金融資產未實現損益之變動	-	-	-	-	-	-	-	-	-	814,229	-	-	814,229						
Net income in 2009	九十八年度淨利	-	-	-	-	-	-	1,932,776	-	-	-	-	-	1,932,776						
BALANCE, DECEMBER 31, 2009	九十八年十二月三十一日餘額	\$ 12,123,259	\$ 2,175,718	\$ 964,467	\$ 384,643	\$ 1,525,328	\$ 1,000,564	\$ 1,968,212	\$ 139,364	(\$ 10,386)	\$ 3,192,918	\$ 883,944	(\$ 71,230)	\$ 24,276,801						

(Concluded)

STATEMENTS OF CASH FLOWS 現金流量表

YEARS ENDED DECEMBER 31, 2009 AND 2008 民國九十八年及九十七年一月一日至十二月三十一日
(In Thousands of New Taiwan Dollars) (單位：新台幣仟元)

		2009 九十八年度	2008 九十七年度
CASH FLOWS FROM OPERATING ACTIVITIES	營業活動之現金流量		
Net income	淨 利	\$ 1,932,776	\$ 286,864
Depreciation	折 舊	396,144	409,153
Amortization of deferred charges	攤 銷	6,940	7,280
Amortization of leasehold rights included in rental expense	租賃權益攤銷	74,822	74,822
Gain on disposal of investments, net	處分投資淨益	-	(156,388)
Cash dividends from equity-method investees	權益法計價之被投資公司發放現金股利	1,027,241	827,538
Equity in (earnings) losses of equity-method investees, net	權益法認列之投資淨(益)損	(1,316,910)	611,509
Impairment loss on Financial assets carried at cost	以成本衡量之金融資產減損損失	39,927	-
Loss on disposal of property and idle assets, net	處分及報廢固定及閒置資產淨損	3,201	13,985
Other expenses	其他損失	-	198
Deferred income taxes	遞延所得稅	96,345	(66,900)
Increase in prepaid pension cost	預付退休金增加	(691)	(50,842)
Net changes in operating assets and liabilities	營業資產及負債之淨變動		
Notes receivable	應收票據	742	1,796
Accounts receivable	應收帳款	(12,081)	69,171
Accounts receivable - related parties	應收關係人款項	(27,683)	30,191
Other receivables	其他應收款	(25,476)	(7,548)
Inventories	存 貨	79,913	(34,178)
Prepayments	預付款項	(4,990)	5,168
Other current assets	其他流動資產	(73,530)	11,236
Accounts payable	應付帳款	412,234	(258,174)
Accounts payable -related parties	應付關係人款項	(20,767)	58,480
Accrued expenses	應付費用	172,297	(13,994)
Other payables	其他應付款	(2,087)	3,773
Advanced receipts	預收款項	68,085	153,534
Other current liabilities	其他流動負債	(7,881)	(45,338)
Net cash provided by operating activities	營業活動之淨現金流入	2,818,571	1,931,336
CASH FLOWS FROM INVESTING ACTIVITIES	投資活動之現金流量		
Proceeds of the disposal of available-for-sale financial assets	處分備供出售金融資產價款	-	240,236
Acquisition of investments accounted for by the equity method	取得採權益法之長期股權投資價款	(678,400)	(1,140,000)
Proceeds of the disposal of property	處分固定資產價款	346	704
Proceeds of the disposal of idle assets	處分閒置資產價款	291	-
Real estate received in advance	預收房地款(帳列預收款項)增加	36,000	-
Acquisition of property	購置固定資產價款	(1,894,217)	(1,319,665)
(Increase) decrease in refundable deposits	存出保證金(增加)減少	(200)	1,113
Increase in other assets	其他資產-其他增加	(4,022)	(2,228)
Net cash used in investing activities	投資活動之淨現金流出	(2,540,202)	(2,219,840)
CASH FLOWS FROM FINANCING ACTIVITIES	融資活動之現金流量		
(Decrease) increase in short-term debts	短期借款(減少)增加	(300,000)	900,000
(Decrease) increase in short-term notes and bills payable	應付短期票券(減少)增加	(345,300)	1,095,030
Repayments of bonds issued	償還到期公司債	-	(1,200,000)
Issuance of bonds	發行應付公司債	-	1,200,000
Increase (decrease) in long-term borrowings	長期借款增加(減少)	715,895	(116,064)
Decrease in deposits received	存入保證金減少	(501)	(3,286)
Decrease in other liabilities	其他負債-其他減少	-	(563)
Cash dividends, bonuses paid to employees and remuneration paid to supervisors and directors	發放現金股利、董監事酬勞及員工紅利	(358,533)	(1,530,573)
Net cash (used in) provided by financing activities	融資活動之淨現金流(出)入	(288,439)	344,544

(接次頁)

(Continued)

(承前頁)		2009 九十八年度	2008 九十七年度
NET (DECREASE) INCREASE IN CASH	現金淨(減少)增加	(\$ 10,070)	\$ 56,040
CASH, BEGINNING OF YEAR	年初現金餘額	288,988	232,948
CASH, END OF YEAR	年底現金餘額	\$ 278,918	\$ 288,988
SUPPLEMENTAL CASH FLOW INFORMATION	現金流量資訊之補充揭露		
Interest paid	當年度支付利息	\$ 192,730	\$ 315,255
Less: Capitalized interest	減：資本化利息	165,808	147,918
Interest paid, excluding capitalized interest	不含資本化利息之當年度支付利息	\$ 26,922	\$ 167,337
Income tax paid	支付所得稅	\$ 2	\$ 1,389
NONCASH INVESTING AND FINANCING ACTIVITIES	不影響現金流量之投資及融資活動		
Dividends receivable from equity-method investees (classified as accounts receivable - related parties)	應收採權益法計價之被投資公司現金股利(帳列應收關係人款項-其他)	\$ 246,517	\$ 464,861
Adjustment to advance receipts and depreciation	預收裝修補助款沖減折舊	\$ 101,306	\$ 116,667
Properties leased to others reclassified to noncurrent assets classified as held for sale	出租資產轉列待出售非流動資產	\$ 89,461	\$ -
Current portion of bonds issued	一年內到期之應付公司債	\$ 500,000	\$ -
Current portion of long-term borrowings	一年內到期之長期借款	\$ -	\$ 698,875
Classification of credit balance in long-term investment to other liability	長期股權投資貸方餘額列為其他負債	\$ 7,743	\$ -
CASH PAID FOR ACQUISITION OF PROPERTY	購置固定資產支付現金		
Acquisition of property	固定資產增加	\$ 1,641,695	\$ 860,440
Acquisition of leasehold rights	租賃權益增加	414,503	192,685
Decrease in construction in progress	未完工程減少	(1,940)	(9,083)
Increase in balance payable - property	應付工程設備款增加	(158,080)	(22,965)
Increase in balance payable - property - related parties	應付工程設備款-關係人增加	(1,961)	-
Decrease in franchise liabilities	應付權利金負債減少	-	298,588
		\$ 1,894,217	\$ 1,319,665

(Concluded)

INDEPENDENT AUDITORS' REPORT

The Board of Directors and the Stockholders Far Eastern Department Stores, Ltd.

We have audited the accompanying balance sheets of Far Eastern Department Stores, Ltd. as of December 31, 2009 and 2008 and the related statements of income, changes in stockholders' equity and cash flows for the years then ended. These financial statements are the responsibility of the Company's management. Our responsibility is to express an opinion on these financial statements based on our audits.

We conducted our audits in accordance with the Rules Governing the Audit of Financial Statements by Certified Public Accountants and auditing standards generally accepted in the Republic of China. Those rules and standards require that we plan and perform the audit to obtain reasonable assurance about whether the financial statements are free of material misstatement. An audit includes examining, on a test basis, evidence supporting the amounts and disclosures in the financial statements. An audit also includes assessing the accounting principles used and significant estimates made by management, as well as evaluating the overall financial statement presentation. We believe that our audits provide a reasonable basis for our opinion.

In our opinion, the financial statements referred to above present fairly, in all material respects, the financial position of Far Eastern Department Stores, Ltd. as of December 31, 2009 and 2008, and the results of its operations and its cash flows for the years then ended, in conformity with the Guidelines Governing the Preparation of Financial Reports by Securities Issuers, requirements of the Business Accounting Law and Guidelines Governing Business Accounting with relevant to financial accounting standards and accounting principles generally accepted in the Republic of China.

As stated in Note 3 to the financial statements, effective January 1, 2009, Far Eastern Department Stores, Ltd. adopted the newly revised Statements of Financial Accounting Standards No. 10, "Inventories." In addition, effective January 1, 2008, Far Eastern Department Stores, Ltd. adopted Interpretation 2007-052 issued by the Accounting Research and Development Foundation, which requires companies to recognize bonuses paid to employees and remuneration paid to directors and supervisors as compensation expenses. These bonuses and remuneration were previously recorded as appropriations from earnings.

As stated in Note 29 to the financial statements, the Ministry of Economic Affairs revoked the capital registration of a direct subsidiary of the Company, Pacific Liu Tong Investment Co., Ltd. Far Eastern Department Stores, Ltd. filed a suit with the Taipei District Court to ensure the validity of Far Eastern Department Stores, Ltd.'s ownership of Pacific Liu Tong Investment Co., Ltd. The settlement of this case will depend on the court's final judgment.

We have also audited the consolidated financial statements of Far Eastern Department Stores, Ltd. and subsidiaries as of and for the years ended December 31, 2009 and have expressed an unqualified opinion thereon in our report dated March 5, 2010.

Deloitte & Touche
Taipei, Taiwan
Republic of China

March 5, 2010

Notice to Readers

The accompanying financial statements are intended only to present the financial position, results of operations and cash flows in accordance with accounting principles and practices generally accepted in the Republic of China and not those of any other jurisdictions. The standards, procedures and practices to audit such financial statements are those generally accepted and applied in the Republic of China.

For the convenience of readers, the auditors' report and the accompanying financial statements have been translated into English from the original Chinese version prepared and used in the Republic of China. If there is any conflict between the English version and the original Chinese version or any difference in the interpretation of the two versions, the Chinese-language auditors' report and financial statements shall prevail.

會計師查核報告

遠東百貨股份有限公司 公鑒：

遠東百貨股份有限公司民國九十八年及九十七年十二月三十一日之資產負債表，暨民國九十八年及九十七年一月一日至十二月三十一日之損益表、股東權益變動表及現金流量表，業經本會計師查核竣事。上開財務報表之編製係管理階層之責任，本會計師之責任則為根據查核結果對上開財務報表表示意見。

本會計師係依照會計師查核簽證財務報表規則及一般公認審計準則規劃並執行查核工作，以合理確信財務報表有無重大不實表達。此項查核工作包括以抽查方式獲取財務報表所列金額及所揭露事項之證據、評估管理階層編製財務報表所採用之會計原則及所作之重大會計估計，暨評估財務報表整體之表達。本會計師相信此項查核工作可對所表示之意見提供合理之依據。

依本會計師之意見，第一段所述財務報表在所有重大方面係依照證券發行人財務報告編製準則、商業會計法及商業會計處理準則中與財務會計準則相關之規定暨一般公認會計原則編製，足以允當表達遠東百貨股份有限公司民國九十八年及九十七年十二月三十一日之財務狀況，暨民國九十八及九十七年度之經營成果與現金流量。

如財務報表附註三所述，遠東百貨股份有限公司自民國九十八年一月一日起採用新修訂之財務會計準則公報第十號「存貨之會計處理準則」；民國九十七年一月一日起採用財團法人中華民國會計研究發展基金會於民國九十六年三月發布（九六）基秘字第〇五二號函，員工分紅及董監酬勞應視為費用，而非盈餘之分配。

如財務報表附註二十九所述，關於經濟部撤銷太平洋流通投資股份有限公司資本額登記乙案，遠東百貨股份有限公司已提起確認股東權存在之訴，惟最終結果尚待法院裁判認定。

遠東百貨股份有限公司已編製民國九十八年度之合併財務報表，並經本會計師出具修正式無保留意見之查核報告在案，備供參考。

勤業眾信聯合會計師事務所

會計師 余鴻賓

財政部證券暨期貨管理委員會核准文號

台財證六字第 0920123784 號


會計師 施景彬


財政部證券暨期貨管理委員會核准文號


台財證六字第 0920123784 號


中 華 民 國 九 十 九 年 三 月 五 日





 Chairman
Douglas Tong Hsu 徐旭東


 Investment Dept.
Tony Liu 劉朝雄


 President
Nancy Hsu 徐雪芳

 VP of President's office
Teh Hsiang Tsou 鄒德祥

 VP of Operation Division
Chris Liu 劉志成


 VP of Administration Division
Hou Kun Ni 倪候昆


 VP of Merchandise Division
Kuan Wen Hsieh 謝寬文


 Promotion Planning Dept.
C. S. Chuang 莊見祥


 Data Processing Center
Ivy Lee 李淑卿


 Auditor Office
Y. C. Yuan 袁譽潔


 Human Resources Dept.
Jim Huang 黃靖武


 VP of Investment Dept.
C. S. Yeh 葉清水


 FE21' Panchiao Store
Jacky Pi 畢監永

 FE21' MegA Hsinchu Store
Shiu Kuang Chiang 姜秀光


 FE21' MegA Tainan Store
Chih Kuo Mao 毛鄧國

 FE21' Chiayi Store
Wei Hsing Hsu 徐為興

 FE21' Paoching Store
Steven Bai 白明玉

 FE21' MegA Kaohsiung Store
Chang Li Lin 林彰豐

 FE21' Taoyuan Store
C. C. Lan 藍卓成

 FE21' Hualien Store
Dough Wu 吳道鏞



FE21' Paoching Store
FE21' 寶慶店



FE21' Panchiao Store
FE21' 板橋店



FE21' Taoyuan Store
FE21' 桃園店



FE21' MegA Hsinchu Store
FE21' MegA 新竹店



FE21' Chiayi Store
FE21' 嘉義店



FE21' MegA Tainan Konyuan Store
FE21' MegA 台南公園店



FE21' MegA Tainan Chenkong Store
FE21' MegA 台南成功店



FE21' MegA Kaohsiung Store
FE21' MegA 高雄店



FE21' Hualien Store
FE21' 花蓮店



Chairperson 董事長
Sophia C. W. Huang 黃晴雯



Vice Chairman 副董事長
Satoshi Inoue 井上哲



President 營業總經理
Kuang-Jong Lee 李光榮



President 行政總經理
Chin-Sen Tu 杜金森





Chief Operation Officer 營運長
Tim Chuang 莊金龍



Human Resources Director 人力資源協理
Ruby Wang 王玉如



Chief Auditor 稽核長
Jimmy Tsai 蔡俊明



Operation Director-South Region 中南區營運協理
Richard Huang 黃正揚



Operation Director- North Region 北區營運協理
Phil Lo 羅步錦



Development Director 開發暨工程部協理
James Lee 李鎮宇



Merchandise Director-Food 商品部食品協理
Andy Chiu 邱正乾



Merchandise Director-Non Food 商品部非食品協理
Jeff Yang 楊智傑



Information Technology Director 資訊部協理
Roger Yen 顏瑞堂



Accounting Controller 會計長
Thomas Chen 陳添壽



Marketing Director 行銷部協理
Fiona Wang 王彤芳



Chief Operation Officer 營運長
C. S. Yeh 葉清水



Store Operation Division 資深經理
Shirley Lo 羅中秀



Administration Division 襄理
S. W. Huang 黃書煒



Store Operation Division 經理
Leon Wang 王汝中



Vice President 副總經理
Edward Chang 張宗元





Chief Operation Officer 營運長
Tony Liu 劉朝雄



Chief Financial Officer 財務長
Edward Chang 張宗元



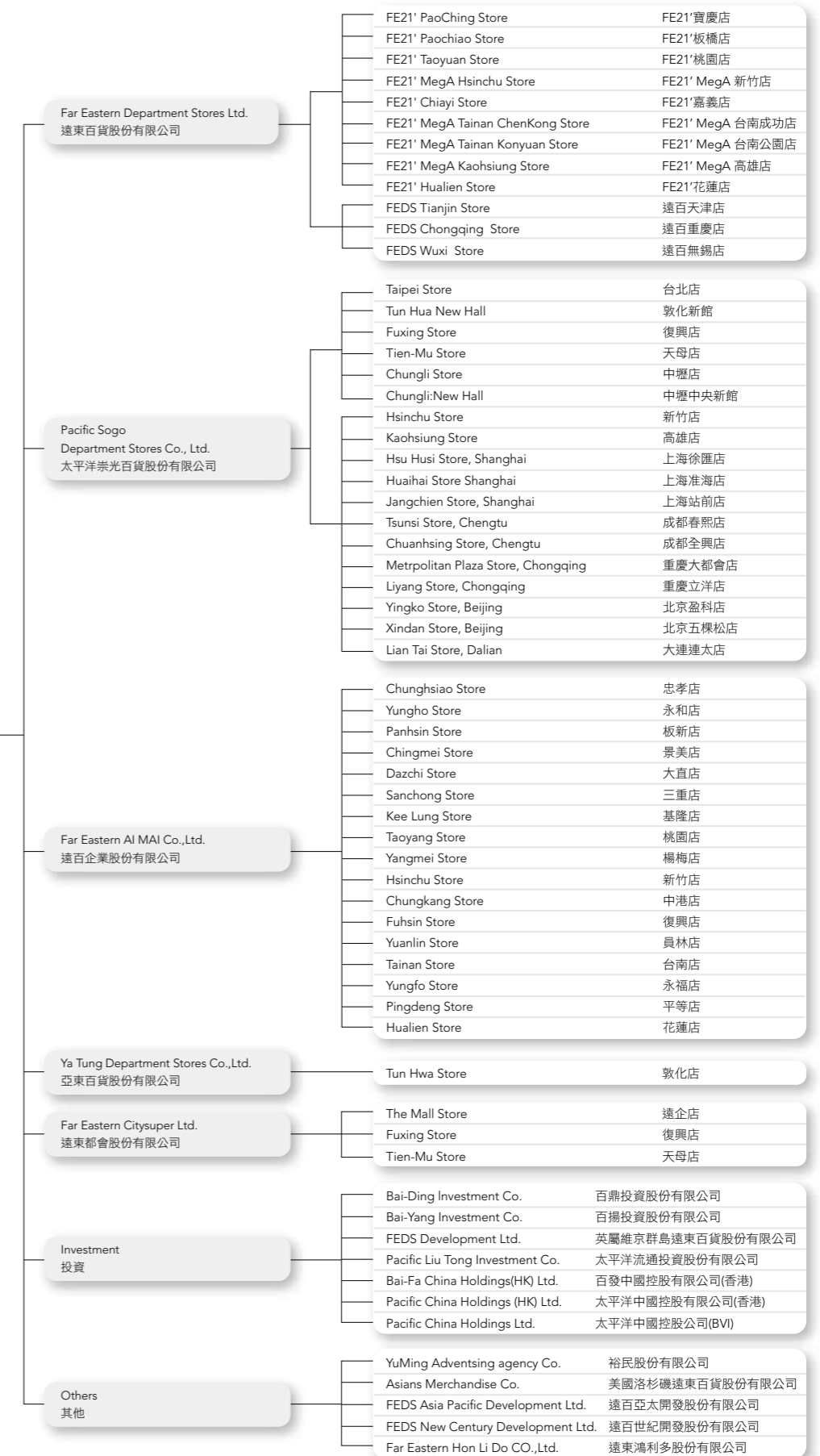
Life Division Manager 生活用品部採購協理
Peggy Lin 林品妙

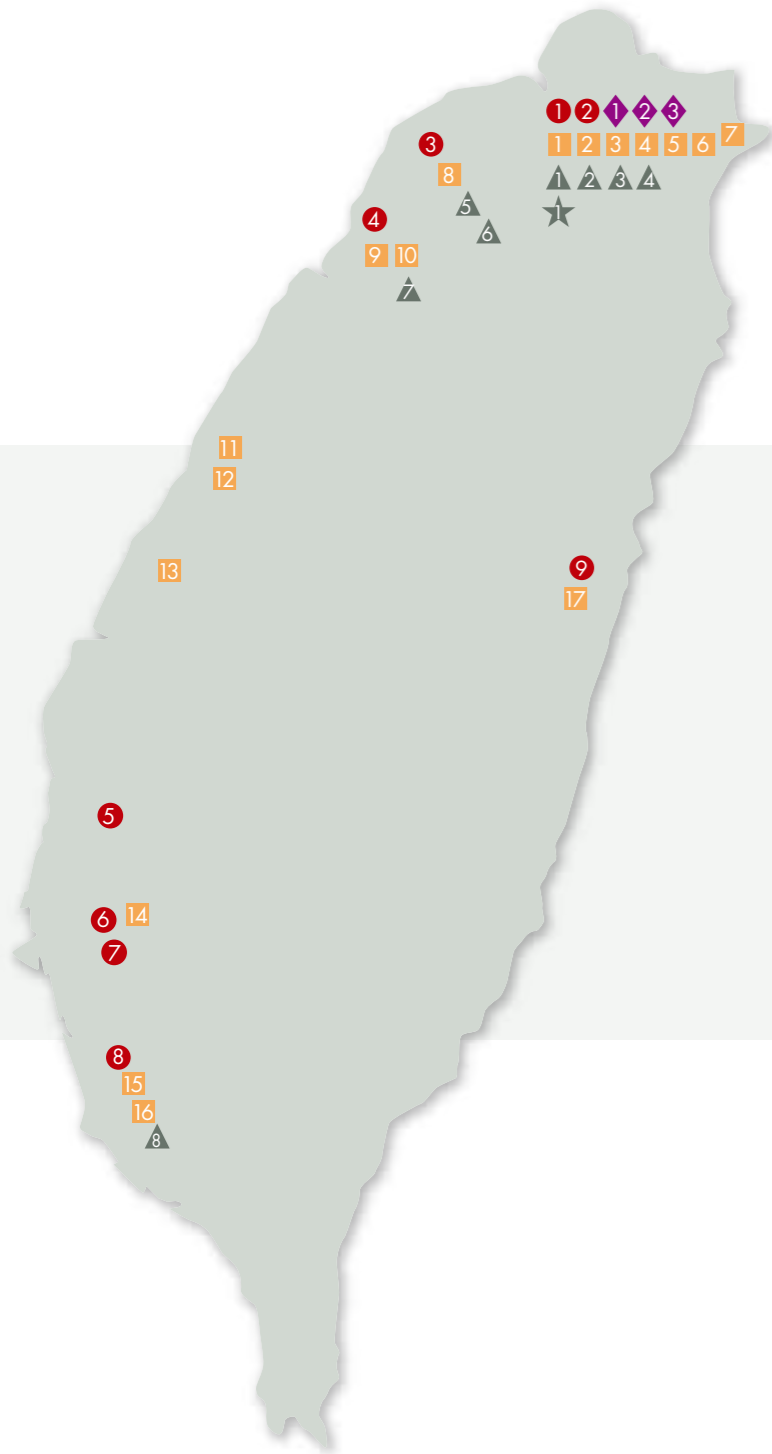


Food Division Manager 食品部採購協理
Tomson Yang 楊土城



FAR EASTERN DEPARTMENT STORES LTD. RETAIL GROUP
遠東百貨股份有限公司零售集團





Branch Stores of Far Eastern Department Stores Ltd. 遠東百貨股份有限公司各分公司

- | | |
|------------------------------------|------------------|
| 1 FE21' Paoching Store | FE21' 寶慶店 |
| 2 FE21' Panchiao Store | FE21' 板橋店 |
| 3 FE21' Taoyuan Store | FE21' 桃園店 |
| 4 FE21' MegA Hsinchu Store | FE21' MegA 新竹店 |
| 5 FE21' Chiayi Store | FE21' 嘉義店 |
| 6 FE21' MegA Tainan Chenkong Store | FE21' MegA 台南成功店 |
| 7 FE21' MegA Tainan Konyuan Store | FE21' MegA 台南公園店 |
| 8 FE21' MegA Kaohsiung Store | FE21' MegA 高雄店 |
| 9 FE21' Hualien Store | FE21' 花蓮店 |

Subsidiaries of Far Eastern Department Stores Ltd.

遠東百貨股份有限公司子公司

Pacific Sogo Department Stores Co., Ltd. 太平洋崇光百貨股份有限公司

- | | |
|--------------------|------|
| ▲ Taipei Store | 台北店 |
| ▲ Fuxing Store | 復興店 |
| ▲ Tun Hua New Hall | 敦化新館 |
| ▲ Tien-Mu Store | 天母店 |
| ▲ Chungli Store | 中壢店 |
| ▲ Chungli New Hall | 中壢新館 |
| ▲ Hsinchu Store | 新竹店 |
| ▲ Kaohsiung Store | 高雄店 |

Far Eastern AI MAI Co., Ltd. 遠百企業股份有限公司

- | | |
|--------------------|-------|
| 1 Chunghsiao Store | 忠孝分公司 |
| 2 Chingmei Store | 景美分公司 |
| 3 Panhsin Store | 板新分公司 |
| 4 Yunggho Store | 永和分公司 |
| 5 Dazch Store | 大直分公司 |
| 6 Sanchung Store | 三重分公司 |
| 7 Kee Lung Store | 基隆分公司 |
| 8 Taoyang Store | 桃園分公司 |
| 9 Yangmei Store | 楊梅分公司 |
| 10 Hsinchu Store | 新竹分公司 |
| 11 Yungfo Store | 永福分公司 |
| 12 Chungkang Store | 中港分公司 |
| 13 Yuanlin Store | 員林分公司 |
| 14 Tainan Store | 台南分公司 |
| 15 Fuhsin Store | 復興分公司 |
| 16 Pingdeng Store | 平等分公司 |
| 17 Hualien Store | 花蓮分公司 |

Ya Tung Department Store Co., Ltd. 亞東百貨股份有限公司(台北購物中心)

- ★ Taipei Metro, The Mall

Far Eastern Citysuper Ltd. 遠東都會股份有限公司

- | | |
|------------------|-----|
| ◆ The Mall Store | 遠企店 |
| ◆ Fuxing Store | 復興店 |
| ◆ Tien-Mu Store | 天母店 |



Far Eastern Department Stores Co., Ltd. 遠東百貨股份有限公司

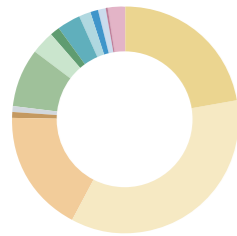
- | | |
|------------------------|-------|
| 1 FEDS Tianjin Store | 遠百天津店 |
| 2 FEDS Chongqing Store | 遠百重慶店 |
| 3 FEDS Wuxi Store | 遠百無錫店 |

Pacific Department Stores Co., Ltd. 太平洋百貨股份有限公司

- | | | | |
|-----------------------------|-------|---------------------------------------|--------|
| ▲ Hsu Huei Store, Shanghai | 上海徐匯店 | ▲ Metropolitan Plaza Store, Chongqing | 重慶大都會店 |
| ▲ Huaihai Store, Shanghai | 上海淮海店 | ▲ Liyang Store, Chongqing | 重慶立洋店 |
| ▲ Jangchien Store, Shanghai | 上海站前店 | ▲ Yingko Store, Beijing | 北京盈科店 |
| ▲ Tsunsi Store, Chengtu | 成都春熙店 | ▲ Xindan Store, Beijing | 北京五棵松店 |
| ▲ Chuanhsing Store, Chengtu | 成都全興店 | ▲ Lian Tai Store, Dalian | 大連連太店 |

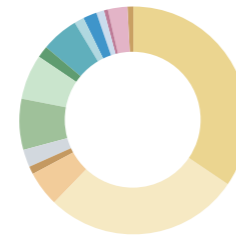
Unit: Million 單位: 百萬

Retail Revenue
零售收入



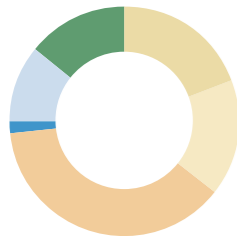
- Far Eastern Department Stores Ltd. 遠東百貨公司 NT\$2,203 US\$694.07
- Pacific Sogo Department Stores Ltd. 太平洋崇光百貨公司 NT\$3,377 US\$1,105.88
- Far Eastern Ai Mai Co., Ltd. 遠百企業公司 NT\$17,579 US\$549.52
- Ya Tung Department Stores Ltd. 亞東百貨公司 NT\$734 US\$22.95
- Far Eastern City Super Ltd. 遠東都會公司 NT\$981 US\$30.67
- Shanghai Pacific Department Store Co 上海太平洋百貨公司 NT\$8,217 US\$256.86
- Chengdu Shangxia Pacific D. S. Co. 成都商廈太平洋百貨公司 NT\$3,270 US\$102.23
- Chengdu Quanxing Pacific D. S. Co. 成都全興大慶太平洋百貨公司 NT\$1,480 US\$46.27
- Chongqing Metropolitan Plaza P.D.S. Co. 重慶大都會廣場太平洋百貨公司 NT\$3,122 US\$97.60
- Beijing Xidan Pacific Department S. Co. 北京西單太平洋百貨公司 NT\$1,740 US\$54.38
- Tianjin FEDS Limits, Co. 天津遠東百貨公司 NT\$1,240 US\$38.76
- Dalian Pacific Department Store Co.,Ltd 大連連太百貨公司 NT\$928 US\$29.01
- Chongqing Liyang Department Store Co.,Ltd 重慶市立洋百貨公司 NT\$1 US\$0.02
- Chongqing Yuan Bai Department Stores Co. 重慶遠東百貨公司 NT\$2,692 US\$84.15
- Wuxi Feds Co., Ltd. 無錫遠東百貨商場公司 NT\$0 US\$0.00

Retail Income After Income Tax
零售稅後淨利



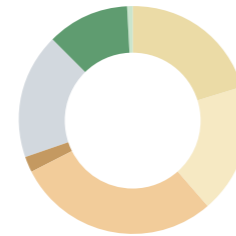
- Far Eastern Department Stores Ltd. 遠東百貨公司 NT\$1,933 US\$60.42
- Pacific Sogo Department Stores Ltd. 太平洋崇光百貨公司 NT\$1,559 US\$48.73
- Far Eastern Ai Mai Co., Ltd. 遠百企業公司 (NT\$270) (US\$8.43)
- Ya Tung Department Stores Ltd. 亞東百貨公司 (NT\$76) (US\$2.37)
- Far Eastern City Super Ltd. 遠東都會公司 (NT\$128) (US\$4.01)
- Shanghai Pacific Department Store Co. 上海太平洋百貨公司 NT\$442 US\$13.82
- Chengdu Shangxia Pacific D. S. Co. 成都商廈太平洋百貨公司 NT\$390 US\$12.19
- Chengdu Quanxing Pacific D. S. Co. 成都全興大慶太平洋百貨公司 NT\$87 US\$2.72
- Chongqing Metropolitan Plaza P.D.S. Co. 重慶大都會廣場太平洋百貨公司 NT\$299 US\$9.35
- Beijing Xidan Pacific Department S. Co. 北京西單太平洋百貨公司 (NT\$75) (US\$2.33)
- Tianjin FEDS Limits, Co. 天津遠東百貨公司 (NT\$113) (US\$3.55)
- Dalian Pacific Department Store Co.,Ltd 大連連太百貨公司 NT\$23 US\$0.72
- Chongqing Liyang Department Store Co.,Ltd 重慶市立洋百貨公司 (NT\$1) (US\$0.03)
- Chongqing Yuan Bai Department Stores Co. 重慶遠東百貨公司 NT\$163 US\$5.11
- Wuxi Feds CO., Ltd. 無錫遠東百貨商場公司 (NT\$2) (US\$0.06)

Investment Revenue
投資收入



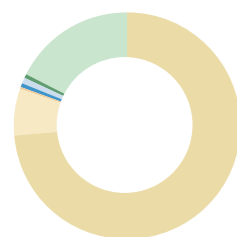
- Bai Ding Investment Ltd. 百鼎投資公司 NT\$1,223 US\$38.23
- Bai Yang Investment Ltd. 百揚投資公司 NT\$1,031 US\$32.22
- Pacific Liutong Investment Co. Ltd. 太平洋流通投資公司 NT\$2,370 US\$74.07
- Feds Development Ltd. 英屬維京群島遠東百貨公司 NT\$117 US\$3.66
- Pacific China Holding (HK) Ltd. 太平洋中國控股 (香港) 公司 NT\$684 US\$21.40
- Pacific China Holding Ltd. 太平洋中國控股公司 NT\$879 US\$27.46
- Bai-Fa China Holding (HK) Ltd. 百發中國控股公司 NT\$0 US\$0.00
- Pacific (China) Investment Co., Ltd. 百發(中國)投資公司 NT\$0 US\$0

Investment Income After Income Tax
投資稅後淨利



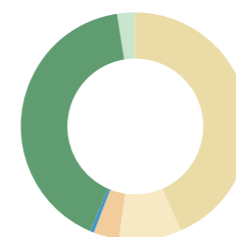
- Bai Ding Investment Ltd. 百鼎投資公司 NT\$789 US\$24.66
- Bai Yang Investment Ltd. 百揚投資公司 NT\$713 US\$22.27
- Pacific Liutong Investment Co. Ltd. 太平洋流通投資公司 NT\$1,113 US\$34.81
- Feds Development Ltd. 英屬維京群島遠東百貨公司 NT\$87 US\$2.73
- Pacific China Holding (HK) Ltd. 太平洋中國控股 (香港) 公司 NT\$684 US\$21.40
- Pacific China Holding Ltd. 太平洋中國控股公司 NT\$486 US\$15.19
- Bai-Fa China Holding (HK) Ltd. 百發中國控股公司 NT\$0 US\$0.00
- Pacific (China) Investment Co., Ltd. 百發(中國)投資公司 (NT\$2) (US\$0.05)

Other Revenue
其他收入



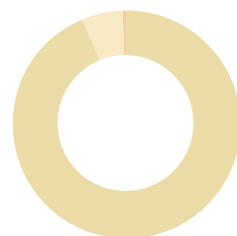
- Feds Asia Pacific Development Ltd. 遠百亞太開發公司 NT\$305 US\$9.54
- Feds New Century Development Ltd. 遠百新世紀開發公司 NT\$28 US\$0.86
- Yu Ming Advertising Agency Ltd. 裕民公司 NT\$2 US\$0.05
- Far Eastern Hon Li Do CO.,Ltd. 遠東鴻利多公司 NT\$2 US\$0.06
- Asian Merchandise Company 美國洛杉磯遠東百貨公司 NT\$3 US\$0.10
- Chongqing Pacific Business Management CO. 重慶太平洋商業管理諮詢公司 NT\$3 US\$0.10
- Shanghai baiding Consultant & Management CO. 上海百鼎商業管理諮詢公司 NT\$71 US\$2.23

Other Income After Income Tax
其他稅後淨利



- Feds Asia Pacific Development Ltd. 遠百亞太開發公司 NT\$133 US\$4.16
- Feds New Century Development Ltd. 遠百新世紀開發公司 NT\$27 US\$0.86
- Yu Ming Advertising Agency Ltd. 裕民公司 NT\$11 US\$0.35
- Far Eastern Hon Li Do CO.,Ltd. 遠東鴻利多公司 NT\$2 US\$0.06
- Asian Merchandise Company 美國洛杉磯遠東百貨公司 NT\$0 US\$0.00
- Chongqing Pacific Business Management CO. 重慶太平洋商業管理諮詢公司 (NT\$126) (US\$3.93)
- Shanghai baiding Consultant & Management CO. 上海百鼎商業管理諮詢公司 (NT\$7) (US\$0.23)

Total Revenue
合計收入
NT\$106,282 US\$3,322.35



- Retail Revenue 零售收入 NT\$99,564 US\$3,112.37
- Investment Revenue 投資收入 NT\$6,304 US\$197.04
- Others Revenue 其它收入 NT\$414 US\$12.94

Total Net Income After Income Tax
合計稅後淨利
NT\$8,141 US\$254.56



- Retail Net Income After Income Tax 零售收入 NT\$4,231 US\$132.28
- Investment Net Income After Income Tax 投資收入 NT\$3,870 US\$121.01
- Others Net Income After Income Tax 其它收入 NT\$40 US\$1.27

Far Eastern Department Stores Ltd.
遠東百貨股份有限公司

Head Office 總公司
27, Pao Ching Rd., Taipei 100, Taiwan, R.O.C.
TEL:886-2-2381-6155-9 FAX:886-2-2382-1371
Web: www.feds.com.tw e-mail: service@feds.com.tw

FE21' Paoching Store FE21' 寶慶店
32, Pao Ching Rd., Taipei 100, Taiwan, R.O.C.
TEL:886-2-2381-6088 FAX:886-2-2314-0669

FE21' Panchiao Store FE21' 板橋店
152, Chung Shan Rd., Sec. 1, Panchiao 220, Taiwan, R.O.C.
TEL:886-2-8952-5678 FAX:886-2-8953-0009

FE21' Taoyuan Store FE21' 桃園店
20, Chung Cheng Rd., Taoyuan 330, Taiwan, R.O.C.
TEL:886-3-335-9811 FAX:886-3-338-0194

FE21' MegA Hsinchu Store FE21' MegA 新竹店
323, Shida Rd., Hsinchu 300, Taiwan, R.O.C.
TEL: 886-3-523-3121-9 FAX:886-3-526-9413

FE21' Chiayi Store FE21' 嘉義店
537, Chuei Yang Rd., Chiayi 600, Taiwan, R.O.C.
TEL:886-5-236-5137-47 FAX:886-5-236-5358

FE21' MegA Tainan ChenKong Store FE21' MegA 台南成功店
210, Chen Kong Rd., Tainan 700, Taiwan, R.O.C.
TEL:886-6-209-8999 FAX:886-6-209-7907

FE21' MegA Tainan Konyuan Store FE21' MegA 台南公園店
60, Konyuan Shida Rd., Tainan 700, Taiwan, R.O.C.
TEL:886-6-225-9101 FAX:886-6-225-9120

FE21' MegA Kaohsiung Store FE21' MegA 高雄店
21, Sando 4th Shida Rd., Kaohsiung 807, Taiwan, R.O.C.
TEL:886-7-972-8888 FAX:886-7-972-2845

FE21' Hualien Store FE21' 花蓮店
581, Heping Rd., Hualien 970, Taiwan, R.O.C.
TEL: 886-3-835-5588 FAX: 886-3-836-2720

FEDS Tianjin Store 遠百天津店
168, Nankai District, Tianjin, China
TEL:86-22-2727-1688 FAX:86-22-2735-2489

FEDS Chongqing Store 遠百重慶店
10 Yanghe Rd. Jiangbai, Chongqing, China
TEL:86-23-8918-0088 FAX:8623-8911-8111

FEDS Wuxi Store 遠百無錫店
10 Yanghe Rd. Jiangbai, Chongqing, China
TEL:86-23-8918-0088 FAX:86-23-8911-8111

Far Eastern Int'l Seles 洛杉磯遠東百貨公司
13360 East Firestone BLVD., #J.
SANTA FE SPRINGS, CA 90670, U.S.A.
TEL:1-562-404-7376 FAX:1-562-404-8663

Pacific Sogo Department Stores Co., Ltd.
太平洋崇光百貨股份有限公司

Taipei Store 台北店
No.45, Sec.4, Chung Hsiao E. Rd, Taipei, Taiwan, R.O.C.
TEL:886-2-2776-5555 FAX:886-2-2741-2869

Fuxing Store 復興店
No.300, Sec.3, Chung Hsiao E.Rd.
TEL:886-2-2776-5555 FAX:886-2-2778-1191

Tun Hua New Hall 敦化新館
No.246, Sec.1, Tun Hua South Road, Taipei, Taiwan, R.O.C.
TEL:886-2-2776-5555 FAX:886-2-2711-2632

Tien-Mu Store 天母店
NO.77, Sec 6, Zhongshan N. Rd., Taipei, Taiwan, R.O.C.
TEL:886-2-2834-5000 FAX:886-2-2834-7755

Chungli Store 中壢店
No.357, Yuan Hua Road, Chungli, Taiwan, R.O.C.
TEL:886-3-422-7000 FAX:886-3-422-1212

Chungli New Hall 中壢中央新館
No.120, C HUNG Yuan W.Rd, Sec. 1 Chungli, Taiwan, R.O.C.
TEL:886-3-422-7000 FAX:886-3-422-1212

Hsinchu Store 新竹店
No.2, Ming Chu Road, Hsinchu, Taiwan, R.O.C.
TEL:886-3-522-7000 FAX:886-3-524-8888

Kaohsiung Store 高雄店
No.217, Sando 3th Road, Kaohsiung, Taiwan, R.O.C.
TEL:886-7-338-1000 FAX:886-7-338-2000

Hsu Huei Store, Shanghai 上海徐匯店
No.932, Hengshan Road, Hsu Huei Dist, Shanghai
TEL:86-21-6407-8888 FAX:86-21-6469-6688

Huaihai Store, Shanghai 上海淮海店
No.333, Huai Hai Central Road, Luwan Dist, Shanghai
TEL:86-21-5306-8888 FAX:86-21-6385-9456

Jangchien Store, Shanghai 上海站前店
No.218, Tienmu W. Road, Zabei Dist, Shanghai
TEL:86-21-6381-8888 FAX:86-21-6381-6688

Tsuni Store, Chengtu 成都春熙店
No.12, Tzongfu Road, Chengtu
TEL:86-28-8665-3388 FAX:86-28-8666-5281

Chuanhsing Store, Chengtu 成都全興店
No.68, Sec.2, Renming Center Road, Chengtu
TEL:86-28-8625-6688 FAX:86-28-8625-6656

Metropolitan Plaza Store, Chongqing 重慶大都會店
No.68, Zou Rong Road, Shapingba District, Chongqing
TEL:86-23-6371-0088 FAX:86-23-6372-0293

Liyang Store, Chongqing 重慶立洋店
No.99, Xiaoxin Road, Yu Zhong District, Chongqing
TEL:86-23-6536-0088 FAX:86-23-6547-9081

Yingko Store, Beijing 北京盈科店
No.2A, Gong Ti Bei Lu Chaoyang District, Beijing
TEL:86-10-6539-3888 FAX:86-10-6539-3889

Xidan Store, Beijing 北京五棵松店
69 Fuxing Rd., Haiding Distric, Beijing
TEL: 86-10-8827-1999 FAX:86-10-8822-2250

Lian Tai Store, Dalian 大連連太店
No.19, Jie Fang Road, Yu Zhong Shan District, Dalian
TEL:86-411-230-6999 FAX:86-411-230-0023

Far Eastern AI MAI Co., Ltd. 遠百企業股份有限公司

Head Office 總公司
13F, 110 Yen Ping S. Rd., Taipei 100, Taiwan, R.O.C.
TEL:886-2-2361-3691 FAX:886-2-2371-5298

Panhsin HYPER Store 板新店
389, Sze Chuan Rd., Sec.1,Panchiao 220, Taiwan, R.O.C.
TEL:886-2-2956-9888 FAX:886-2-2956-9777

Chingmei HYPER Store 景美店
12, Ching St., Lane 30,Taipei 116, Taiwan, R.O.C.
TEL:886-2-2933-2088 FAX:886-2-931-8459

Chunghsiao HYPER Store 忠孝店
B2/B3, Chunghsiao E. Rd., Sec.5, Taipei, Taiwan, R.O.C.
TEL:886-2-2528-9388 FAX:886-2-2528-9389

Yungho HYPER Store 永和店
56, Ming-Sheng Rd., Lane 46, Yungho, Taiwan, R.O.C.
TEL:886-2-2948-8988 FAX:886-2-2948-8993

Dazhi Hyper Store 大直店
123,Ching-Yeh 3rd Rd., Taipei, Taiwan, R.O.C
TEL:886-2-7701-5168 FAX:886-2-7701-5056

Sanchong Store 三重店
No, 45, Lane 193, Zhongzheng N. Rd., Sanchong City,
Taipei County, Taiwan, R.O.C.
TEL:886-2-2988-3199 FAX:886-2-2988-8262

Kee Lung Store 基隆店
B1, No. 53, Shenxi Rd., Xinyi Dist, Keelung City
TEL:886-0800-089-899 FAX:886-2-2468-0522

Taoyuan HYPER Store 桃園店
939, Chung Sang Rd., Taoyuan, Taiwan, R.O.C.
TEL:886-3-378-5688 FAX:886-3-378-3088

Yangmei HYPER Store 楊梅店
6, Chung Sang N. Rd., Lane 23, Sec.5, Yangmei, Taiwan, R.O.C.
TEL:886-3-481-6988 FAX:886-3-816-958

Hsinchu HYPER Store 新竹分公司
469, Gongdaowu Rd., Sec.2, Hsinchu 300, Taiwan, R.O.C.
TEL:886-3-5573-5566 FAX:886-3-275-2112

Chungkang HYPER Store 中港店
71,Chungkang Rd., Sec.2, Taichung, Taiwan, R.O.C.
TEL:886-4-2319-9883 FAX:886-4-327443

Fuhsin HYPER Store 復興店
359, Fuhsin Rd., Sec.1, Tauchung, Taiwan, R.O.C.
TEL:886-4-2265-8686 FAX:886-4-2324-7190

Yuanlin HYPER Store 員林店
90-100,Lane2, Chung-Cheng Rd., Yuanlin, Ghanghua
Taiwan, R.O.C.
TEL:886-4-836-1728 FAX:886-4-837-7199

Tainan HYPER Store 台南店
533, Chung Cheng S. Rd., Yung Kung, Tainan700, Taiwan, R.O.C.
TEL:886-6-254-2532 FAX:886-6-254-2997

Pingdeng HYPER Store 平等店
171, Pingdeng Rd., Kauhsiung, Taiwan, R.O.C.
TEL:886-7-386-0600 FAX:886-7-919-190

Yungfu HYPER Store 永福店
174, Ching Hai Rd., Sec.3, Taichung 400 Taiwan, R.O.C.
TEL:886-4-426-8568 FAX:886-4-463-0515

Hualien Store 花蓮店
581,Heping Rd., Hualien 970, Taiwan, R.O.C.
TEL:886-3-890-9070 FAX:886-3-836-0058

Ya Tung Department. Stores Co., Ltd. 亞東百貨股份有限公司

Head Office 總公司
11F, 270, Tun Hwa S Rd., Sec.2, Taipei 106, Taiwan, R.O.C.
TEL:886-2-2377-6666 FAX:886-2-2377-5223

Taipei Store 台北店
203, Tun Hwa S Rd., Sec.2, Taipei 106, Taiwan, R.O.C.
TEL:886-2-2378-6666 FAX:886-2-2377-5223

Far Eastern Citysuper Ltd. 遠東都會股份有限公司

Head Office 總公司
7F, No.64, Sec.4, Ren-ai Rd., Da-an District, Taipei 106, Taiwan,
R.O.C.

TEL:886-2-7711-3288 FAX:886-2-7711-3289

Tun Hwa Store 敦化店
203, Tun Hwa S Rd., Sec.2, Taipei 106, Taiwan, R.O.C.
TEL:886-2-7711-3830 FAX:886-2-7711-3831

Fuxing Store 復興店
No.300,Sec.3,Chung Hsiao E.Rd. Taipei, Taiwan, R.O.C.
TEL:886-2-2776-5555 FAX:886-2-2778-1191

Tien-Mu Store 天母店
B1, No. 77, Sec 6, Chung-Hsan N. Road, Taipei, Taiwan, R.O.C.
TEL:886-2-7736-0766 FAX:886-2-7736-0765

FE THE FAR EASTERN GROUP
THE FAR EASTERN GROUP (FEG) comprises 224 companies and institutions. Listed below are 52 of the more active operations in Taiwan, China, Singapore, Canada, Thailand, Vietnam, and etc. (* indicates the Group's 9 listed public companies)

***1) FAR EASTERN NEW CENTURY CORP. (FENC):**
renamed from Far Eastern Textile Ltd., a knitting factory founded in Shanghai in 1942, and the first textile company relocated to Taiwan in 1949. This leading provider of polyester and textile products in Taiwan has grown into a sizable entity with substantial holdings in equity investments and real estates. Consolidated revenues in 2009 were NT\$167 billion (US\$5.21 billion, using 2009 yearend rate NT\$32.03 = US\$1.0).

***2) ASIA CEMENT CORP. (ACC):**
founded in 1957, the most profitable cement company in Taiwan. Sales revenues reached NT\$10 billion (US\$312.2 million) in 2009 with net profit of NT\$8.12 billion (US\$253.5 million). Total annual cross-strait cement capacity will grow up to 37 million metric tons in 2014.

***3) FAR EASTERN DEPARTMENT STORES LTD. (FEDS):**
established in 1967, has retail chain stores in all major cities around the Island. Total sales revenues in 2009 were NT\$22.2 billion (US\$693.1 million).

***4) U-MING MARINE TRANSPORT CORP. (UMTC):**
Taiwan's largest bulk carrier with shipping capacity of 3.65 million DWT. UMTC has subsidiaries in both Hong Kong and Singapore and has acquired various international standard certifications, also formed strategic alliances with oil tanker and other shipping companies. Its outstanding operating result has won global recognition.

***5) ORIENTAL UNION CHEMICAL CORPORATION (OUCC):**
founded in 1975 to establish an EG and a gas plant on a 23-hectare area in the Lin Yuan Industrial Zone in Kaohsiung County. OUCC has been developing several specialty chemical products in recent years, and engaged in various investments in fine chemicals and bio-chemicals sector (C\$3 million investment in Sino-Canada Biotechnology Development Fund). Total revenues in 2009 amounted to NT\$9.66 billion (US\$301.6 million).

***6) EVEREST TEXTILE CO., LTD.:**
established in 1988 in Tainan, south of Taiwan, is a R&D oriented and vertically integrated textile manufacturer. Sales revenues in 2009 were NT\$4.26 billion (US\$133 million).

***7) FAR EASTERN INTERNATIONAL BANK (FEIB):**
inaugurated its banking operations in early 1992, was listed on Taiwan Stock Market in 1998, now with total assets exceeding US\$10 billion and 55 branches throughout Taiwan including one branch in Hong Kong. In 2009 FEIB acquired AIG's credit card business to reach the economies of scale and also acquired Chin fon Bank's 19 domestic operating units.

***8) FAR EASTONE TELECOMMUNICAT8ONS LTD. (FET):**
was awarded two valuable licenses to provide cellular services to Taiwan. Operations were launched on January 20, 1998. FET established "FEG Telecom Sector" (FEGTS) in March 2008 to develop synergy and to provide FMC services. Total consolidated revenues for 2009 were NT\$60.1 billion (US\$1.88 billion) with revenue-producing customer exceeding 6 million. FET and China Mobile announced strategic cooperation agreement and share subscription in April 2009.

***9) ASIA CEMENT (CHINA) HOLDINGS CORP. (ACCCH):**
offshore subsidiary of ACC, was listed on the Main Board of the Stock Exchange of Hong Kong Limited on May 20, 2008. Consolidated revenues in 2009 were RMB4.2 billion and profit was RMB696 million.

10) FAR EASTERN FIBERTECH CO., LTD. (FEFC):
founded in the 1Q of 1997 to produce "nylon 66", a durable, high-performance technical yarn.

11) ORIENTAL PETROCHEMICALS CORP. (OPC):
located at the Kuan Yin site of Taoyuan County to operate on PTA facility with a capacity of 1 million MT/year. Revenues for 2009 were NT\$22.7 billion (US\$708.7 million).

12) AIR LIQUIDE FAR EASTERN LTD. (ALFE):
established in 1987, joint venture by FENC and France's L'Air Liquide for the production of industrial gases.

13) FREUDENBERG FAR EASTERN SPUNWEB CO., LTD.:
established in 1987, joint venture with Germany's Carl Freudenberg and Japan Vilene Co. for the production of non-woven fabrics and related high-tech polyester products.

14) YUAN DING CO., LTD.:
founded by FETL and ACC in 1984 as a real estate developer and a holding company for diversified businesses, such as YDT Technology International established in 2000, a professional CCTV producer and total solution provider for FEG and worldwide clients, plus Far Eastern Technical Consultant Co. founded in July 2001 to handle land development, project management, design, planning and other real estate consultant services.

15) FAR EASTERN GENERAL CONTRACTOR INC.:
established in 1982, a renowned A-Class contractor to handle the Group's as well as other local major construction projects.

16) ALBERTA & ORIENT GLYCOL COMPANY LIMITED:
FENC's joint venture with Dow Chemical and Petrochemical Industries Company of Kuwait, total investment amounts to C\$400 million, to produce ethylene glycol. Its plant locates in Red Deer, Alberta, Canada and commenced beneficial production in early September 1994.

17) FAR EASTERN INDUSTRIES (SHANGHAI) LTD. (FEIS):
FETL's wholly owned subsidiary, a vertically integrated polyester polymer plant which obtained a 'high-tech enterprise' status in Pudong, Shanghai during 3Q of 2000. Sales revenues in 2009 were RMB4.7 billion.

18) FAR EASTERN APPAREL (SUZHOU) CO., LTD.:
the first garment factory invested by FENC in Mainland China in 1996 to manufacture and sell knitting garments.

19) ORIENTAL INDUSTRIES (SUZHOU) LTD.:
initiated operations in September 2007 to produce industrial fabrics including SSP, HTY, tire cord, conveyor and etc. With annual capacity of industrial yarn reaching 38,000 tons and industrial fabric of 16,000 ton, the Company aims to become major supplier to Goodyear and other related companies.

20) FAR EASTERN INDUSTRIES (WUXI) LTD. (FEIW):
established in 2002, with capacity of 120,000 spindles, the Company mainly manufactures and sells processed pure cotton yarns, other natural fibers and synthetic fiber yarns.

21) ORIENTAL PETROCHEMICAL (SHANGHAI) CORPORATION (OPSC):
located in the Shanghai Spark Development Zone beside the Hangzhou Bay. OPSC commenced operation in April 2006. Revenues for 2009 were RMB3.88 billion.

22) SINO BELGIUM BEER (SUZHOU) LIMITED:
FENC's investment of US\$100 million and joint venture with Belgium's 252-year old Martens Brewery to brew beer packed in Coolerpak, a monolayer PET bottle with high gas barrier. The Martens Beer in CoolerPak is distributed by Martens Shanghai Limited.

23) FAR EASTERN APPAREL (VIETNAM) LTD.:
FENC's manufacturing site in Vietnam to produce knitting goods and apparels, supplier to world renowned brands such as Nike, Levis, Columbia, Carter's, etc.

24) NEW CENTURY INFOCOMM TECH CO., LTD. (NCIC):
formed by the Far Eastern Group, President Group, China Development plus other members with a capital of NT\$40 billion as a fixed line info-comm operator in Taiwan, was awarded an integrated fixed network license in March 2000. Operations were launched in March 2001. NCIC merged Digital United (Seednet, the No. 2 ISP in Taiwan) in 2009. Total consolidated revenues for 2009 were NT\$9.2 billion (US\$288 million).

25) ARCOA COMMUNICATION CO., LTD. (ARCOA):
an important telecom equipment and accessories channel in Taiwan. FET bought the shares of ARCOA and became its major shareholder in 2005. Aside from the organic business, ARCOA launched MVNO service in 2006. Total revenues for 2009 were NT\$5.3 billion (US\$ 166 million).

26) FAR EASTERN ELECTRONIC TOLL COLLECTION CO., LTD. (FETC):
consortium headed by Far EasTone, Teco, Mitac and Systex, was awarded the one and only license to provide freeway electronic toll collection services to Taiwan. Services were launched on February 10, 2006.

27) YA TUNG READY-MIXED CONCRETE CO., LTD.:
ACC's subsidiary formed in January 1999 to provide vertical integrated values and to have around 30 sales outlets throughout Taiwan.

28) CHIAHUI POWER CORPORATION:
established in 1996, ACC decided to invest in Chiahui Power in mid 1999. Annual capacity is designed to be 670 MW. Based on a 25-year contract, Chiahui sells all of its power generated to Taipower.

29) YUAN LUNG STAINLESS STEEL CORP.:
founded on September 9, 2005 with installed capacity of 130,000 MT annually to mainly produce cold-rolled stainless steel coil.

30) ASIA CEMENT (SINGAPORE) PTE.:
set up in 1965 in partnership with Singaporean investors, dealing with the procurement and sales of cement.

31) KOWLOON CEMENT CORPORATION LTD.:
set up in Hong Kong in 1986.

32) JIANGXI YADONG CEMENT COMPANY LIMITED:
ACCCH's subsidiary set up in 1997, cement plant in Jiangxi, began operations in September 2000. Current annual capacity of 8 million MT is expected to expand to 14 million MT in recent years.

33) SICHUAN YADONG CEMENT CO., LTD.:
ACCCH's subsidiary set up in 2004, cement plant in Chengdu, Sichuan, began operations in December 2006. Current annual capacity of 6 million MT and is the top one cement producer in Chengdu market.

34) HUBEI YADONG CEMENT CO., LTD.:
ACCCH's subsidiary which began operation in May 2009, the largest cement plant in Wuhan, Hubei. Current annual capacity of 2 million MT is expected to double in 2010.

35) HUANGGANG YADONG CEMENT CO., LTD.:
ACCCH's subsidiary which began operation in May 2010 in Huanggang, Hubei. Current annual capacity of 2 million MT.

36) YANGZHOU YADONG CEMENT CO., LTD.:
ACCCH's subsidiary, cement plant in Yangzhou, Jiangsu, began operations in June 2008. Current annual capacity is 2 million MT.

37) PACIFIC SOGO DEPARTMENT STORES CO., LTD.:
established in 1987, currently operating with 8 branches in Taiwan, was acquired by FEG during the third quarter of 2002. 2009 revenues were NT\$35.4 billion (US\$1.1 billion).

38) PACIFIC CHINA HOLDINGS LTD.:
registered in British Virgin Island in 2009 with shareholders equity of US\$60.3 million and total assets of US\$142.1 million, acting as the holding company for Pacific SOGO's China operations, currently with 10 stores in Mainland China.

39) FAR EASTERN AI MAI CO., LTD.:
ranks among Taiwan's three largest hypermarkets, now operates with 17 stores around the Island. 2009 revenues were NT\$17.6 billion (US\$549.5 million).

40) YA TUNG DEPARTMENT STORE LTD.:
established by FEDS, manages and operates The Mall within Taipei Metro Complex opened since March 1994. The exquisite CitySuper lifestyle supermarket was introduced into Taiwan since end 2004 to provide top-quality products and services to high-end customers.

41) U-MING MARINE TRANSPORT (SINGAPORE) PTE LTD.:
established in January 1994 by U-Ming Marine Transport Corp. in Singapore with a capital of S\$150 million (US\$98.5 million) to further expand UMTC's international service network.

42) ORIENTAL SECURITIES CORP. (OSC):
a fully integrated securities house established in 1979, offers comprehensive wealth management services to individual customers. OSC established Oriental Securities Investment Advisory Co., Ltd. in 1999 to offer clients and investors even more sophisticated wealth management information and investment planning services.

43) FAR EASTERN INTERNATIONAL LEASING CORP.:
established in 1998, jointly owned by FETL, ACC and FEDS with a capital of NT\$3.96 billion to handle leasing, installment payment, local factoring and other related businesses.

44) DEUTSCHE FAR EASTERN ASSET MANAGEMENT COMPANY LIMITED:
opened in June 2001 with a capital of NT\$400 million, FEG's joint venture with Deutsche Bank AG to build a new investment management business, now manages 6 mutual funds totaling NT\$14.6 billion.

45) DING DING INTEGRATED MARKETING SERVICE CO. (DDIM):
launched FEG HAPPY GO joint Bonus points program in January 2005 enabling DDIM to become the first domestic pioneer of cross-industrial bonus points service provider. DDIM also rolled out GOHAPPY e-commerce service in June 2007. Membership exceeded 6 million in end 2009.

46) SHANGRI-LA'S FAR EASTERN PLAZA HOTEL, TAIPEI:
the 422-room, 5-star hotel located at Taipei Metro Complex managed by the Shangri-La International Group, is considered one of best hotels in Asia. The 336-room Shangri-La's Far Eastern Plaza Hotel, Tainan was opened on March 23, 2009.

47) FAR EASTERN MEMORIAL FOUNDATION (FEMF):
established by FEG late Founder Mr. Y. Z. Hsu and his late younger brother Mr. W. Y. Hsu in memory of their beloved father, Mr. Yuan-Ze Hsu, is a non-profit institution dedicated to the promotion of cultural, educational, scientific and technological activities through program sponsorships.

48) FAR EASTERN MEDICAL FOUNDATION:
extended from FEMF in 1977, established the Far Eastern Memorial Hospital and Far Eastern United Clinical Centers.

49) FAR EASTERN Y. Z. HSU SCIENCE & TECHNOLOGY MEMORIAL FOUNDATION:
set up in 2001 by the Far Eastern Group in memory of its late Founder Mr. Y. Z. Hsu to mainly sponsor high-tech research and development.

50) FAR EASTERN MEMORIAL HOSPITAL (FEMH):
located at Panchiao, a 1,096-bed, full-service medical center serving the general public since April 1981. The Hospital together with its Far Eastern United Clinical Centers established in 1988 in downtown Taipei formed a cooperative alliance with National Taiwan University Hospital in mid 1999. FEMH was upgraded to medical center status in 2006 and received "National Quality Award" in March 2008.

51) YUAN ZE UNIVERSITY (YZU):
established in 1989, comprises Colleges of Engineering, Management, Informatics, Humanities and Social Science, plus School of Lifelong Education, aims to cultivate specialists in technology and management. R&D Center for the Far Eastern Group was established in 1993 to reinforce research cooperation and cooperative project service for local enterprises. YZU was evaluated by the Education Ministry as the best University in general education in 2000.

52) ORIENTAL INSTITUTE OF TECHNOLOGY (OIT):
founded in 1969, is a four-year polytechnic institute offering courses in mechanical engineering, materials and textile science, electrical engineering, electronic engineering, industrial engineering and management, fashion business, industrial design, and the management in health care.

Diversified Management Teams Working Together to Improve People's Lives

遠東集團由 117 家關係企業和非營利機構共組而成，以下依經營領域別，臚列其中較具規模或代表性的 44 家，包括位於台灣的 35 家、中國大陸 6 家、新加坡 2 家及加拿大 1 家。

Petrochemical Business**石油化學事業**

Oriental Union Chemical Corp. 東聯化學股份有限公司
28F, 207, Tun Hwa S. Rd., Sec. 2, Taipei 106, Taiwan.
台北市敦化南路二段 207 號 28 樓
TEL:886-2-2736-6355
URL: www.oucc.com.tw
Funded: 1975

DuPont Far Eastern Petrochemicals Ltd. 杜邦遠東石化股份有限公司
47, Ching Chien 4th Rd., Kuanyin ind Dist., Kuanyin hsiang, Taoyuan hsien, Taiwan.
桃園縣觀音工業區經建四路 47 號
TEL:886-3-483-8855
URL: www.dupont.com.tw
Funded: 1997

Liquid Air Far Eastern Ltd. 亞東工業氣體股份有限公司
18-1, 76 Tun Hwa S. Rd., Sec. 2, Taipei, Taiwan.
台北市敦化南路二段 76 號 18 樓之 1
TEL:886-2-8773-3318
URL: www.airliquide.com.tw
Funded: 1987

Alberta & Orient Glycol Co., Ltd.
P.O. Box. 5501, Red Deer, Alberta, Canada
TEL:403-885-7000
Funded: 1994

Textile & Synthetic Fiber Business**紡織人織事業**

Far Eastern Textile Ltd. 遠東紡織股份有限公司
33~40F, 207 Tun Hwa S. Rd., Sec. 2, Taipei, 106, Taiwan.
台北市敦化南路二段 207 號 33~40 樓
TEL:886-2-2733-8000
URL: www.fetl.com.tw
Funded: 1954

Everest Textile Co., Ltd. 宏遠興業股份有限公司
256, Ming Ho Tsun, Shanshang Hsiang, Tainan Hsien 743, Taiwan.
台南縣山上鄉明和村 256 號
TEL:886-6-578-2561
URL: www.everest.com.tw
Funded: 1988

DuPont-Far Eastern Co., Ltd. 遠東杜邦股份有限公司
13F, 167, Tun Hwa N. Rd., Taipei, Taiwan.
台北市敦化北路 167 號 13 樓
TEL:886-2-2514-4470
URL: www.dupont.com.tw
Funded: 1995

Freudenberg Far Eastern Spunweb. Co., Ltd. 科德寶遠東股份有限公司
38, Lun Din Rd., Shi Hai Village, 5 Lin, Tayuan, Taoyuan Country, Taiwan
桃園縣大園鄉溪海村 5 鄰崙頂路 38 號
TEL:886-3-386-7003
URL: www.ffs.com.tw
Funded: 1988

Far Eastern Industries(Shanghai) Ltd. 遠東紡織（上海）有限公司
No. 198, Baisha Rd., Xinghuo Development Zone, Pudong, Shanghai, China.
中國上海市星火開發區白沙路 198 號
TEL:86-21-5750-1888
URL: www.fepi.com.hk
Funded: 1998

Far Eastern Apparel (Suzhou) Ltd. 遠東服裝（蘇州）有限公司
No. 88, Tian-Ling Rd., Wuxian Econmic Development Zone, Jiangsu, China.
Funded: 1996

Cement and Building Material Business**水泥建材事業**

Asia Cement Corp. 亞洲水泥股份有限公司
30~31F, 207, Tun Hwa S. Rd., Sec.2, Taipei 106, Taiwan.
台北市敦化南路二段 207 號 30~31 樓
TEL:886-2-2733-8000
URL: www.asiacement.com.tw
Funded: 1957

Nanhua Cement Corp. 南華水泥股份有限公司
31F, 207, Tun Hwa S. Rd., Sec.2, Taipei 106, Taiwan.
台北市敦化南路二段 207 號 31 樓
TEL:886-2-2733-8000
Funded: 1968

Asia Cement(Singapore)Pte. Ltd. 亞泥（新加坡）股份有限公司
5, Little Road,#9-01, Cemtex Industrial Building, Singapore 1953.
TEL:65-282-8733
Funded: 1964

Jiangxi Yadong Cement Co., Ltd. 江西亞東水泥股份有限公司
No. 6, Ya Dong Road, Ma-Town, Rui-Chang City, Jiangxi 32207 China.
江西省瑞昌市碼頭鎮亞東大道 6 號
TEL:86-792-488-6998
URL: www.yadongc@public.iipptt.jx.cn
Funded: 2000/9/29

Shanghai Yali Concrete Products Co., Ltd. 上海亞力水泥製品股份有限公司
No. 138, Liang Yun Gang Road, Pu Dong, Shanghai 200126, China.
中國上海氏浦東新區連雲港路 138 號
TEL: 86-21-583-0011
URL: yali@sh163.net
Funded: 1995

Wuhan Ya Dong Concrete Co., Ltd. 武漢亞東水泥製品股份有限公司
Cihui Avenue, Wujiashan Taiwan Business Investment Zone, Dongxihu China, Wuhan, China.
湖北省武漢市東西湖區吳家山台商投資區慈惠大道
TEL: 86-27-8389-8105
URL: wacc@public.wh.hb.cn
Funded: 2000

Retailing Business**零售事業**

Far Eastern Department Stores Ltd. 遠東百貨股份有限公司
No. 27, Pao Ching Rd., Taipei 100, Taiwan.
台北市寶慶路 27 號
TEL:886-2-2381-6155
URL: www.feds.com.tw
Funded: 1967

Pacific Sogo Department Stores Co., Ltd. 太平洋崇光百貨股份有限公司
No. 45, Sec. 4 Chung Hsiao E. Rd., Taipei, Taiwan. R.O.C.
台北市忠孝東路 4 段 45 號
TEL:886-2-2776-5555 FAX:886-2-2741-2869

Far Eastern AI MAI Co., Ltd. 遠百企業股份有限公司
5F, No. 110, Yen-ping S. Rd., Taipei, Taiwan.
台北市延平南路 110 號 5 樓
TEL:886-2-236-13691
URL: www.fe-geant.com.tw
Funded: 1985

Ya Tung Department Store Ltd. 亞東百貨股份有限公司
B2~5F, 203 & 1F, 209, Tun Hwa S. Rd., Sec2. Taipei Taiwan.
台北市敦化南路二段 203 號 B2~5 樓及 209 號 1 樓
TEL:886-2-2377-2441
URL: www.themall.com.tw
Funded: 1972

Far Eastern Citysuper Ltd. 遠東都會股份有限公司
Head Office 總公司
7F, No.64, Sec.4, Ren-ai Rd., Da-ab District, Taipei 106, Taiwan, R.O.C.
TEL:886-2-7711-3288 FAX:882-2-7711-3289

Financial Services Business**金融服務事業**

Far Eastern International Bank. 遠東國際商業銀行
27F, 207, Tun Hwa S. Rd., Sec2. Taipei 106 Taiwan.
台北市敦化南路二段 207 號 27 樓
TEL:886-2-2378-6868
URL: www.feib.com.tw
Funded: 1992

Oriental Securities Co., Ltd. 亞東證券股份有限公司
2~4F, 86, Chung Ching S. Rd., Sec1. Chung Chung Dist. Taipei 100, Taiwan.
台北市重慶南路一段 86 號 2~4 樓
TEL:886-2 2361-8600
URL: www.osc.com.tw
Funded:1979

Far Eastern International Leasing Corp. 遠銀國際租賃股份有限公司
2F, 171, Nan King E. Rd., Sec5. Taipei, Taiwan.
台北市松山區南京東路五段 171 號 2 樓
TEL:886-2-2745-5038
Funded: 1998

Oriental Securities Investment Advisory Co., Ltd. 亞東證券投資顧問股份有限公司
5F, 86, Chung Ching S. Rd., Sec1. Taipei 100, Taiwan.
台北市重慶南路一段 86 號 5 樓
TEL:886-2-2361-8600
URL: www.osc.com.tw
Funded: 1999

Sea/Land Transportation Business**海陸運輸事業**

U-Ming Marine Transport Corp. 裕民航運股份有限公司
29F, 207, Tun Hwa S Rd., Sec. 2, Taipei 106, Taiwan.
台北市敦化南路二段 207 號 29 樓
TEL:886-2-2733-8000
URL: www.uming.com.tw
Funded: 1968

Fu Ming Transport Co., Ltd. 富民運輸股份有限公司
5F, 168, Tun Hwa S. Rd., Sec. 2, 106, Taiwan.
台北市敦化南路二段 168 號 5 樓
TEL:886-2-2377-0788
URL: www.fu-ming.com.tw
Funded: 1980

U-Ming Marine Transport(Singapore) Pte.Ltd. 裕民航運（新加坡）私人有限公司
5 Little Rd, #02-01, Cemtex Industrial Building, Singapore 536983
TEL:65-289-9397
URL: norman.lim@uming.com.sg
Funded: 1994

Wuhan Asia Marine Transport Corporation Ltd. 武漢長亞航運有限公司
No.52, Yan Jiang Avenue, Wuhan, Navigational Fairs Mansion 7F, Hubei, China.
湖北省武漢市沿江大道 52 號湖北省航運大廈 7 樓
TEL:86-27-8536-0047
Funded: 2000

Communications & Internet Business**通訊網路事業**

Far EasTone Telecommunications Co.,Ltd 遠傳電信股份有限公司
5F, 486, Juikuang Rd., Nei Hu, Taipei, Taiwan.
台北市內湖區瑞光路 468 號 5 樓
TEL:886-2-2950-5000
URL: www.fareastone.com.tw
Funded: 1997

集團名錄

New Century Infocomm Tech.,Co.,Ltd 新世紀資通股份有限公司
9F, 468, Juikuang Rd., Nei Hu, Taipei, Taiwan.
台北市內湖區瑞光路 468 號 9 樓
TEL:886-2-8793-8888
URL: www.nice.com.tw
Funded: 2000

Com2B Corp. 首席電子商務股份有限公司
9F, No 126, Chien Kuo N. Rd., Sec 1, Taipei, Taiwan.
台北市建國北路一段 126 號 9 樓
TEL:886-2-2518-9779
URL: www.com2b.com.tw
Funded: 2000

Universal Exchange Inc. 網際優勢股份有限公司
11F, No.19-11, Sanchung Rd., Taipei 115, Taiwan.
台北市南港區三重路 19 之 11 號 11 樓
TEL:886-2-2655-3111
URL: www.uxb2b.com.tw
Funded: 2000

e.World Ltd. 意世界股份有限公司
9F, 35, Kuang Fu S. Rd., Taipei, Taiwan.
台北市光復南路 35 號 9 樓
TEL:886-2-2950-7635
URL: www.egomy.com.tw
Funded: 2000

Construction Business 營造建築事業

Yuan Ding Construction Co.,Ltd 遠鼎建設股份有限公司
12F, 207, Tun Hwa S. Rd., Sec2, Taipei 106, Taiwan.
台北市敦化南路二段 207 號 12 樓
TEL:886-2-2736-3033
URL: www.ydc.com.tw
Funded: 1984

Far Eastern General Contractor Co.,Ltd 遠揚營造工程股份有限公司
4-1F, 267, Tun Hwa S. Rd., Sec2, Taipei 106, Taiwan
台北市敦化南路二段 267 號 4 樓之 1
TEL:886-2-2378-8022
URL: www.feg.com.tw
Funded: 1982

Far Eastern Construction Co., Ltd. 遠揚建設股份有限公司
4-1F, 267, Tun Hwa S. Rd., Sec 2, Taipei 106, Taiwan.
台北市敦化南路二段 267 號 4 樓之 1
TEL:886-2-2378-8008
URL: www.feg.com.tw
Funded: 1978

Tourist Hotel Business 觀光旅館事業

Ding Ding Hotel Co.,Ltd. 鼎鼎飯店股份有限公司
201, Tun Hwa S. Rd., Sec.2, Taipei 106, Taiwan.
台北市敦化南路二段 201 號
TEL:886-2-2378-8888
URL: www.shangri-la.com.tw
Funded: 1983

Social Responsibilities 社會公益事業

Far Eastern Memorial Foundation 徐元智先生紀念基金會
207, Tun Hwa S. Rd., Sec.2, Taipei 106, Taiwan.
台北市敦化南路二段 207 號
TEL:886-2-2733-8000
URL: www.fegfound.com.tw
Funded: 1976

Far Eastern Memorial Foundation 徐元智先生醫藥基金會
207, Tun Hwa S. Rd., Sec.2, Taipei 106, Taiwan.
台北市敦化南路二段 207 號
TEL:886-2-2733-8000

Memorial Hospital 亞東紀念醫院
No.21, Nan Ya S. Rd., Sec.2, Pan-Chiao City, Taipei Shien, Taiwan.
台北縣板橋市南雅南路二段 21 號
TEL:886-2-2954-6200
URL: www.femh.org.tw
Funded: 1981

Far Eastern United Clinical Centers 遠東聯合門診中心
No.8~14, Yung Sui Street, Taipei, Taiwan.
台北市永綬街 8~14 號
TEL:886-2-2311-1525
Funded: 1987

Yuan Ze University 元智大學
135, Yuan-Tung Rd., Chung-Li, Taoyuan 32026, Taiwan.
桃園縣中壢市遠東路 135 號
TEL:886-3-463-8800
URL: www.yzu.edu.tw
NT\$ 0.48B
Funded: 1987

Oriental Institute of Technology 亞東技術學院
No. 58, Szu-Chuan Rd., Sec. 2, Pan-Chiao City, Taipei Shien, Taiwan.
台北縣板橋市四川路二段 58 號
TEL:886-2-7738-0145
URL: www.oit.edu.tw
Funded: 1969

Yu Chang Vocational School 豫章工商職業學校
No. 391, Szu-Chuan Rd., Sec. 1, Pan-Chiao City, Taipei Shien, Taiwan.
台北縣板橋市四川路一段 391 號
TEL:886-2-2951-9810
URL: www.ycvs.edu.tw
Funded: 1970

誠勤樸慎創新

SINCERITY · DILIGENCE · THRIFT · PRUDENCE · INNOVATION