

遠東百貨股份有限公司
FAR EASTERN DEPARTMENT STORES LTD.

ANNUAL REPORT 2008 九十七年度年報



Dazzling Fashion Trend

Casual Homey Lifestyle

Blissful Happy Food

Scholarly Elegant Bookstore



FAR EASTERN

Contents 目錄

致股東報告書 Message to Shareholders	2
董事會 Board of Directors	12
營業績效 Financial Highlights	13
總經理的話 President's Remarks	14
光采新潮流 Dazzling Fashion Trend	18
悠閒家居風 Casual Homey Lifestyle	22
食樂幸福園 Blissful Happy Food	26
書香風雅館 Scholarly Elegant Bookstore	28
活動集錦 Colorful Activities	30
2008年財務報表 2008 Financial Statements	35
合併資產負債表 Consolidated Balance Sheets	36
合併損益表 Consolidated Statements of Income	38
資產負債表 Balance Sheets	40
損益表 Statements of Income	42
股東權益變動表 Statements of Changes in Stockholder's Equity	44
現金流量表 Statements of Cash Flows	46
會計師查核報表 Independent Auditor's Report	48
經營團隊 Senior Officers	50
經理人 Store Managers	51
遠百之投資(I) – 太平洋崇光百貨 FEDS Investment(I).....Pacific Sogo Department Stores Co., Ltd.	53
遠百之投資(II) – 愛買吉安量販店 FEDS Investment(II).....Far Eastern Geant Co., Ltd.	54
遠百之投資(III) – 亞東百貨 FEDS Investment(III).....Ya Tung Department Stores Co., Ltd.	55
遠百之投資(IV) – 遠東都會股份有限公司 FEDS Investment(IV).....Far Eastern Citysuper Ltd.	56
遠東百貨股份有限公司 – 零售集團 Far Eastern Department Stores Ltd. Retail Group	57
遠東百貨股份有限公司零售集團各分公司 Branch Stores of Far Eastern Department Stores Ltd.	58
遠東百貨股份有限公司各分公司地址 Address of Far Eastern Department Stores Ltd. Retail Group	61
遠東集團 The Far Eastern Group	63
集團名錄 Group Profile	66

Message to Shareholders



董事長 Chairman 徐旭東 Douglas Tong Hsu

Preface

In 2008 due to profound impact of world financial tsunami caused by the sub-prime mortgage debt problem in the U.S., the speed and range of this global depression is beyond expectation. The Cabinet-level Directorate General of Budget, Accounting and Statistics, Executive Yuan registered GDP growth of negative 8.36% for the fourth quarter of 2008, the biggest single season drop within history, GDP growth for the whole year only reached 0.12%, also record low within the past 8 years.

Looking into 2009, while shopping vouchers issued by the Government did enhance consumption during mid of January, it only offered short-term relief and support to elevate the overall economy but failed to

show positive result since February. Though urgent orders surged for local electronics industry from end March to early April, added with more swallows seemingly to bring economic spring, given the fact that the financial tsunami crisis remain unresolved, the future is filled with uncertainty and still too early to foresee full recovery.

From retail business perspective, oil and electricity price hike in 2008 ignited consumers' doubt for upcoming inflation and therefore drastically cut down their purchasing. No satisfactory result was achieved no matter with more discount sales or more free gifts. The outbreak of financial tsunami in the States during the third quarter took heavy toll on the already slum department store retail market. People's worry for inflation then switched to concern about deflation, leading to island-wide cutting-throat promotions during anniversary sales. Most operators register negative revenue growths, only very few retailers maintain same revenues or record tiny slight growth.

On the other hand, during last year the most obvious change in the retail industry was consumers' strict budgeting frugal lifestyle which called for constant price cut in all walks of life. As a result, increasingly larger price reduction, longer promotion sales and shorter regular sales period.

In view of the above, though facing with extremely difficult economic situation and inevitable cross-industry fierce competition, we have reviewed and analyzed our daily operations and adopted strategy to overcome these harsh challenges. Therefore, we are happy to report that we registered 2.5% growth in 2008. Given progressing cross-strait relations, increasing number of tourists from Mainland China, and new store expansion in both Taiwan and China, we feel quite optimistic about our future performance.

Operations Report for 2008

During the year 2008, Far Eastern Department Stores (FEDS) recorded total sales revenues of NT\$21.033 billion, up 2.5% than that of the previous year. When combined with subsidiaries, consolidated revenues of the cross-strait Far Eastern Retail Group amounted to NT\$89.629 billion, up 1.4% year on year. Net income after tax was NT\$287 million and earnings per share at NT\$0.25. Total dividend payout for 2008 was NT\$0.6 per share, which included NT\$0.3 in cash and NT\$0.3 in stock dividends from capital surplus.

The Far Eastern Retail Group's 2008 performance is summarized as follows:

1. Far Eastern Department Stores Ltd.

To cope with more and more intense competition among retailers, FEDS has

constantly reexamined and readjusted its merchandise mix. In response to consumers' changing needs, our Paoching, Panchiao, Taoyuan and Hsinchu Stores underwent major renovations. The expansion of women's clothing section in Chiayi Store and the refurbishing of B2F supermarket and exquisite food court in Tainan Chengkung Store contributed to their revenue growths.

With the inauguration of Kaohsiung Mass Rapid Transit (MRT) system, customer count to our FE21 'MegA Kaohsiung Store grew more than 25%. In particular the VIP room there is widely favored to help enhance target customer loyalty.

The international exhibitions have long been FEDS' traditional, unique and well-liked promotional events, which not only help elevate corporate image but allow consumers to better understand each nation's different cultures and fine merchandise. "La Provence ; Colors & Traditions" held from April 17 to 29, 2008 offering diversified French cousins and products, introducing the evolution of French perfumes, served to increase customer count and revenues, and further enhanced differentiation and uniqueness of our merchandise.

On the other hand, FEDS also held various sales promotion activities of special local products to enhance consumption and economy. For example, "Energetic Pomelo of Danei Nanyin" sponsored by FE21'

Panchiao Store offered fine farm produce gifts from Tainan County and the popular "Jinmen Exhibition" sponsored by our Tainan, Kaohsiung and Hualien Stores displayed a variety of products and gourmet food from Jinmen.

To recognize our smart marketing strategy and outstanding revenue performance, FEDS won the "Economic Ministry Encouraging Enterprise to Stimulate Private Consumption Operation" Phase One "Outstanding Revenue Performance Minister Award" and Phase Two "Outstanding Revenue Performance Deputy Minister Award".

FEDS has always been a good corporate citizen who believes in "taking from the society and giving back to the society". Shortly after the catastrophic Sichuan earthquake on May 12, 2008, the Company initiated "Saving Sichuan Earthquake" fund-raising program to mobilize all staffs, counters and consumers. Altogether NT\$2.15 million was raised and donated to World Vision International on June 24, 2008 by President Alice Hsu on behalf of FEDS to aid rescue work and rebuild the disaster area.

To help underprivileged school children, FEDS also sponsored "I Love School Caring for Children" collection to accept donations of stationery at 31 retail sites of Far Eastern Department Store, Far Eastern Geant, The Mall and then distributed to the economically disadvantaged junior high and primary school

children.

To support disadvantaged family and make their dreams come true, the Company gathered 200 pieces of celebrity second-hand clothing and held charity sale at FE21 Panchiao Store to raise the fund for this program.

2. Pacific SOGO Department Stores Co., Ltd.

2008 revenues were NT\$32.947 billion, slightly down 1.8% than a year ago, net income after tax was NT\$1.66 billion, also down 39.2% than that of 2007.

In 2008 due to international crude oil and commodity price soaring, coupled with sub-prime mortgage crisis in the U.S. which led to global financial tsunami, the world economy fell sharply to affect all industries causing higher unemployment, deflation and even recession. Though Pacific SOGO Department Stores have adopted various promotional measures, except for SOGO Fuxing Store all branch stores reported decline.

While under such unfavorable economic scenario in the second year of operations, SOGO Fuxing Store is commendable to enjoy a revenue growth of 17.2% thanks to good merchandising and proper readjusting.

As leasing agreement of SOGO branch in Taipei 101 expired, with soaring rent and no profit left the Company decided to cease operation of 101 Store in October 2008.

Reference to the opening of SOGO Tianmu Store, following SOGO New Life guidelines of "Love, Sharing, Caring", "Self Style", "Environment-Friendly" and "Quality Life" its booth recruitment and interior design work has been completed.

The Company has implemented ERP system since April 2008, among which the finance and accounting system was on line in September 2008, core and store systems are still under testing and expected to fully operate in 2009.

3. Far Eastern Geant Co., Ltd.

2008 revenues were NT\$16.546 billion, up 6.2% or an increase of NT\$223 million than that of 2007.

Far Eastern A-Mart is Taiwan's first "Green Shop" certified by the Environmental Protection Administration, Executive Yuan. Our Hsinchu and Yungfu Branches won in particular the first and second prize of "Green Marketing Award" to duly contribute to cleaning up the earth and maintaining sustainable growth.

The Company's 15th Branch in Sanchung City was opened on October 31, 2008 to mark a new milestone for continuous expansion.

Prospects for 2009

1. Far Eastern Department Stores Ltd.

To comply with the opening of Shangri-La's

Far Eastern Plaza Hotel in Tainan, the adjoining FE21' MegA Tainan Chenkong Store will continue to adjust its merchandise mix.

FE21' MegA Kaohsiung Store is also going through major readjustment of its merchandise mix before the second season to absorb more MRT passengers.

To cater for consumers' thrifty concerns, FE21' Panchiao and FE21' MegA Hsinchu Stores will continue to organize special sales of boutique brand-name fashion and products such as Burberry, Bally, Ferragamo, Issey Miyake, etc.

FEDS will continue to sponsor international exhibitions. "Italian Weeks" will be held in September 2009.

FE21' Hualien Store is scheduled to roll out moving sales in August and targeted to reopen in mid October.

2. Pacific SOGO Department Stores Co., Ltd.

Aside from seeking for revenue growth, the 2008 operational goals will also focus on more strict control of marketing and operational costs. We expect to cut down all expenditures as compared to 2008.

SOGO Tianmu Store held its grand opening on May 22, 2009. Aimed to save personnel cost and elevate HR efficiency, the Company did not recruit new staffs but transferred and dispatched existing manpower from other

branch stores to handle the operation. With the theme of "SOGO New Life", its merchandise planning, top-quality services, and green shopping environment would bring a totally fresh experience to local consumers of the Tianmu area.

Facing with economic setback, the Company intends to increase "Only SOGO" merchandise and enhance brand advantage to improve gross profit. Also we will work more closely with vendors and strengthen cross-industry strategic alliances to offer joint promotions.

Operating strategy of the Sales and Marketing Department is to elevate store customer count by 15%, prolong their stay when visiting our stores, and increase email notices hopefully to reduce DM publishing expense by 20%.

To cope with these challenges, management-wise we are implementing more streamlined organization structure, elevating administrative efficiency, enhancing IT, enforcing systematic command, clear authorization and reasonable allocation of job responsibilities.

With the launch of ERP online, in order to save manpower and elevate cashier efficiency Pacific SOGO is modifying its accounting system to rationalize and standardizing operating process, completing island-wide centralized payment operation, and renewing

POS cashier system.

3. Far Eastern Geant Co., Ltd.

To overcome financial crisis caused by financial tsunami, Far Eastern Geant a.mart will further retrench expenditures and lower operating cost.

We will continue to strengthen the fresh food department and organize the popular "Taiwan Festival" held last year to promote localized products and transport low-priced fresh food directly from their places of production. In the meantime, through "Great Master" plan, a.mart will standardize the food processing technique to improve production and taste of bread and delicatessen so as to provide quality food items and attract more customers.

In view of dropping international raw material prices, the Company will negotiate for better purchasing prices and seek to buy merchandise directly from manufactures so as to improve margin. Also we will enhance monitoring and inventory control to lower bad stocks and improve quality of our inventory.

Our customer loyalty program includes to launch a variety of membership and cardholder campaigns, continue to boost Happy Go Cardholders' loyalty, make good use of membership data, and develop more potential customers.

The Company is scheduled to open its 16th store by the end of 2009, which will be the first store in the east of Taiwan.

In summary, 2008 was an astounding year for local retailers as well as Far Eastern Department Stores in terms of revenues and profit gain to face with the most challenging economic situation. However, we managed to outperform our competitors which could be attributed to the joint efforts of our colleagues. For this achievement, we would also like to thank for the generous support and recognition of our shareholders and consumers.

FEDS is the most historical department store in Taiwan. The Far Eastern Retail Group operates with 43 stores across both sides of the Taiwan Straits comprising department stores, hypermarket, and shopping centers. It is not only Taiwan's only listed chain

department stores company, but also the largest retail group in the Greater China area.

Reflecting back we are not satisfied with our past achievements. Looking into the future, we are confident to stage better performance. We are committed to expanding new stores and further cultivating the Greater China market. We would urge our wonderful management team to be always customer-oriented and continue to enhance customer satisfaction and create higher growth value for our shareholders.

Chairman
Douglas Tong Hsu



致股東報告書

一、前言

民國九十七年，由於受到美國次級房貸所造成之全球性金融海嘯的深刻影響，行政院主計處日前公布國內最新經濟成長率，顯示這次全球景氣的重挫速度與幅度超乎預期，導致我國九十七年第四季經濟衰退8.36%，創下史上單季最大跌幅。而全年度之GDP成長率亦僅只0.12%，是八年來之新低。

展望民國九十八年，一月中旬雖有消費券來刺激買氣，但對總體經濟產生的效果也僅只有短期的止跌支撐效果而已，二月起即對經濟的實質推升露出疲態。雖然三月底四月初，電子業急單湧現，經濟的春燕看來也愈來愈多，但是在全球金融海嘯問題尚未完全化解前，是否就代表我國經濟的全面復甦，似乎仍言之過早，也充滿不確定變數。主計處曾表示，若不是九十八年政府提出振興經濟政策，包括史上第一次發放，每人3,600元，總額達857億的消費券，九十八年我國的經濟成長率將更衰退。

再從百貨零售業的角度來看，民國九十七年中的油電價格大漲，引爆民眾對通貨膨脹的疑慮，因而縮衣節食，導致買氣急凍，即使業者加碼促銷，贈品送再送，仍不見成效。而第三季更因美國金融海嘯的深刻影響，對原本就已疲弱不振的百貨零售市場而言更是沈重的一擊，民眾擔憂的通膨問題竟反轉為對通貨緊縮的憂心。更導致全省的百貨週年慶幾乎都是流血促銷，大多數業者營收呈現負成長，僅有少數幾家業者業績持平或微幅成長。

另一方面，這一年內零售產業中，最明顯的變化就是為因應經濟不景氣，消費者精打細算、縮衣節食的生活態度，各行各業降價求售已成趨勢，更是常態化。因此，降價幅度愈來愈大，

促銷檔期愈來愈長，而正品期則愈來愈短。

綜合以上諸觀點，雖然面對百年難遇，空前嚴峻的經濟局勢，跨業態的激烈競爭在所難免，但我們也已檢討分析，積極思考因應對策，並已落實於日常的業務中，因此九十七年度本公司的業績仍有2.5%之成長，誠屬不易。而隨著兩岸關係的逐步緩和，陸客來台人數的持續增加，以及本公司在兩岸間的積極展店，我們對未來的業績表現仍抱持相當樂觀的信心。

二、九十七年度營業報告

本公司九十七年度整體營運績效，在業績方面，全年度營業收入為210億3仟3佰萬元，較去年度成長2.5%。若加計子公司部分，遠百零售體系兩岸營業據點，合併總營收為896億2仟9佰萬元，較去年度成長1.4%。而在盈餘方面，本年度稅後淨利約2億8仟7佰萬元。每股稅後盈餘為0.25元，每股配發現金股息0.3元及股票股利0.3元。

以下即就遠百零售體系九十七年度營運成果分述於後。

(一)遠東百貨

- 1.為因應同業競爭愈趨激烈之狀況，本公司不斷檢討與調整商品結構。寶慶、板橋、桃園、新竹分公司因此進行了大幅度的改裝，以符合消費者之需求。而嘉義分公司擴大女裝之商品結構，與台南成功店之B2F超市餐飲改裝，提升餐飲之精緻度後，對業績的提昇更發揮加分之效果。
- 2.高雄分公司因高捷通車，來店客數成長25%以上，而成立VIP室更廣受好評，成為鞏固主顧客之利器。

3.本公司歷年所舉辦的國際商品展，不但是遠百的優良傳統與行銷特色，也深獲消費者的喜愛，同時更提升了本公司在商品國際化的形象，並讓消費者更加瞭解各國的風情文物及精緻商品。而於四月十七日至廿九日與法國在台協會合辦的「看見普羅旺斯」活動，除展售法國精品美食外，還介紹法國香水的演進史。不但提供消費者多元化的法國商品，亦同時增加了來店客數與業績，並與市場同業作明確的商品差異化與獨特性。

4.另一方面，本公司對國內各地有特色的地方物產也積極舉辦促銷活動，希望能因此帶動消費，共創雙贏拚經濟。如在板橋分公司舉行的「活力 柚惑 在南瀛」台南縣精緻農業伴手禮展，及在台南、高雄、花蓮公司陸續舉辦的「金門展」，展出各式金門物產與美食，都頗獲好評。

5.由於行銷得宜，業績表現優良，本公司獲得「經濟部鼓勵企業刺激民間消費作業」之第一期“業績卓越部長獎”暨第二期“業績優異次長獎”之表揚。

6.“取之社會用之社會”是本公司自創業以來即秉持至今的社會責任，因此在五月十二日中國四川大地震後，本公司即在第一時間發動「援救川震1元不嫌少」募款活動，動員全體員工、專櫃以及消費大眾，一同募集資金；總計募集到215萬元。並於六月廿四日由總經理代表本公司捐贈給台灣世界展望會，希望能在災區救援與重建工作上共盡心力。

7.而為幫助貧困學童能有充分的學習文具，本公司也特別舉辦「I Love School寶貝入學愛心大集合」活動，在全省遠東零售通路31處(遠東百貨、愛買量販、太平洋SOGO百貨、遠

企購物中心)接受認購文具，並在8月底分送全台需要協助的國中和國小貧困學童使用。

8.本公司為支持台北縣政府社會局的弱勢家庭圓夢計畫，募集了二百件明星二手衣，於板橋店進行義賣，並將義賣所得捐助該項計畫。

(二)太平洋崇光百貨

1.九十七年度營業收入為329億4仟7佰餘萬元，較九十六年度衰退1.8%。稅後純益為11億6仟6佰餘萬元，較九十六年度衰退39.2%。

2.九十七年在國際原油價格暴漲，造成民生物資價格狂飆以及美國次貸風暴演變成「國際金融海嘯」等因素下，全球景氣頓時陷入低迷、百業蕭條、失業率不斷提升等通貨緊縮、經濟衰退的景象。本公司雖不斷採取各項促銷措施，除了復興店以外其他各店營業收入仍難免於衰退。

3.本公司復興店(BR4)進入開幕後第二年之營運，雖遭逢不利之經濟環境，但在商品規劃與調整得宜情況下，營業收入仍有17.2%之成長，順利達成營業目標。

4.本公司台北101店在租約到期，在租金大幅調漲且無利可圖之情況下，於九十七年十月斷然結束了101店的經營。

5.本公司天母店開店計畫，在SOGO NEW LIFE揭櫫「愛、分享、關懷」、「風格自我」、「環保議題」、「優質生活」的目標下，順利完成招商及內裝設計。

6.本公司導入ERP作業系統，業於九十七年四月起動，其中財務會計作業系統已於九十七年九月上線使用中。另核心系統及店舖系統則持續檢討測試中，預計九十八年可全部完成。

(三)愛買吉安量販店

- 1.本公司九十七年度營業收入為新台幣165億4仟6佰餘萬元，較九十六年度成長6.2%，亦較九十六年度改善2億2仟3佰餘萬元。
- 2.愛買為全國第一家環保署認證的綠色商店，九十七年度新竹店及永福店更是勇奪環保署綠色行銷獎第一及第二名的榮譽，為地球的環保盡心盡力。
- 3.愛買第十五家店於九十七年度十月三十一日在台北縣三重市隆重開出，跨越了新的里程碑，也宣示愛買持續展店之決心。

三、九十八年度營業計畫概要

(一)遠東百貨

- 1.配合遠東香格里拉飯店開幕營運，台南分公司將陸續調整商品結構。
- 2.高雄分公司於第二季前也將進行大幅度之商品調整，以吸引更多捷運族群。
- 3.為因應消費者節約意識之取向，板橋、新竹分公司仍將持續舉辦精品、名品(如Burberry、Bally、Ferragamo、三宅一生...)之特賣活動。
- 4.九月舉行「義大利商品展」。
- 5.花蓮舊館將於八月起舉辦遷移拍賣，並預計於十月中旬於新館全新開幕。

(二)太平洋崇光百貨

- 1.九十八年度營運重點，除追求業績之成長外，也強化銷管費用之控制，預期各項費用將可較九十七年節省。
- 2.天母店將於本(九十八)年五月下旬隆重開幕，在節約用人費用及提高人效的目標下，本公

司未對外招募新人，悉由各店現有人力調任，以SOGO NEW LIFE為主軸的商品規劃及優質的服務暨節能環保的購物環境，必定讓天母地區的消費者耳目一新。

- 3.在不景氣中增加ONLY SOGO商品及品牌優勢以提升毛利，多與廠商緊密合作，以及加強各樓面間之異業結合聯合舉辦促銷活動。
- 4.販促部門的策略在提升15%之來店客數，延長顧客停留店內時間，加強電子信箱活動訊息之告知，以期減少20%之DM印刷品。
- 5.為因應不景氣之挑戰，管理上採取組織扁平化、行政效率化、資訊電腦化、指揮系統化、授權明確化、職務合理化。
- 6.配合ERP上線，修正本公司會計制度，使流程合理化、標準化。完成全省集中付款作業，以精減人力，更新各店收銀系統，提升收銀效率。

(三)愛買吉安量販店

- 1.因應金融風暴所造成之經濟金融危機，確實貫徹擰節開支，降低營運成本。
- 2.持續強化生鮮部門，延續去年“瘋台灣”系列行銷活動，加強在地化產品推廣，以產地直送低價生鮮，爭取品牌曝光；同時持續推行大師傅制度，將加工技術標準化，以改善麵包、熟食之製作，提供優質好美味，以吸引更多來店客。
- 3.因應國際原物料價格下跌，非食品將積極洽談調降進貨價格，並尋求向製造商直接進貨，以改善毛利結構；另一方面加強監控存貨數量，降低不良庫存，提升存貨品質。

4.顧客忠誠計劃：推出多元化之卡友活動，持續提升快樂購集點卡友忠誠度，同時積極運用快樂購集點卡之資訊，開發更多潛在的顧客。

5.愛買東部地區第一家店，也是愛買第十六家店，將於九十八年底以前開出。

總結以上之營業報告，過去的一年不論是對國內的零售業界或對遠百而言，都可說是非常震撼的一年。不論是拚業績或利益，都面對有史以來最嚴峻的經濟情勢！但是，本公司仍有優於同業的表現，誠屬難能可貴！這當然是同仁們努力的成果，也應該是獲得股東們的廣泛支持與消費者的認同所呈現出來的結果。在此特別恭賀大家，也謝謝大家。

遠東百貨已是台灣百貨業中，經營時間最悠久的公司，旗下零售版圖含括百貨、量販、購物中心等三大業態，橫跨兩岸共有43間店，是國

內唯一上市的連鎖百貨公司，亦是兩岸頗具規模的百貨零售集團。

回顧過去我們不會因此而滿足；展望未來，我們則有信心一定會更好！積極展店，深耕兩岸市場，就是我們的決心與目標。深切期待遠百優異的經營團隊能秉持著“以消費者的心願而經營”的創業精神，繼續為顧客創造滿意度最高百貨零售集團，也為股東創造最高的成長價值。


謹此 敬祝 各位股東

身體健康 萬事如意

董事長

徐旭東

Board of Directors 董事會



① Chairman 徐旭東 Douglas Tong Hsu

⑥ 梁錦琳 Jin Lin Liang

② President 徐雪芳 Nancy Hsu

⑦ 王嘉聰 Charles Wang

③ 邵瑞蕙 Vignia Shao

⑧ 李靜芳 Philby Chen

④ 葉清水 C. S. Yeh

⑨ 羅仕青 Alex Ro

⑤ 徐國玲 Nicole Hsu

Financial Highlights 營業績效

For the years ended December 31, 2008 and 2007 民國97年度及96年度
(Expressed in Thousands of New Taiwan Dollars and U.S. Dollars) (單位：新台幣仟元及美金仟元)

	2008 (US\$)	2008 (NT\$)	2007 (NT\$)	% Change
For the Year: 全年度				
Revenues 收入	641,263	21,033,422	20,514,719	2.53
Income before income tax 稅前利益	6,709	220,066	1,484,180	(85.17)
Net income 純益	8,746	286,864	1,607,152	(82.15)
Percentage of revenues from net income 佔營業收入百分比	-	1.4%	7.8%	-
Per share of common stock: 每股股票				
Net income 純益	0.008	0.250	1.400	(82.14)
Cash dividends 現金股利	0.009	0.300	1.300	(76.92)
Stock dividends 盈餘配股	0.009	0.300	0.500	-
Capitalization of capital surplus 資本公積配股	0.000	0.000	0.000	-
At year-end 年底				
Total assets 總資產	1,275,664	41,841,779	44,124,027	(5.17)
Stockholders' equity 股東權益	629,452	20,646,029	24,277,569	(14.96)
Property & equipment 財產及設備	666,342	21,856,026	21,427,513	2.00
Shares outstanding (thousands) 流通在外股數(仟股)	-	1,177,015	1,120,967	5.00
Number of employees 員工人數	-	1,442	1,430	0.84

Notes:

(A) U.S. dollar amounts in this annual report are calculated on a basis of NT\$32.80=US\$1.0 the approximate effective rate of exchange on December 31, 2008.

(B) Property & equipment included operating properties, rental properties and idle properties.

註：

1. 本年報美金金額計算基礎為97年12月31日的美金匯率NT\$32.80=US\$1.0

2. 財產及設備包括固定資產、出租資產及閒置資產。

President's Remarks



總經理 President 徐雪芳 Nancy Hsu

Under the impact of surging international energy and raw material prices during the first half of 2008, Taiwan's consumer price index moved up and grew 5.92% in July as compared to the same period of the preceding year, a record high since October 1994, posing threat of inflation. However, price index dropped in the later half of the year, only slightly up 1.88% in November year on year, the lowest since September 2007, bringing concern for deflation instead. Coupled with continuously climbing unemployment rate, consumers tend to cut down expenses on food, clothing and etc. Therefore, all industries suffered not to

mention retailers which all reported decline in revenues.

Till the end of the year, with exertion of anniversary sales revenues of Taiwan's total department stores managed to grow a slight 0.7%, reaching NT\$220 billion.

In 2008, revenues of Far Eastern Department Stores (FEDS) grew 2.5% than a year ago. Given the unfavorable scenario, it is not easy to achieve this small positive result. We would take this opportunity to thank the joint efforts of our colleagues and the wide confidence and support of our shareholders.

After analysis, our growth can be attributed to the following factors:

1. FEDS has been adjusting operating strategies to seek not only revenues but also profit, both as our operating goals.
2. Continue to readjust merchandise mix and introduce new brands with growth potential.
3. Management-wise, we have imposed strict control on the expenditures and also strengthened the hardware and software of our services to the customers.

Therefore, FEDS has greatly enhanced its competitive advantage.

In view of all the above, though facing with difficult economic situation and inevitable intense competitions, the Company is committed to reviewing, improving and elaborating strategies to be implemented in our daily operations. With better cross-strait relations, increase of visits from Mainland China, and steady recovery of world economy, FDS is confident and optimistic to perform well in the future.

President
Nancy Hsu

A handwritten signature in black ink, appearing to read 'Nancy Hsu', with a stylized, flowing script.

總經理的話

2008年上半年由於受到國際能源與原物料價格劇烈變化的影響，台灣的消費者物價指數曾出現上升趨勢，到了7月已較前年同期上升5.92%，創下1994年10月以來的最高紀錄，讓各界一度擔心出現通貨膨脹的壓力。但下半年物價卻又轉而下跌，11月僅較前年上升1.88%，是2007年9月以來的最低點，反而令人又有通貨緊縮的疑慮。加上失業率又不斷的攀升，這些生活條件逐漸惡化的訊息，都令消費者因此而節衣縮食、看緊荷包、減少消費。也因此，影響所及幾乎是百業蕭條，百貨零售業者也因無法置身度外而紛紛傳出業績衰退。

但到了年終歲尾，大家在週年慶拼業績的努力下，台灣全體百貨業的市場規模還是有微幅的成長0.7%，達到2,200億元。

而本公司2008年的營業收入則是較前年度成長2.5%。雖然幅度不大，但在去年大環境不好的氛圍下，成果得來誠屬不易。在此要特別感謝同仁們的努力及各位股東們的廣泛支持。


分析我們成長的主要原因，可說是：

- 1.近年來本公司積極調整經營方向，既要追求營業額也要追求獲利，以兩者並重為目標。
- 2.在商品結構上不斷的汰舊換新，持續努力地引進有潛力的新品牌。
- 3.而在管理面上也是嚴格控制費用支出，並在服務面的軟硬體上同時加強。

因此，大幅提昇了我們的競爭力。

綜合以上的敘述，雖然面對百年難遇，空前嚴峻的經濟局勢，激烈的競爭雖在所難免，但我們也是不斷檢討改進，積極思考因應對策，並且落實於日常的業務中。而隨著兩岸關係的逐步緩和，陸客來台人數的持續增加，及經濟環境的穩定復甦，都讓我們對未來的業績表現仍抱持著相當樂觀的信心。

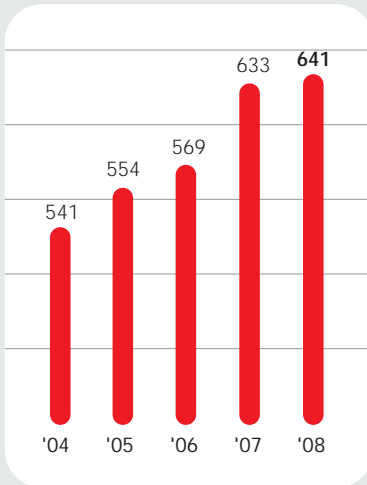
總經理 徐雪芳



Revenues From Operation

(In Million US\$)

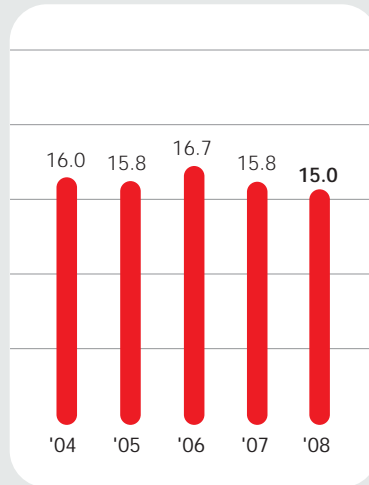
營業收入
(百萬美元)



Depreciation & Amortization

(In Million US\$)

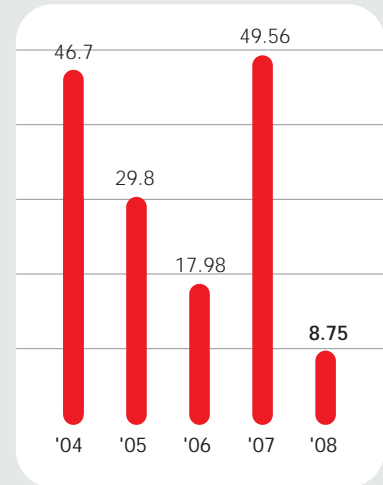
折舊及攤銷
(百萬美元)



Net Income

(In Million US\$)

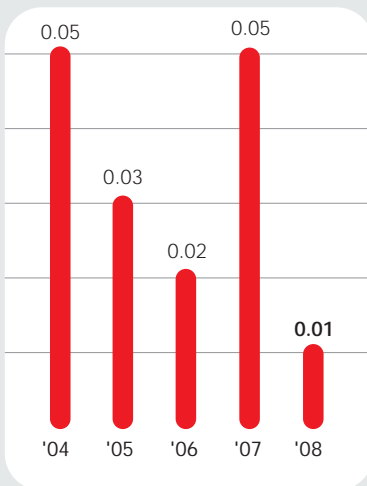
淨利
(百萬美元)



Net Income per Share

(US\$)

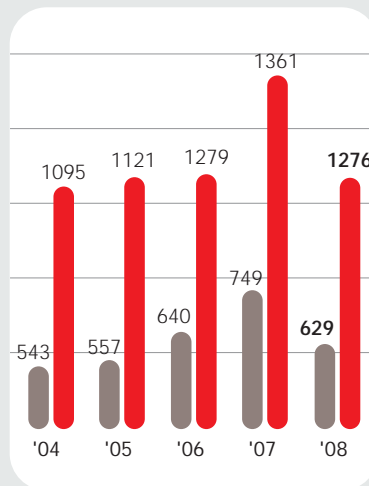
每股純益
(美元)



Stockholds' Equity & Total Assets

(In Million US\$)

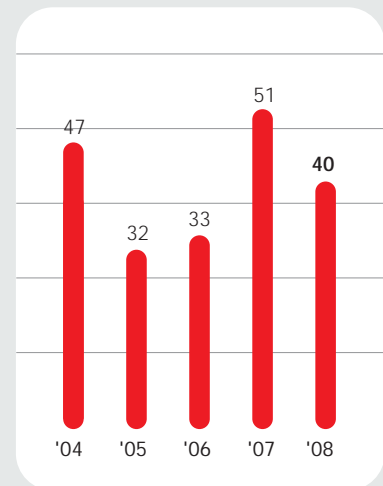
股東權益 & 總資產
(百萬美元)



Capital Expenditures

(In Million US\$)

資本支出
(百萬美元)



■ Stockholds' Equity 股東權益
■ Total Assets 總資產

Dazzling 光采新潮流 Fashion Trend

迷戀前衛 趨時古今

時尚耀動眼前，風華環繞四周。精彩豐富的流行風向帶領著魅力前行，動人冶艷瀟灑全場！遠東百貨即時呈現各種時髦新風格，讓您成為不凡年代中最閃亮的一顆星！



Fascination for avant-garde; Timeless trendsetting

To see fashion bouncing before your own eyes and feel elegance all around you. A rich variety of amazing trendy fashions leading to charm, attraction and gorgeous beauty. Far Eastern Department Stores display all kinds of stylish vogues to make you the brightest shining star in this extraordinary era.





Dazzling 光采新潮流 Fashion Trend





Casual Homey Lifestyle

悠閒家居風

摩登居家 風潮自我

舒適設計環境，開啟優質空間。包羅萬象的創意世界，就是每個人心目中的理想國烏托邦！遠東百貨納集精緻居家元素，讓您揮灑出遊戲人間的暢快與滿足。

Modern home living ; Unique individual style

Comfortable design for the environment to unfold exquisite space. This comprehensive world of creation is each individual's ideal utopia. Far Eastern Department Stores collect for you the refined home furnishing elements to enjoy a pleasant and contented life.





FRANZ
法藍瓷

Casual Homey Lifestyle 悠閒家居風

ALESSI



BEAUTY
美甘心賞美製行製美





SONY




ZWILLING
J.A. HENCKELS

Arriba del todo
en la lista de deseos.

Al primo posto fra
i nostri desideri.

Bovenaan
het verlanglijstje.

ZWILLING. Passion for the best.
Since 1731.

Miele

 **ARISTON**

Blissful 食樂幸福園 Happy Food

深層放縱 情挑美味

繽紛盛宴獨具，味覺口感俱佳。提升營養與能量的基礎供需，滿足對美食的強烈幸福需求！遠東百貨匯聚國內外完美饗宴，讓您在食的領域之中盡享豐盛。

In-depth indulgence ; Arouse taste bud

Colorful, bountiful banquet to assure unique and good taste. Fulfill basic needs for better nutrition and energy, satisfy strong urge for fine foods. Far Eastern Department Stores congregate domestic and international delicacies to offer you a sumptuous feast in the realm of gourmet food.





Scholarly Elegant Bookstore 書香風雅館


書香味濃 翻卷意厚

知識內涵雙修，氣質成就出眾。非凡心靈培養自書卷的滋潤，無論是古典與新潮或是文學與科學，文字的深刻讓你我富足！遠東百貨凝集濃厚書香，讓您徜徉在文字世界之中。

Knowledgeable atmosphere ; Intellectual Reading

Absorb knowledge for one's heart and mind. Nourish outstanding temperament through broad reading. Be it classical or contemporary, liberal art or science, profound words enrich our lives. Far Eastern Department Stores with rich book collection invite you to wander in the world of literature.





活動集錦 Colorful Activities



- 1 徐董事長於廠商聯誼會上致詞，並為週年慶活動加油打氣。
- 2 徐董事長頒獎予年度營業額第一名「惠康百貨(股)公司」，並由蔡育人董事長代表受獎。
- 3 徐董事長、徐總經理率領諸位副總向廠商敬酒，申致感謝之意。
- 4 徐董事長、徐總經理帶領遠百團隊為週年慶業績長紅誓師。

- 1 Chairman Douglas Hsu speaks during Vendors' Party and cheers for Anniversary Sales.
- 2 Chairman Hsu awards Chairman Tsai Yu-jen of Wellcome Department Stores (Supermarket), winner of top sales revenues in 2008.
- 3 FEDS Chairman Douglas Hsu, President Nancy Hsu lead VPs to salute guests and express appreciation.
- 4 Chairman Douglas Hsu and President Nancy Hsu lead FEDS management team to launch anniversary sales campaign.



5 遠百週年慶活動在徐董事長、徐總經理領導下，信心十足。

6 板橋FE21' 與台北縣政府社會局共同舉辦「星衣心意-明星二手衣義賣會」，呼籲大家共襄盛舉幫助弱勢族群。

7 遠東百貨全體員工自動募款捐予台灣世界展望會，為救助四川震災盡一份心力。

8 許慧欣於台南大遠百為「I LOVE SCHOOL寶貝入學愛心大集合」活動代言。

5 Chairman Douglas Hsu and President Nancy Hsu pledge for FE21' infinite growth and successful anniversary sales.

6 FE21' Panchiao Store and Taipei County Government Social Bureau jointly sponsor "Celebrity Second-Hand Clothing Auction" to help the minority group family.

7 All FE21' staffs raise funds to make donation to World Vision for aiding Sichuan earthquake.

8 Pop singer Evonne Hsu, spokesperson for "I LOVE SCHOOL Stationery Collection" at FE21' Mega Tainan Store.

活動集錦 Colorful Activities



9



10



11



12

9 為慶祝九九重陽節，桃園FE21' 特舉辦「孝親九九」活動，並邀海角七號茂伯親臨現場，加強活動宣導。

9 To celebrate Double Ninth Festival, FE21' Taoyuan Store sponsors "Filial 99" activity. Uncle Mao, one of the main characters from Taiwanese film "Cape No. 7" is invited to highlight the promotion.

10 嘉義FE21' 舉辦「飢餓30特別活動」，幫助世界展望會募款。

10 FE21' Chiayi Store holds "Starvation 30 Special Event" to help raise funds for World Vision.

11 徐總經理與雲林縣蘇治芬縣長在寶慶FE21' 為「雲林農特產品展」活動造勢。

11 Yunlin County Magistrate Su Chih-Fen and FE21' Paoching Store jointly promote "Yunlin Agricultural Products Exhibition" at FE21' Paoching Store.



12 新竹大遠百陽光廣場舉辦「竹大附小飛躍世界音樂會」。

12 "Elementary School, National Hsinchu University of Education Concert" held at the square of FE21' MegA Hsinchu Store.

13 馬總統蒞臨高雄大遠百廣場，為世運倒數大遊行揭開序幕。

13 ROC President Ma Ying-jeou arrives at FE21' MegA Kaohsiung Store to launch countdown march for the World Game 2009 in Kaohsiung.

14 世運倒數大遊行規模浩大，在高雄大遠百前展現磅礴氣勢。

14 A glimpse of the grand countdown march for the World Game 2009 at FE21' MegA Kaohsiung Store.

15 高雄大遠百17樓書局經常性舉辦各式大型講座。

15 Large-scale seminars are often held at the 17th Floor bookstore of FE21' MegA Kaohsiung Store.

活動集錦 Colorful Activities



16



17



18



19

16 高雄大遠百17樓書局舉辦的小型音樂會。

16 Concerts are often held at the 17th Floor bookstore of FE21' MegA Kaohsiung Store.

17 新竹大遠百陽光廣場舉辦「我的億萬麵包簽書會」，吸引無數影迷。

17 "Love or Bread" book signing gathering held at FE21' MegA Hsinchu Store sun plaza.

18 板橋FE21' 舉辦「菲姐料理食演」，分享美食料理撇步，頗受好評。

18 The popular "F. J. Cousine Show" at FE21' Panchiao Store.

19 母親節活動優惠不斷，化妝品櫃前擠滿搶購特惠商品的顧客。

19 Continuous promotions during Mother's Day period, customers gather in front of cosmetic counters.



遠東百貨股份有限公司
Far Eastern Department Stores Ltd.

民國九十七年及九十六年度
財務報表及查核報告書

Financial Statements For the years Ended December 31, 2008 and 2007
Together with Independent Auditors' Report

CONSOLIDATED BALANCE SHEETS 合併資產負債表

DECEMBER 31, 2008 AND 2007 民國九十七年及九十六年十二月三十一日

(In Thousands, Except Par Value) (單位：新台幣仟元，惟每股面額為元)

		2008			2007		
		九十七年十二月三十一日			九十六年十二月三十一日		
ASSETS	資產	New Taiwan Dollars 新台幣	U.S. Dollars 美金	%	New Taiwan Dollars 新台幣	U.S. Dollars 美金	%
CURRENT ASSETS	流動資產						
Cash and cash equivalents	現金及約當現金	\$ 9,970,860	\$ 303,990	12	\$ 12,746,191	\$ 388,603	15
Financial assets at fair value through profit or loss	公平價值變動列入損益之金融資產	1,299,680	39,624	2	462,876	14,112	1
Available-for-sale financial assets - current	備供出售金融資產 - 流動	263,414	8,031	-	438,620	13,373	1
Notes and accounts receivable, net of allowance for doubtful accounts of NT\$230,022thousand (US\$7,013 thousand) in 2008 and NT\$221,369 thousand (US\$6,749thousand) in 2007	應收票據及帳款 - 減備抵呆帳九十七年230,022仟元及九十六年221,369仟元後之淨額	537,713	16,394	1	846,438	25,806	1
Other receivables	其他應收款	418,708	12,765	-	362,247	11,044	-
Inventories, net	存貨 - 淨額	2,298,944	70,090	3	2,081,008	63,445	3
Prepayments	預付款項	855,117	26,071	1	766,821	23,379	1
Deferred tax assets	遞延所得稅資產	288,548	8,797	-	241,077	7,350	-
Pledged time deposits	質押定存單	25,690	783	-	13,092	399	-
Refundable deposits - current	存出保證金 - 流動	156,000	4,756	-	-	-	-
Other current assets	其他流動資產	460,203	14,030	1	338,815	10,330	-
Total current assets	流動資產合計	<u>16,574,877</u>	<u>505,331</u>	<u>20</u>	<u>18,297,185</u>	<u>557,841</u>	<u>22</u>
LONG-TERM INVESTMENTS	長期投資						
Investments accounted for by the equity method	採權益法之長期股權投資	7,505,783	228,835	9	6,283,912	191,583	8
Real estate, net	不動產投資 - 淨額	93,600	2,854	-	93,600	2,854	-
Available-for-sale financial assets - noncurrent	備供出售金融資產 - 非流動	4,350,698	132,643	6	6,986,502	213,003	8
Financial assets carried at cost	以成本衡量之金融資產	888,532	27,089	1	889,288	27,112	1
Total long-term investments	長期股權投資合計	<u>12,838,613</u>	<u>391,421</u>	<u>16</u>	<u>14,253,302</u>	<u>434,552</u>	<u>17</u>
PROPERTY	固定資產						
Cost	成本						
Land	土地	6,546,471	199,587	8	6,590,291	200,924	8
Buildings and equipment	房屋及設備	18,553,635	565,660	23	17,818,773	543,255	21
Furniture and equipment	器具及設備	9,076,515	276,723	11	8,963,564	273,279	11
Leasehold improvements	租賃改良	1,220,047	37,197	1	1,212,736	36,974	1
Total cost	成本合計	<u>35,396,668</u>	<u>1,079,167</u>	<u>43</u>	<u>34,585,364</u>	<u>1,054,432</u>	<u>41</u>
Revaluation increment	重估增值	1,193,498	36,387	1	1,193,498	36,387	2
Cost and appreciation	成本及重估增值	36,590,166	1,115,554	44	35,778,862	1,090,819	43
Less: Accumulated depreciation	減：累積折舊	12,434,718	379,107	15	11,043,263	336,685	13
		<u>24,155,448</u>	<u>736,447</u>	<u>29</u>	<u>24,735,599</u>	<u>754,134</u>	<u>30</u>
Construction in progress	未完工程	6,192,677	188,801	8	5,500,893	167,710	6
Leasehold rights, net	租賃權益 - 淨額	8,267,540	252,059	10	8,392,695	255,875	10
Properties leased to others, net	出租資產 - 淨額	1,012,661	30,874	1	1,028,045	31,343	1
Net properties	固定資產淨額	<u>39,628,326</u>	<u>1,208,181</u>	<u>48</u>	<u>39,657,232</u>	<u>1,209,062</u>	<u>47</u>
INTANGIBLE ASSETS	無形資產						
Goodwill	商譽	7,417,111	226,131	9	5,365,259	163,575	7
Deferred pension costs	遞延退休金成本	83,167	2,536	-	48,455	1,477	-
Total intangible assets	無形資產合計	<u>7,500,278</u>	<u>228,667</u>	<u>9</u>	<u>5,413,714</u>	<u>165,052</u>	<u>7</u>
OTHER ASSETS	其他資產						
Refundable deposits - noncurrent	存出保證金 - 非流動	1,263,448	38,519	2	1,359,390	41,445	2
Idle assets, net	閒置資產 - 淨額	384,595	11,725	-	387,636	11,818	1
Long-term prepayments	長期預付款	3,700,797	112,829	5	3,720,206	113,421	4
Prepaid pension cost	預付退休金	194,156	5,919	-	143,314	4,369	-
Deferred tax assets	遞延所得稅資產	165,859	5,056	-	230,733	7,035	-
Restricted assets	受限制資產	20,293	621	-	30,526	931	-
Miscellaneous	其他資產 - 其他	82,980	2,530	-	123,311	3,759	-
Total other assets	其他資產合計	<u>5,812,128</u>	<u>177,199</u>	<u>7</u>	<u>5,995,116</u>	<u>182,778</u>	<u>7</u>
TOTAL	資產總計	<u>\$ 82,354,222</u>	<u>\$ 2,510,799</u>	<u>100</u>	<u>\$ 83,616,549</u>	<u>\$ 2,549,285</u>	<u>100</u>

(接次頁)

(Continued)

CONSOLIDATED BALANCE SHEETS 合併資產負債表

DECEMBER 31, 2008 AND 2007 民國九十七年及九十六年十二月三十一日

(In Thousands, Except Par Value) (單位：新台幣仟元，惟每股面額為元)

LIABILITIES AND STOCKHOLDERS' EQUITY	負債及股東權益	2008			2007		
		九十七年十二月三十一日			九十六年十二月三十一日		
		New Taiwan Dollars 新台幣	U.S. Dollars 美金	%	New Taiwan Dollars 新台幣	U.S. Dollars 美金	%
CURRENT LIABILITIES		流動負債					
Short-term debts	銀行短期借款	\$ 6,947,670	\$ 211,819	8	\$ 4,935,939	\$ 150,486	6
Short-term notes and bills payable	應付短期票券	3,433,776	104,688	4	3,608,945	110,029	4
Notes and accounts payable	應付票據及帳款	14,484,837	441,611	18	15,141,062	461,618	18
Income tax payable	應付所得稅	373,787	11,396	-	690,619	21,056	1
Accrued expenses	應付費用	2,368,949	72,224	3	1,664,292	50,741	2
Other payables	其他應付款	3,182,581	97,030	4	2,210,665	67,398	3
Balance payable - property	應付工程設備款	307,554	9,377	-	134,498	4,101	-
Advanced receipts	預收款項	4,405,384	134,311	5	4,525,563	137,975	5
Current portion of bonds issued	一年內到期之應付公司債	-	-	-	1,200,000	36,585	2
Current portion of long-term borrowings	一年內到期之長期借款	3,711,065	113,142	5	2,477,133	75,522	3
Current portion of franchise liability	一年內到期之應付權利金負債	-	-	-	298,588	9,103	-
Other current liabilities	其他流動負債	1,547,116	47,168	2	1,220,369	37,206	2
Total current liabilities	流動負債合計	40,762,719	1,242,766	49	38,107,673	1,161,820	46
LONG-TERM LIABILITIES, NET OF CURRENT PORTION		長期負債					
Bonds issued	應付公司債	1,700,000	51,829	2	500,000	15,244	1
Long-term borrowings	長期借款	12,752,349	388,791	16	13,634,871	415,697	16
Total long-term liabilities	長期負債合計	14,452,349	440,620	18	14,134,871	430,941	17
RESERVE		各項準備					
Reserve for land revaluation increment tax	土地增值稅準備	575,490	17,545	1	575,490	17,545	1
OTHER LIABILITIES		其他負債					
Accrued pension costs	應計退休金負債	314,033	9,574	-	276,287	8,423	-
Deposits received	存入保證金	356,619	10,873	1	169,163	5,158	-
Miscellaneous	其他負債 - 其他	32,045	977	-	32,608	994	-
Total other liabilities	其他負債合計	702,697	21,424	1	478,058	14,575	-
Total liabilities	負債合計	56,493,255	1,722,355	69	53,296,092	1,624,881	64
STOCKHOLDERS' EQUITY		母公司股東權益					
Capital stock, NT\$10.00 par value	股本						
Authorized - 1,350,000 thousand shares Issued and outstanding - 1,177,015 thousand shares in 2008 and 1,120,967 thousand shares in 2007	普通股 - 每股面額10元，額定1,350,000仟股，發行九十七年1,177,015仟股及九十六年1,120,967仟股	11,770,154	358,846	14	11,209,670	341,758	14
Capital surplus:	資本公積						
Additional paid-in capital - share issuance in excess of par	股票發行溢價	2,175,718	66,333	3	2,175,718	66,333	3
Treasury stock transactions	庫藏股票交易	835,591	25,475	1	312,682	9,533	-
Long-term investments	長期投資	372,157	11,346	-	323,895	9,875	-
Total capital surplus	資本公積合計	3,383,466	103,154	4	2,812,295	85,741	3
Retained earnings:	保留盈餘						
Legal reserve	法定盈餘公積	1,496,641	45,629	2	1,335,926	40,729	2
Special reserve	特別盈餘公積	1,484,033	45,245	2	2,156,588	65,750	2
Unappropriated earnings	未分配盈餘	286,864	8,746	-	1,607,152	48,999	2
Total retained earnings	保留盈餘合計	3,267,538	99,620	4	5,099,666	155,478	6
Other equity adjustments	股東權益其他項目						
Cumulative translation adjustments	累積換算調整數	317,743	9,687	1	(16,162)	(493)	-
Net losses not recognized as pension costs	未認列為退休金成本之淨損失	(6,584)	(201)	-	(12,351)	(377)	-
Unrealized valuation gains (losses) on financial instruments	金融商品未實現 (損) 益	1,125,491	34,314	1	4,465,999	136,159	5
Unrealized asset revaluation increment	未實現重估增值	883,944	26,950	1	883,944	26,950	1
Total other equity adjustments	股東權益其他項目合計	2,320,594	70,750	3	5,321,430	162,239	6
Treasury stock -17,473 thousand shares in 2008 and 28,770 thousand shares in 2007	庫藏股票 - 九十七年 17,473仟股及九十六年 28,770仟股	(95,723)	(2,918)	-	(165,492)	(5,046)	-
Majority interest	母公司股東權益合計	20,646,029	629,452	25	24,277,569	740,170	29
Minority interest	少數股權	5,214,938	158,992	6	6,042,888	184,234	7
Total stockholders' equity	股東權益合計	25,860,967	788,444	31	30,320,457	924,404	36
TOTAL	負債及股東權益合計	\$ 82,354,222	\$ 2,510,799	100	\$ 83,616,549	\$ 2,549,285	100

(Concluded)

CONSOLIDATED STATEMENTS OF INCOME 合併損益表

YEARS ENDED DECEMBER 31, 2008 AND 2007 民國九十七年及九十六年一月一日至十二月三十一日
(In Thousands, Except Per Share Amounts) (單位：新台幣仟元，惟每股盈餘為元)

		2008			2007		
		九十七年度			九十六年度		
		New Taiwan Dollars	U.S. Dollars	%	New Taiwan Dollars	U.S. Dollars	%
		新台幣	美金	%	新台幣	美金	%
REVENUES	營業收入						
Sales	銷貨收入	\$ 88,043,718	\$ 2,684,259	98	\$ 86,504,688	\$ 2,637,338	98
Other operating revenues	其他營業收入	1,585,117	48,327	2	1,876,619	57,214	2
Total revenues	營業收入合計	89,628,835	2,732,586	100	88,381,307	2,694,552	100
COSTS	營業成本						
Cost of goods sold	銷貨成本	70,539,429	2,150,592	79	68,678,872	2,093,868	78
Other operating costs	其他營業成本	107,678	3,283	-	98,996	3,018	-
Total costs	營業成本合計	70,647,107	2,153,875	79	68,777,868	2,096,886	78
GROSS PROFIT	營業毛利	18,981,728	578,711	21	19,603,439	597,666	22
OPERATING EXPENSES	營業費用						
Selling	推銷費用	10,496,984	320,030	12	10,050,701	306,424	11
General and administrative	管理及總務費用	5,705,836	173,958	6	6,093,228	185,769	7
Total operating expenses	營業費用合計	16,202,820	493,988	18	16,143,929	492,193	18
OPERATING INCOME	營業利益	2,778,908	84,723	3	3,459,510	105,473	4
NONOPERATING INCOME AND GAINS	營業外收入及利益						
Dividend income	股利收入	362,182	11,042	1	229,836	7,007	-
Equity in earnings of equity-method investees, net	採權益法認列之投資淨益	-	-	-	474,924	14,479	1
Gains on disposal of investments, net	處分投資淨益	193,344	5,895	-	235,049	7,166	-
Interest income	利息收入	189,946	5,791	-	258,296	7,875	-
Gains on disposal of properties	處分固定資產利益	-	-	-	381,790	11,640	1
Other income	什項收入	338,664	10,325	-	372,308	11,351	-
Total nonoperating income and gains	營業外收入及利益合計	1,084,136	33,053	1	1,952,203	59,518	2
NONOPERATING EXPENSES AND LOSSES	營業外費用及損失						
Interest expenses	利息費用	639,926	19,510	1	715,710	21,820	1
Equity in loss of equity-method investees, net	採權益法認列之投資損失	544,564	16,603	1	-	-	-
Impairment loss on goodwill	商譽減損損失	188,832	5,757	-	-	-	-
Valuation loss on financial assets	金融資產評價損失	73,781	2,250	-	22,688	692	-
Loss on disposal of property and idle assets	處分及報廢固定及閒置資產損失	58,125	1,772	-	30,456	929	-
Loss on physical inventory	存貨盤虧	56,231	1,714	-	49,454	1,508	-
Loss on unrealized physical inventory and slow-moving inventories	存貨未實現盤點及呆滯損失	39,730	1,211	-	30,585	932	-

(接次頁)

(Continued)

CONSOLIDATED STATEMENTS OF INCOME 合併損益表

YEARS ENDED DECEMBER 31, 2008 AND 2007 民國九十七年及九十六年一月一日至十二月三十一日

(In Thousands, Except Per Share Amounts) (單位：新台幣仟元，惟每股盈餘為元)

		2008 九十七年度			2007 九十六年度				
		New Taiwan Dollars	U.S. Dollars	%	New Taiwan Dollars	U.S. Dollars	%		
		新台幣	美金		新台幣	美金			
Other expenses	什項支出	\$ 231,710	\$ 7,064	-	\$ 170,228	\$ 5,190	-		
Total nonoperating expenses and losses	營業外費用及損失合計	1,832,899	55,881	2	1,019,121	31,071	1		
INCOME BEFORE INCOME TAX	稅前利益	2,030,145	61,895	2	4,392,592	133,920	5		
INCOME TAX	所得稅費用	804,287	24,521	1	1,161,416	35,409	1		
SUBSIDIARIES' BONUS TO EMPLOYEES AND REMUNERATION TO DIRECTORS AND SUPERVISORS	子公司之員工紅利及董監酬勞	(202)	(6)	-	(39,034)	(1,190)	-		
NET INCOME	合併總純益	\$ 1,225,656	\$ 37,368	1	\$ 3,192,142	\$ 97,321	4		
ATTRIBUTED TO:	歸屬予：								
Stockholders holders of the parent	母公司股東權益	\$ 286,864	\$ 8,746	-	\$ 1,607,152	\$ 48,998	2		
Minority interest	少數股權	938,792	28,622	1	1,584,990	48,323	2		
		\$ 1,225,656	\$ 37,368	1	\$ 3,192,142	\$ 97,321	4		
		2008 九十七年度				2007 九十六年度			
		Before Tax 稅前		After Tax 稅後		Before Tax 稅前		After Tax 稅後	
		New Taiwan Dollars	U.S. Dollars	New Taiwan Dollars	U.S. Dollars	New Taiwan Dollars	U.S. Dollars	New Taiwan Dollars	U.S. Dollars
		新台幣	美金	新台幣	美金	新台幣	美金	新台幣	美金
CONSOLIDATED EARNINGS PER SHARE	每股合併盈餘								
Basic	基本每股合併盈餘	\$ 0.19	\$ 0.01	\$ 0.25	\$ 0.01	\$ 1.29	\$ 0.04	\$ 1.40	\$ 0.04
Diluted	稀釋每股合併盈餘	\$ 0.19	\$ 0.01	\$ 0.25	\$ 0.01				

(Concluded)

BALANCE SHEETS 資產負債表

DECEMBER 31, 2008 AND 2007 民國九十七年及九十六年十二月三十一日

(In Thousands of New Taiwan Dollars, Except Par Value) (單位：除每股面額為新台幣元外，餘係新台幣仟元)

ASSETS	資產	2008		2007	
		九十七年十二月三十一日		九十六年十二月三十一日	
		Amount	%	Amount	%
		金額		金額	
CURRENT ASSETS	流動資產				
Cash	現金	\$ 288,988	1	\$ 232,948	-
Available-for-sale financial assets - current	備供出售金融資產 - 流動	131,662	-	241,381	1
Receivables:					
Notes	應收票據	14,062	-	15,858	-
Accounts, net of allowance for doubtful accounts of \$8,799 thousand in 2008 and \$8,216 thousand in 2007	應收帳款 - 減備抵呆帳九十七年8,799仟元及九十六年8,216仟元後之淨額	168,760	1	237,931	1
Related parties	應收關係人款項	530,713	1	420,037	1
Others	其他應收款	89,254	-	81,706	-
Inventories, net	存貨 - 淨額	296,229	1	262,051	1
Prepayments	預付款項	22,704	-	27,872	-
Deferred tax assets	遞延所得稅資產	34,292	-	27,143	-
Other current assets	其他流動資產	64,473	-	75,709	-
Total current assets	流動資產合計	1,641,137	4	1,622,636	4
LONG-TERM INVESTMENTS	長期股權投資				
Investments accounted for by the equity method	採權益法之長期股權投資	15,964,679	38	17,396,754	40
Available-for-sale financial assets - noncurrent	備供出售金融資產 - 非流動	1,859,887	5	3,201,751	7
Financial assets carried at cost	以成本衡量之金融資產	160,035	-	162,570	-
Total long-term investments	長期股權投資合計	17,984,601	43	20,761,075	47
PROPERTY	固定資產				
Cost	成本				
Land	土地	4,072,720	10	4,073,120	9
Buildings and equipment	房屋及設備	6,122,584	15	6,098,510	14
Furniture and equipment	器具及設備	3,137,123	7	3,023,750	7
Total cost	成本合計	13,332,427	32	13,195,380	30
Revaluation increment	重估增值				
Cost and appreciation	成本及重估增值	1,193,498	2	1,193,498	3
Less: Accumulated depreciation	減：累積折舊	14,525,925	34	14,388,878	33
		4,277,773	10	3,848,424	9
Construction in progress	未完工程	10,248,152	24	10,540,454	24
Leasehold rights, net	租賃權益 - 淨額	6,093,083	15	5,471,726	13
Properties leased to others, net	出租資產 - 淨額	4,117,668	10	3,999,805	9
Net property	固定資產淨額	1,012,661	2	1,028,045	2
		21,471,564	51	21,040,030	48
OTHER ASSETS	其他資產				
Idle assets, net	閒置資產 - 淨額	384,462	1	387,483	1
Refundable deposits	存出保證金	158,828	-	159,941	-
Prepaid pension costs	預付退休金	194,156	1	143,314	-
Miscellaneous	其他資產 - 其他	7,031	-	9,548	-
Total other assets	其他資產合計	744,477	2	700,286	1
TOTAL	資產總計	\$ 41,841,779	100	\$ 44,124,027	100

(接次頁)

(Continued)

BALANCE SHEETS 資產負債表

DECEMBER 31, 2008 AND 2007 民國九十七年及九十六年十二月三十一日

(In Thousands of New Taiwan Dollars, Except Par Value) (單位：除每股面額為新台幣元外，餘係新台幣仟元)

LIABILITIES AND STOCKHOLDERS' EQUITY	負債及股東權益	2008		2007	
		九十七年十二月三十一日	九十六年十二月三十一日	Amount	Amount
		金額	%	金額	%
CURRENT LIABILITIES	流動負債				
Short-term debts	短期借款	\$ 2,950,000	7	\$ 2,050,000	5
Short-term notes and bills payable	應付短期票券	1,794,234	4	699,204	1
Accounts payable	應付帳款	1,826,379	4	2,084,553	5
Accounts payable - related parties	應付關係人款項	168,970	-	110,490	-
Accrued expenses	應付費用	531,884	1	545,878	1
Balance payable - property	應付工程設備款	100,978	-	78,013	-
Advance receipts	預收款項	1,427,945	4	1,391,078	3
Current portion of bonds issued	一年內到期之應付公司債	-	-	1,200,000	3
Current portion of long-term borrowings	一年內到期之長期借款	698,875	2	597,133	1
Current portion of franchise liability	一年內到期之應付權利金負債	-	-	298,588	1
Other current liabilities	其他流動負債	694,333	2	707,963	2
Total current liabilities	流動負債合計	10,193,598	24	9,762,900	22
LONG-TERM LIABILITIES, NET OF CURRENT PORTION	長期負債				
Bonds issued	應付公司債	1,700,000	4	500,000	1
Long-term borrowings	長期借款	8,663,377	21	8,881,183	20
Total long-term liabilities	長期負債合計	10,363,377	25	9,381,183	21
RESERVES	各項準備				
Reserve for land revaluation increment tax	土地增值稅準備	575,490	2	575,490	2
OTHER LIABILITIES	其他負債				
Deposits received	存入保證金	39,373	-	42,659	-
Deferred tax liabilities	遞延所得稅負債 - 非流動	12,546	-	72,297	-
Deferred credits - gains on related-party transactions	遞延盈益	11,366	-	11,366	-
Miscellaneous	其他負債 - 其他	-	-	563	-
Total other liabilities	其他負債合計	63,285	-	126,885	-
Total liabilities	負債合計	21,195,750	51	19,846,458	45
STOCKHOLDERS' EQUITY	股東權益				
Capital stock NT\$10.00 par value	股本				
Authorized - 1,350,000 thousand shares Issued and outstanding - 1,177,015 thousand shares in 2008 and 1,120,967 thousand shares in 2007	普通股股本 - 每股面額10元，額定：1,350,000仟股，發行：九十七年1,177,015仟股及九十六年1,120,967仟股	11,770,154	28	11,209,670	25
Capital surplus:	資本公積				
Additional paid-in capital - share issuance in excess of par	股票發行溢價	2,175,718	5	2,175,718	5
Treasury stock transactions	庫藏股票交易	835,591	2	312,682	-
Long-term investments	長期投資	372,157	1	323,895	1
Total capital surplus	資本公積合計	3,383,466	8	2,812,295	6
Retained earnings:	保留盈餘				
Legal reserve	法定盈餘公積	1,496,641	4	1,335,926	3
Special reserve	特別盈餘公積	1,484,033	3	2,156,588	5
Unappropriated earnings	未分配盈餘	286,864	1	1,607,152	4
Total retained earnings	保留盈餘合計	3,267,538	8	5,099,666	12
Other equity adjustments	股東權益其他項目				
Cumulative translation adjustments	累積換算調整數	317,743	1	(16,162)	-
Net loss not recognized as pension costs	未認為退休金成本之淨損失	(6,584)	-	(12,351)	-
Unrealized valuation gains (losses) on financial instruments	金融商品未實現(損)益	1,125,491	2	4,465,999	10
Unrealized asset revaluation increment	未實現重估增值	883,944	2	883,944	2
Total other equity adjustments	股東權益其他項目合計	2,320,594	5	5,321,430	12
Treasury stock - 17,473 thousand shares in 2008 and 28,770 thousand shares in 2007	庫藏股票 - 九十七年17,473仟股及九十六年28,770仟股	(95,723)	-	(165,492)	-
Total stockholders' equity	股東權益合計	20,646,029	49	24,277,569	55
TOTAL	負債及股東權益總計	\$ 41,841,779	100	\$ 44,124,027	100

(Concluded)

STATEMENTS OF INCOME 損益表

YEARS ENDED DECEMBER 31, 2008 AND 2007 民國九十七年及九十六年一月一日至十二月三十一日

(In Thousands of New Taiwan Dollars, Except Per Share Amounts) (單位：除每股盈餘為新台幣元外，餘係仟元)

		2008 九十七年度		2007 九十六年度	
		Amount 金額	%	Amount 金額	%
REVENUES	營業收入				
Sales	銷貨收入	\$ 20,809,508	99	\$ 20,244,063	99
Other operating revenues	其他營業收入	223,914	1	270,656	1
Total revenues	營業收入合計	21,033,422	100	20,514,719	100
COSTS	營業成本				
Cost of goods sold	銷貨成本	16,746,762	80	16,282,890	80
Other operating costs	其他營業成本	47,496	-	47,483	-
Total costs	營業成本合計	16,794,258	80	16,330,373	80
GROSS PROFIT	營業毛利	4,239,164	20	4,184,346	20
OPERATING EXPENSES	營業費用				
Selling	推銷費用	822,954	4	851,024	4
General and administrative	管理及總務費用	2,711,469	13	2,659,196	13
Total operating expenses	營業費用合計	3,534,423	17	3,510,220	17
OPERATING INCOME	營業淨利	704,741	3	674,126	3
NONOPERATING INCOME AND GAINS	營業外收入及利益				
Gain on disposal of property	處分資產已實現利益	-	-	363,639	2
Dividend income	股利收入	149,611	1	97,696	-
Equity in earning of equity-method investees, net	採權益法認列之投資淨益	-	-	476,300	2
Interest income	利息收入	4,649	-	6,131	-
Gain on disposal of investments, net	處分投資淨益	156,388	1	34,149	-
Other income	什項收入	115,612	-	115,638	1
Total nonoperating income and gains	營業外收入及利益合計	426,260	2	1,093,553	5
NONOPERATING EXPENSES AND LOSSES	營業外費用及損失				
Equity in loss of equity-method investees, net	採權益法認列之投資淨損	611,509	3	-	-
Interest expense	利息費用	190,572	1	182,944	1
Loss on disposal of property and idle assets	處分及報廢固定及閒置資產損失	13,985	-	22,351	-
Other expenses	什項支出	94,869	-	78,204	-
Total nonoperating expenses and losses	營業外費用及損失合計	910,935	4	283,499	1
INCOME BEFORE INCOME TAX	稅前淨利	220,066	1	1,484,180	7
INCOME TAX	所得稅利益	(66,798)	-	(122,972)	(1)
NET INCOME	淨利	\$ 286,864	1	\$ 1,607,152	8

(接次頁)

(Continued)

(承前頁)

		2008 九十七年度		2007 九十六年度	
		Before Tax 稅前	After Tax 稅後	Before Tax 稅前	After Tax 稅後
EARNINGS PER SHARE	每股盈餘				
Basic	基本每股盈餘	\$ 0.19	\$ 0.25	\$ 1.29	\$ 1.40
Diluted	稀釋每股盈餘	\$ 0.19	\$ 0.25		

Pro forma information on the assumption that the Company's shares traded or held by subsidiaries are treated as investments instead of treasury stocks:

假設子公司持有母公司股票不視為庫藏股票而作為投資時之擬制資料稅後金額

		2008 九十七年度		2007 九十六年度	
		Before Tax 稅前	After Tax 稅後	Before Tax 稅前	After Tax 稅後
EARNINGS PER SHARE	每股盈餘				
Basic	基本每股盈餘	\$ 0.63	\$ 0.69	\$ 1.30	\$ 1.40
Diluted	稀釋每股盈餘	\$ 0.63	\$ 0.69		

(Concluded)

STATEMENTS OF CHANGES IN STOCKHOLDERS' EQUITY 股東權益變動表

YEARS ENDED DECEMBER 31, 2008 AND 2007 民國九十七年及九十六年一月一日至十二月三十一日

(In Thousands of New Taiwan Dollars, Except Dividends Per Share) (單位：除每股現金股利為新台幣元外，係新台幣仟元)

		Capital Stock 股本		Capital Surplus 資本公積	
		Issued and Outstanding 普通股	Additional paid- in capital Share Issuance in Excess of Par 股票發行溢價	Treasury Stock Transactions 庫藏股票交易	Long-term Investments 長期投資
BALANCE, JANUARY 1, 2007	九十六年一月一日餘額	\$ 10,778,529	\$ 2,606,859	\$ 267,469	\$ 345,117
Appropriation of prior year's earnings:	九十五年度盈餘分配				
Legal reserve	法定盈餘公積	-	-	-	-
Reversal of special reserve	迴轉特別盈餘公積	-	-	-	-
Cash dividends - NT\$0.5 per share	現金股利 - 每股0.5元	-	-	-	-
Employee bonuses	員工紅利	-	-	-	-
Remuneration to directors and supervisors	董監事酬勞	-	-	-	-
Capital surplus transferred to common stock	資本公積轉增資	431,141	(431,141)	-	-
Adjustment due to subsidiaries' disposal of parent's stocks	子公司處分母公司股票之調整	-	-	45,213	-
Translation adjustments on long-term equity investments	外幣長期股權投資換算調整數	-	-	-	-
Adjustment reported by equity-method investees	採權益法認列被投資公司調整	-	-	-	(21,222)
Valuation gain on available-for-sale financial assets	備供出售金融資產未實現損益之變動	-	-	-	-
Net income in 2007	九十六年度淨利	-	-	-	-
BALANCE, DECEMBER 31, 2007	九十六年十二月三十一日餘額	11,209,670	2,175,718	312,682	323,895
Appropriation of prior year's earnings:	九十六年度盈餘分配				
Legal reserve	法定盈餘公積	-	-	-	-
Reversal of special reserve	迴轉特別盈餘公積	-	-	-	-
Stock dividends ; 5%	股票股利 - 5%	560,484	-	-	-
Cash dividends - NT\$1.3 per share	現金股利 - 每股1.3元	-	-	-	-
Employee bonuses	員工紅利	-	-	-	-
Remuneration to directors and supervisors	董監事酬勞	-	-	-	-
Adjustment due to subsidiaries' disposal of parent's stocks	子公司處分母公司股票之調整	-	-	522,909	-
Translation adjustments on long-term equity investments	外幣長期股權投資換算調整數	-	-	-	-
Adjustment arising from changes in percentage of ownership in investees	未按持股比例認購被投資公司現金增資調整	-	-	-	(27,047)
Adjustment reported by equity-method investees	採權益法認列被投資公司調整	-	-	-	75,309
Valuation loss on available-for-sale financial assets	備供出售金融資產未實現損益之變動	-	-	-	-
Net income in 2008	九十七年度淨利	-	-	-	-
BALANCE, DECEMBER 31, 2008	九十七年十二月三十一日餘額	\$ 11,770,154	\$ 2,175,718	\$ 835,591	\$ 372,157

(接次頁)

(Continued)

Retained Earnings 保留盈餘			Other Equity Adjustments 股東權益其他調整項目						
Legal Reserve 法定盈餘公積	Special Reserve 特別盈餘公積	Unappropriated Earnings 未分配盈餘	Cumulative Translation Adjustments 累積換算調整數	Net Loss not Recognized as Pension Cost 未認為退休金 成本之淨損失	Unrealized Valuation Gains (Losses) on Financial Instruments 金融商品 未實現(損)益	Unrealized Asset Revaluation Increment 未實現重估增值	Treasury stock 庫藏股票	Total Stockholders' Equity 股東權益合計	
\$ 1,277,311	\$ 2,159,977	\$ 634,461	(\$ 19,354)	(\$ 11,660)	\$ 2,121,567	\$ 883,944	(\$ 181,950)	\$ 20,862,270	
58,615	-	(58,615)	-	-	-	-	-	-	
-	(3,389)	3,389	-	-	-	-	-	-	
-	-	(538,926)	-	-	-	-	-	(538,926)	
-	-	(23,034)	-	-	-	-	-	(23,034)	
-	-	(17,275)	-	-	-	-	-	(17,275)	
-	-	-	-	-	-	-	-	-	
-	-	-	-	-	-	-	16,458	61,671	
-	-	-	(5,349)	-	-	-	-	(5,349)	
-	-	-	8,541	(691)	1,287,362	-	-	1,273,990	
-	-	-	-	-	1,057,070	-	-	1,057,070	
-	-	1,607,152	-	-	-	-	-	1,607,152	
1,335,926	2,156,588	1,607,152	(16,162)	(12,351)	4,465,999	883,944	(165,492)	24,277,569	
160,715	-	(160,715)	-	-	-	-	-	-	
-	(672,555)	672,555	-	-	-	-	-	-	
-	-	(560,484)	-	-	-	-	-	-	
-	-	(1,457,257)	-	-	-	-	-	(1,457,257)	
-	-	(57,858)	-	-	-	-	-	(57,858)	
-	-	(43,393)	-	-	-	-	-	(43,393)	
-	-	-	-	-	-	-	69,769	592,678	
-	-	-	4,648	-	-	-	-	4,648	
-	-	-	-	-	-	-	-	(27,047)	
-	-	-	329,257	5,767	(1,972,773)	-	-	(1,562,440)	
-	-	-	-	-	(1,367,735)	-	-	(1,367,735)	
-	-	286,864	-	-	-	-	-	286,864	
<u>\$ 1,496,641</u>	<u>\$ 1,484,033</u>	<u>\$ 286,864</u>	<u>\$ 317,743</u>	<u>(\$ 6,584)</u>	<u>\$ 1,125,491</u>	<u>\$ 883,944</u>	<u>(\$ 95,723)</u>	<u>\$ 20,646,029</u>	

(Concluded)

STATEMENTS OF CASH FLOWS 現金流量表

YEARS ENDED DECEMBER 31, 2008 AND 2007 民國九十七年及九十六年一月一日至十二月三十一日
(In Thousands of New Taiwan Dollars) (單位：新台幣仟元)

		2008 九十七年度	2007 九十六年度
CASH FLOWS FROM OPERATING ACTIVITIES	營業活動之現金流量		
Net income	淨利	\$ 286,864	\$ 1,607,152
Depreciation	折舊	409,153	429,095
Amortization of deferred charges	攤銷	7,280	9,034
Amortization of leasehold rights included in rental expense	租賃權益攤銷	74,822	74,667
Gain on disposal of investments, net	處分投資淨益	(156,388)	(34,149)
Cash dividends from equity-method investees	權益法計價之被投資公司發放現金股利	827,538	337,193
Equity in losses (earnings) of equity-method investees, net	權益法認列之投資淨損(益)	611,509	(476,300)
Loss on disposal of property and idle assets, net	處分及報廢固定及閒置資產淨損失	13,985	22,332
Realized gain on disposal of assets	處分資產已實現利益	-	(363,639)
Other losses	其他損失	198	-
Deferred income taxes	遞延所得稅	(66,900)	(128,733)
Increase in prepaid pension cost	預付退休金增加	(50,842)	(32,216)
Net changes in operating assets and liabilities	營業資產及負債之淨變動		
Notes receivable	應收票據	1,796	178,435
Accounts receivable	應收帳款	69,171	(16,857)
Accounts receivable - related parties	應收關係人款項	30,191	(82,363)
Other receivables	其他應收款	(7,548)	118,505
Inventories	存貨	(34,178)	(48,760)
Prepayments	預付款項	5,168	(5,448)
Other current assets	其他流動資產	11,236	(6,775)
Accounts payable	應付帳款	(258,174)	(200,921)
Accounts payable -related parties	應付關係人款項	58,480	21,100
Accrued expenses	應付費用	(13,994)	69,866
Income tax payable	應付所得稅	-	(42,630)
Advanced receipts	預收款項	153,534	452,932
Other current liabilities	其他流動負債	(41,565)	203,411
Net cash provided by operating activities	營業活動之淨現金流入	1,931,336	2,084,931
CASH FLOWS FROM INVESTING ACTIVITIES	投資活動之現金流量		
Proceeds from disposal of available-for-sale financial assets	處分備供出售金融資產價款	240,236	53,905
Decrease in pledged time deposits	質押定存單減少	-	1,000
Acquisition of investments accounted for by the using equity method	取得採權益法之長期股權投資價款	(1,140,000)	(1,931,076)
Proceeds from the disposal of property and idle assets	處分固定資產價款	704	551,679
Acquisition of property	購置固定資產價款	(1,319,665)	(1,654,643)
Decrease in refundable deposits	存出保證金減少	1,113	1,106
Increase in other assets	其他資產 - 其他增加	(2,228)	(1,358)
Net cash used in investing activities	投資活動之淨現金流出	(2,219,840)	(2,979,387)
CASH FLOWS FROM FINANCING ACTIVITIES	融資活動之現金流量		
Increase (decrease) in short-term debts	短期借款增加(減少)	900,000	(170,000)
Increase (decrease) in short-term notes and bills payable	應付短期票券增加(減少)	1,095,030	(249,583)
Repayments of bonds issued	償還到期公司債	(1,200,000)	(2,000,000)
Issuance of bonds	發行應付公司債	1,200,000	-
(Decrease)Increase in long-term borrowings	長期借款(減少)增加	(116,064)	2,593,590
Decrease in deposits received	存入保證金減少	(3,286)	(13,900)
Decrease in other liabilities	其他負債 - 其他減少	(563)	(35)
Cash dividends, bonuses paid to employees and remuneration paid to supervisors and directors	發放現金股利、董監事酬勞及員工紅利	(1,530,573)	(595,985)
Net cash provided by (used in) financing activities	融資活動之淨現金流入(出)	344,544	(435,913)

(接次頁)

(Continued)

(承前頁)

		2008 九十七年度	2007 九十六年度
NET INCREASE (DECREASE) IN CASH	現金淨增加 (減少)	\$ 56,040	(\$ 1,330,369)
CASH, BEGINNING OF YEAR	年初現金餘額	232,948	1,563,317
CASH, END OF YEAR	年底現金餘額	<u>\$ 288,988</u>	<u>\$ 232,948</u>
SUPPLEMENTAL CASH FLOW INFORMATION	現金流量資訊之補充揭露		
Interest paid	當年度支付利息	\$ 315,255	\$ 301,416
Less: Capitalized interest	減：資本化利息	147,918	140,978
Interest paid, excluding capitalized interest	不含資本化利息之當年度支付利息	<u>\$ 167,337</u>	<u>\$ 160,438</u>
Income tax paid	支付所得稅	<u>\$ 1,389</u>	<u>\$ 83,283</u>
NONCASH INVESTING AND FINANCING ACTIVITIES	不影響現金流量之投資及融資活動		
Dividends receivable from equity-method investees	應收採權益法計價之被投資公司現金股利 (帳列應收關係人款項)	<u>\$ 464,861</u>	<u>\$ 323,994</u>
Idle assets reclassified into construction-in-progress	閒置資產重分類為未完工程	<u>\$ -</u>	<u>\$ 68,247</u>
Adjustment to advance receipts and depreciation	預收裝修補助款沖減折舊	<u>\$ 116,667</u>	<u>\$ 126,847</u>
Current portion of bonds issued	一年內到期之應付公司債	<u>\$ -</u>	<u>\$ 1,200,000</u>
Current portion of long-term borrowings	一年內到期之長期借款	<u>\$ 698,875</u>	<u>\$ 597,133</u>
Current portion of franchise liabilities	一年內到期之應付權利金負債	<u>\$ -</u>	<u>\$ 298,588</u>
CASH PAID FOR ACQUISITION OF PROPERTY	購置固定資產支付現金		
Acquisition of property	固定資產增加	\$ 860,440	\$ 647,002
Acquisition of leasing	租賃權益增加	192,685	-
Decrease in construction in progress	未完工程減少	(9,083)	(1,976)
(Increase) decrease in balance payable - property	應付工程設備款 (增加) 減少	(22,965)	706,923
Decrease in franchise liabilities	應付權利金負債減少	298,588	302,694
	支付現金	<u>\$ 1,319,665</u>	<u>\$ 1,654,643</u>

(Concluded)

INDEPENDENT AUDITORS' REPORT

The Board of Directors and the Stockholders Far Eastern Department Stores, Ltd.

We have audited the accompanying balance sheets of Far Eastern Department Stores, Ltd. as of December 31, 2008 and 2007 and the related statements of income, changes in stockholders' equity and cash flows for the years then ended. These financial statements are the responsibility of the Company's management. Our responsibility is to express an opinion on these financial statements based on our audits.

We conducted our audits in accordance with the Rules Governing the Audit of Financial Statements by Certified Public Accountants and auditing standards generally accepted in the Republic of China. Those rules and standards require that we plan and perform the audit to obtain reasonable assurance about whether the financial statements are free of material misstatement. An audit includes examining, on a test basis, evidence supporting the amounts and disclosures in the financial statements. An audit also includes assessing the accounting principles used and significant estimates made by management, as well as evaluating the overall financial statement presentation. We believe that our audits provide a reasonable basis for our opinion.

In our opinion, the financial statements referred to above present fairly, in all material respects, the financial position of Far Eastern Department Stores, Ltd. as of December 31, 2008 and 2007, and the results of its operations and its cash flows for the years then ended, in conformity with Guidelines Governing the Preparation of Financial Reports by Securities Issuers, requirements of the Business Accounting Law and Guidelines Governing Business Accounting with respect to financial accounting standards, and accounting principles generally accepted in the Republic of China.

As stated in Note 3 to the financial statements, Far Eastern Department Stores, Ltd. adopted Interpretation 2007-052 issued by the Accounting Research and Development Foundation, which requires companies to recognize bonuses paid to employees, directors and supervisors as compensation expenses beginning January 1, 2008. These bonuses were previously recorded as appropriations from earnings. The Company also adopted Statements of Financial Accounting Standards No. 38 - "Accounting for Noncurrent Assets Held for Sale and Discontinued Operations" and No. 37 - "Intangible Assets" on January 1, 2007.

We have also audited the consolidated financial statements of Far Eastern Department Stores, Ltd. and subsidiaries as of and for the years ended December 31, 2008 and have expressed an unqualified opinion thereon in our report dated March 3, 2009.

March 3, 2009

Notice to Readers

The accompanying financial statements are intended only to present the financial position, results of operations and cash flows in accordance with accounting principles and practices generally accepted in the Republic of China and not those of any other jurisdictions. The standards, procedures and practices to audit such financial statements are those generally accepted and applied in the Republic of China.

For the convenience of readers, the auditors' report and the accompanying financial statements have been translated into English from the original Chinese version prepared and used in the Republic of China. If there is any conflict between the English version and the original Chinese version or any difference in the interpretation of the two versions, the Chinese-language auditors' report and financial statements shall prevail.

會計師查核報告

遠東百貨股份有限公司 公鑒：

遠東百貨股份有限公司民國九十七年及九十六年十二月三十一日之資產負債表，暨民國九十七年及九十六年一月一日至十二月三十一日之損益表、股東權益變動表及現金流量表，業經本會計師查核竣事。上開財務報表之編製係管理階層之責任，本會計師之責任則為根據查核結果對上開財務報表表示意見。

本會計師係依照會計師查核簽證財務報表規則及一般公認審計準則規劃並執行查核工作，以合理確信財務報表有無重大不實表達。此項查核工作包括以抽查方式獲取財務報表所列金額及所揭露事項之證據、評估管理階層編製財務報表所採用之會計原則及所作之重大會計估計，暨評估財務報表整體之表達。本會計師相信此項查核工作可對所表示之意見提供合理之依據。

依本會計師之意見，第一段所述財務報表在所有重大方面係依照證券發行人財務報告編製準則、商業會計法及商業會計處理準則中與財務會計準則相關之規定暨一般公認會計原則編製，足以允當表達遠東百貨股份有限公司民國九十七年及九十六年十二月三十一日之財務狀況，暨民國九十七及九十六年度之經營成果與現金流量。

如財務報表附註三所述，遠東百貨股份有限公司自民國九十七年一月一日起，採用財團法人中華民國會計研究發展基金會發布之（九六）基祕字第 五二號函，將員工分紅及董監酬勞視為費用，而非盈餘之分配；另自民國九十六年一月一日起，採用新發布之財務會計準則公報第三十七號「無形資產之會計處理準則」、第三十八號「待出售非流動資產及停業單位之會計處理準則」及各號公報配合新修訂之條文。

遠東百貨股份有限公司民國九十七年度財務報表重要會計科目明細表，主要係供補充分析之用，亦經本會計師採用第二段所述之查核程序予以查核。據本會計師之意見，該等科目明細表在所有重大方面與第一段所述財務報表相關資訊一致。

遠東百貨股份有限公司已編製民國九十七年度之合併財務報表，並經本會計師出具修正式無保留意見之查核報告在案，備供參考。

勤業眾信會計師事務所

會計師 施景彬

財政部證券暨期貨管理委員會核准文號

台財證六字第0920123784號


會計師 葉淑娟

財政部證券暨期貨管理委員會核准文號

台財證六字第0920123784號

中 華 民 國 九 十 八 年 三 月 三 日

Senior Officers 經營團隊



- | | | | |
|--|------------------------------------|--|---|
| ① Chairman
Douglas Tong Hsu 徐旭東 | ② President
Nancy Hsu 徐雪芳 | ③ VP of Merchandise Division
Kuan Wen Hsieh 謝寬文 | ④ Data Processing Center
Ivy Lee 李淑卿 |
| ⑤ Human Resources Dept.
Jim Huang 黃靖武 | ⑥ Investment Dept.
Tony Liu 劉朝雄 | ⑦ VP of President's office
Teh Hsiang Tsou 鄒德祥 | ⑧ VP of Administration Division
Hou Kun Ni 倪候昆 |
| ⑨ Promotion Planning Dept.
C. S. Chuang 莊見祥 | ⑩ Auditor Office
Y. C. Yuan 袁譽潔 | ⑪ VP of Investment Dept.
C. S. Yeh 葉清水 | ⑫ VP of Operation Division
Chris Liu 劉志成 |

Store Managers 經理人



- | | | |
|---|--|---|
| ① FE21' MegA Panchiao Store
Jacky Pi 畢監永 | ② FE21' Paoching Store
Steven Bai 白明玉 | ③ FE21' Chiayi Store
Wei Hsing Hsu 徐為興 |
| ④ FE21' MegA Kaohsiung Store
Chang Li Lin 林彰豐 | ⑤ FE21' Taoyuan Store
C. C. Lan 藍卓成 | ⑥ FE21' Tainan Store
Chih Kuo Mao 毛鄧國 |
| ⑦ FE21' MegA Hsinchu Store
Shiu Kuang Chiang 姜秀光 | ⑧ FE21' Hualien Store
Dough Wu 吳道鎬 | |

Far Eastern Department Stores Ltd.



FE21' Paoching Store
FE21' 寶慶店



FE21' Panchiao Store
FE21' 板橋店



FE21' Taoyuan Store
FE21' 桃園店



FE21' MegA Hsinchu Store
FE21' MegA 新竹店



FE21' Chiayi Store
FE21' 嘉義店



FE21' MegA Tainan Konyuan Store
FE21' MegA 台南公園店



FE21' MegA Tainan Chenkong Store
FE21' MegA 台南成功店



FE21' MegA Kaohsiung Store
FE21' MegA 高雄店



FE21' Hualien Store
FE21' 花蓮店

FEDS Investment (I) Pacific Sogo Department Stores Co., Ltd.



- | | |
|---|---|
| ① Chairman 董事長
Sophia C. W. Huang 黃晴雯 | ③ President 營業總經理
Kuang-Jong Lee 李光榮 |
| ② Vice Chairman 副董事長
Satoshi Inoue 井上哲 | ④ President 行政總經理
Chin-Sen Tu 杜金森 |



FEDS Investment (II)

Far Eastern Geant Co., Ltd.



① Merchandise Manager-HG
日用百貨採購經理
Edward Lin 林新聰

② Accounting Controller
會計長
Thomas Chen 陳添壽

③ Merchandise Director-Food
商品部食品協理
Andy Chiu 邱正乾

④ Human Resources Director
人力資源協理
Lily Liu 劉麗玉

⑤ Information Technology Director
資訊部協理
Roger Yen 顏瑞堂

⑥ Merchandise Director-Non Food
商品部非食品協理
Jeff Yang 楊智傑

⑦ Chief Operation Officer
營運長
Tim Chuang 莊金龍

⑧ Operation Director
營運協理
Richard Huang 黃正揚

⑨ Marketing Director
行銷部協理
Fiona Wang 王彤芳

⑩ Development Director
開發暨工程部協理
James Lee 李鎮宇



⑪ Chief Auditor
稽核長
Jimmy Tsai 蔡俊明

⑫ Finance & Administration
Senior Manager
財務行政部資深經理
James Lee 李奕峰

FEDS Investment (III) Ya Tung Department Stores Co., Ltd.



① Chief Operation Officer 營運長
C. S. Yeh 葉清水

② Vice President 副總經理
Edward Chang 張宗元

③ Administration Division 襄理
S. W. Huang 黃書煒

④ Store Operation Division 資深經理
Shirley Lo 羅中秀


⑤ Store Operation Division 經理
Leon Wang 王汝中

⑥ Store Operation Division 襄理
May Tsai 蔡淑玫

⑦ Store Operation Division 副理
JoJo Chen 陳淑惠



FEDS Investment (IV) Far Eastern Citysuper Ltd.

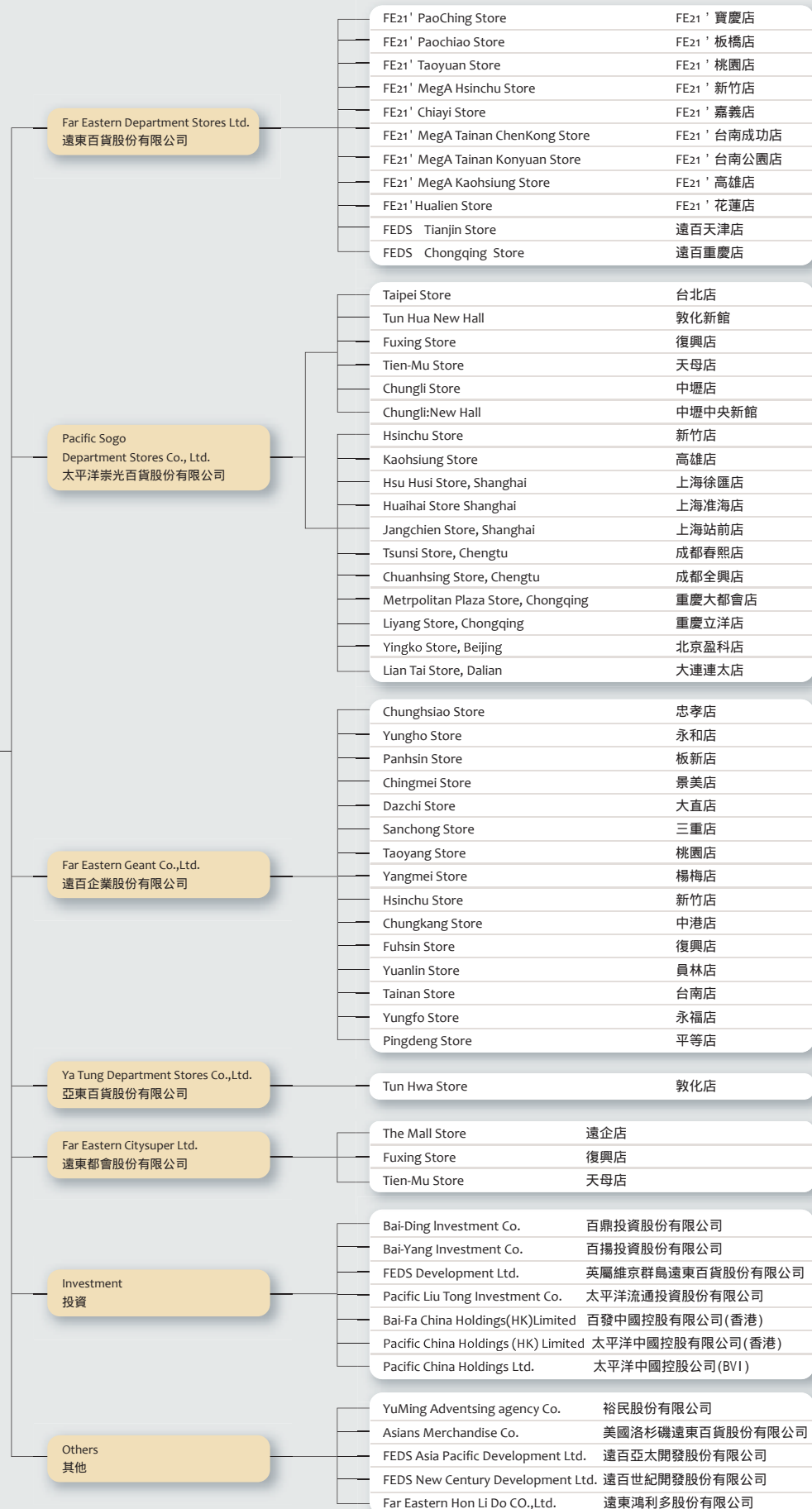


- ① Managing Director 總經理
Thomas Woo 鄔嘉華
- ② Group Manager 營運長
Tony Liu 劉朝雄
- ③ Financial Controller 財務長
Edward Chang 張宗元

遠東百貨股份有限公司—零售集團

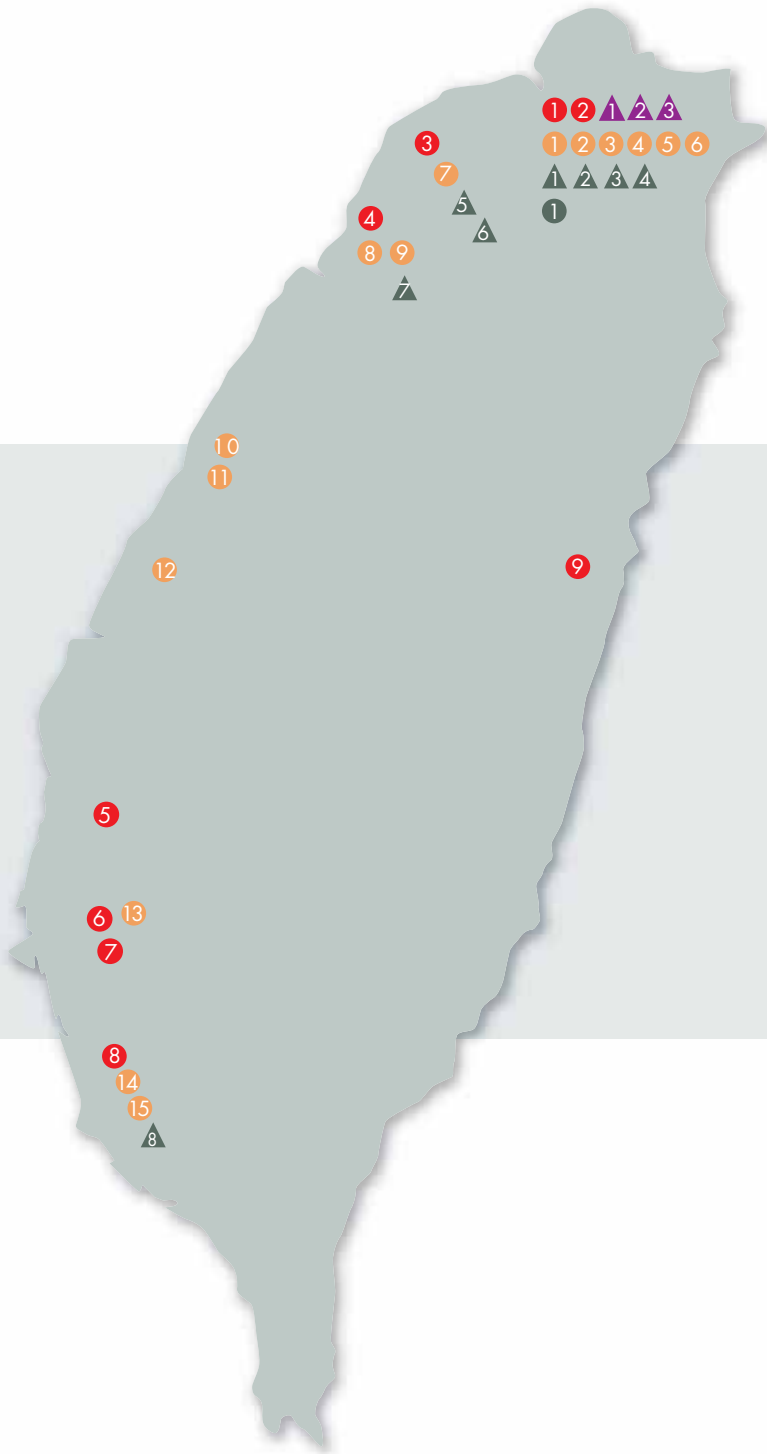
Far Eastern Department Stores Ltd. Retail Group

FAR EASTERN DEPARTMENT STORES LTD. RETAIL GROUP
遠東百貨股份有限公司零售集團



遠東百貨股份有限公司零售集團各分公司

Branch Stores of Far Eastern Department Stores Ltd.



Branch Stores of Far Eastern Department Stores Ltd. 遠東百貨股份有限公司各分公司

- | | |
|------------------------------------|------------------|
| ① FE21' Paoching Store | FE21' 寶慶店 |
| ② FE21' Panchiao Store | FE21' 板橋店 |
| ③ FE21' Taoyuan Store | FE21' 桃園店 |
| ④ FE21' MegA Hsinchu Store | FE21' MegA 新竹店 |
| ⑤ FE21' Chiayi Store | FE21' 嘉義店 |
| ⑥ FE21' MegA Tainan Chenkong Store | FE21' MegA 台南成功店 |
| ⑦ FE21' MegA Tainan Konyuan Store | FE21' MegA 台南公園店 |
| ⑧ FE21' MegA Kaohsiung Store | FE21' MegA 高雄店 |
| ⑨ FE21' Hualien Store | FE21' 花蓮店 |

Subsidiaries Of Far Eastern Department Stores Ltd.

遠東百貨股份有限公司子公司

Pacific Sogo Department Stores Co., Ltd.

太平洋崇光百貨股份有限公司

- | | |
|--------------------|--------------------------|
| ▲ Taipei Store | 台北店 |
| ▲ Fuxing Store | 復興店 |
| ▲ Tun Hua New Hall | 敦化新館 |
| ▲ Tien-Mu Store | 天母店 (已於 98 年 5 月 22 日開幕) |
| ▲ Chungli Store | 中壢店 |
| ▲ Chungli New Hall | 中壢新館 |
| ▲ Hsinchu Store | 新竹店 |
| ▲ Kaohsiung Store | 高雄店 |

Far Eastern Geant Co., Ltd.

遠百企業股份有限公司

- | | |
|--------------------|-------|
| ① Chunghsiao Store | 忠孝分公司 |
| ② Chingmei Store | 景美分公司 |
| ③ Panhsin Store | 板新分公司 |
| ④ Yungho Store | 永和分公司 |
| ⑤ Dazch Store | 大直分公司 |
| ⑥ Sanchung Store | 三重分公司 |
| ⑦ Taoyang Store | 桃園分公司 |
| ⑧ Yangmei Store | 楊梅分公司 |
| ⑨ Hsinchu Store | 新竹分公司 |
| ⑩ Yungfo Store | 永福分公司 |
| ⑪ Chungkang Store | 中港分公司 |
| ⑫ Yuanlin Store | 員林分公司 |
| ⑬ Tainan Store | 台南分公司 |
| ⑭ Fuhsin Store | 復興分公司 |
| ⑮ Pingdeng Store | 平等分公司 |

Ya Tung Department Store Co., Ltd.

亞東百貨股份有限公司 (台北購物中心)

- ① Taipei Metro, The Mall

Far Eastern Citysuper Ltd.

遠東都會股份有限公司

- | | |
|------------------|-----|
| ▲ The Mall Store | 遠企店 |
| ▲ Fuxing Store | 復興店 |
| ▲ Tien-Mu Store | 天母店 |



Far Eastern Department Stores Co., Ltd. 遠東百貨股份有限公司

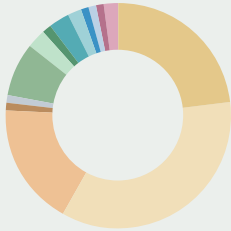
- ▲ FEDS Tianjin Store 遠百天津店
- ▲ FEDS Chongqing Store 遠百重慶店

Pacific Department Stores Co., Ltd. 太平洋百貨股份有限公司

- | | | | |
|-----------------------------|-------|---------------------------------------|--------|
| 1 Hsu Huei Store, Shanghai | 上海徐匯店 | 6 Metropolitan Plaza Store, Chongqing | 重慶大都會店 |
| 2 Huaihai Store, Shanghai | 上海淮海店 | 7 Liyang Store, Chongqing | 重慶立洋店 |
| 3 Jangchien Store, Shanghai | 上海站前店 | 8 Yingko Store, Beijing | 北京盈科店 |
| 4 Tsunsi Store, Chengtu | 成都春熙店 | 9 Lian Tai Store, Dalian | 大連連太店 |
| 5 Chuanhsing Store, Chengtu | 成都全興店 | | |

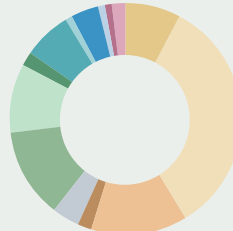
Unit: Million 單位: 百萬

Retail Revenue 零售收入



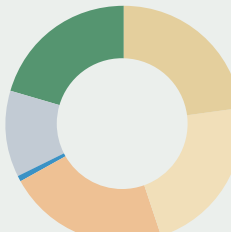
Far Eastern Department Stores Ltd. 遠東百貨公司 NT\$21,033 US\$641.26	Chengdu Quanxing Pacific D. S. Co. 成都全興大廈太平洋百貨公司 NT\$1,246 US\$38.00
Pacific Sogo Department Stores Ltd. 太平洋崇光百貨公司 NT\$32,948 US\$1,004.50	Chongqing Metropolitan Plaza P.D.S. Co. 重慶大都會廣場太平洋百貨公司 NT\$2,789 US\$85.04
Far Eastern Enterprise Ltd. 遠百企業公司 NT\$16,546 US\$504.45	Beijing Xidan Pacific Department S. Co. 北京西單太平洋百貨公司 NT\$1,829 US\$55.75
Ya Tung Department Stores Ltd. 亞東百貨公司 NT\$741 US\$22.58	Tianjin FEDS Limits., Co. 天津遠東百貨公司 NT\$993 US\$30.27
Far Eastern City Super Ltd. 遠東都會公司 NT\$752 US\$22.92	Dalian Pacific Department Store Co., Ltd 大連連太百貨有限公司 NT\$927 US\$28.25
Shanghai Pacific Department Store Co 上海太平洋百貨公司 NT\$7,267 US\$221.57	Chongqing Liyang Department Store Co., Ltd 重慶市立洋百貨有限公司 NT\$491 US\$14.97
Chengdu Shangxia Pacific D. S. Co. 成都商廈太平洋百貨公司 NT\$2,908 US\$88.65	Chongqing Yuan Bai Department Stores Co. 重慶遠東百貨有限公司 NT\$1,917 US\$58.46

Retail Income After Income Tax 零售稅後淨利



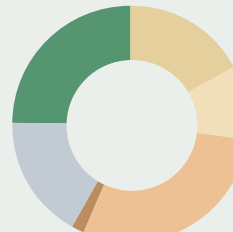
Far Eastern Department Stores Ltd. 遠東百貨公司 NT\$287 US\$8.75	Chengdu Quanxing Pacific D. S. Co. 成都全興大廈太平洋百貨公司 NT\$69 US\$2.12
Pacific Sogo Department Stores Ltd. 太平洋崇光百貨公司 NT\$1,167 US\$35.58	Chongqing Metropolitan Plaza P.D.S. Co. 重慶大都會廣場太平洋百貨公司 NT\$255 US\$7.77
Far Eastern Enterprise Ltd. 遠百企業公司 (NT\$469) (US\$14.31)	Beijing Xidan Pacific Department S. Co. 北京西單太平洋百貨公司 NT\$31 US\$0.94
Ya Tung Department Stores Ltd. 亞東百貨公司 (NT\$77) (US\$2.35)	Tianjin FEDS Limits., Co. 天津遠東百貨公司 (NT\$155) (US\$4.71)
Far Eastern City Super Ltd. 遠東都會公司 (NT\$140) (US\$4.26)	Dalian Pacific Department Store Co., Ltd 大連連太百貨有限公司 NT\$21 US\$0.63
Shanghai Pacific Department Store Co. 上海太平洋百貨公司 NT\$448 US\$13.65	Chongqing Liyang Department Store Co., Ltd 重慶市立洋百貨有限公司 (NT\$14) (US\$0.43)
Chengdu Shangxia Pacific D. S. Co. 成都商廈太平洋百貨公司 NT\$333 US\$10.16	Chongqing Yuan Bai Department Stores Co. 重慶遠東百貨有限公司 NT\$83 US\$2.54

Investment Revenue 投資收入



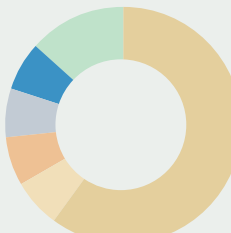
Bai Ding Investment CO. 百鼎投資公司 NT\$975 US\$29.72	Feds Development Ltd. 英屬維京群島遠東百貨公司 NT\$9 US\$0.27
Bai Yang Investment CO. 百揚投資公司 NT\$931 US\$28.40	Pacific China Holding (HK) Ltd. 太平洋中國控股香港公司 NT\$516 US\$15.74
Pacific Liutong Investment Co. Ltd. 太平洋流通投資公司 NT\$933 US\$28.45	Pacific China Holding Ltd. 太平洋中國控股公司 NT\$874 US\$26.65

Investment Income After Income Tax 投資稅後淨利



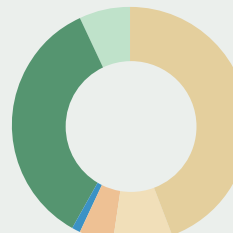
Bai Ding Investment CO. 百鼎投資公司 NT\$517 US\$15.76	Feds Development Ltd. 英屬維京群島遠東百貨公司 (NT\$54) (US\$1.65)
Bai Yang Investment CO. 百揚投資公司 NT\$324 US\$9.87	Pacific China Holding (HK) Ltd. 太平洋中國控股香港公司 NT\$516 US\$15.74
Pacific Liutong Investment Co. Ltd. 太平洋流通投資公司 NT\$871 US\$26.55	Pacific China Holding Ltd. 太平洋中國控股公司 NT\$740 US\$22.57

Other Revenue 其他收入



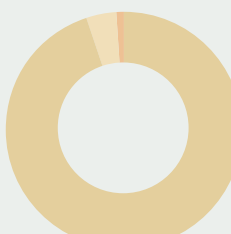
Feds Asia Pacific Development Ltd. 遠百亞太開發公司 NT\$302 US\$9.21	Asian Merchandise Company 美國洛杉磯遠東百貨公司 NT\$3 US\$0.09
Feds New Century Development Ltd. 遠百新世紀開發公司 NT\$23 US\$0.69	Chongqing Pacific Business Management CO. 重慶太平洋商業管理諮詢公司 NT\$2 US\$0.06
Yu Ming Advertising Agency CO. 裕民公司 NT\$2 US\$0.06	Shanghai baiding Consultant & Management CO. 上海百鼎商業管理諮詢公司 NT\$95 US\$2.91
Far Eastern Hon Li Do CO., Ltd. 遠東鴻利多公司 NT\$0 US\$0	

Other Income After Income Tax 其他稅後淨利



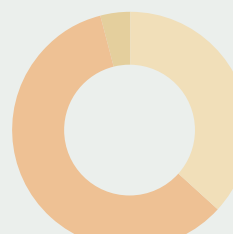
Feds Asia Pacific Development Ltd. 遠百亞太開發公司 NT\$126 US\$3.85	Asian Merchandise Company 美國洛杉磯遠東百貨公司 NT\$0 US\$0.00
Feds New Century Development Ltd. 遠百新世紀開發公司 NT\$22 US\$0.68	Chongqing Pacific Business Management CO. 重慶太平洋商業管理諮詢公司 (NT\$100) (US\$3.06)
Yu Ming Advertising Agency CO. 裕民公司 NT\$14 US\$0.43	Shanghai baiding Consultant & Management CO. 上海百鼎商業管理諮詢公司 NT\$20 US\$0.62
Far Eastern Hon Li Do CO., Ltd. 遠東鴻利多公司 NT\$2 US\$0.05	

Total Revenue 合計收入 NT\$97,052 US\$2,958.92



Retail Revenue 零售收入 NT\$92,387 US\$2,816.67	Others Revenue 其它收入 NT\$427 US\$13.02
Investment Revenue 投資收入 NT\$4,238 US\$129.23	

Total Income After Income Tax 合計稅後淨利 NT\$4,837 US\$147.45



Retail Revenue 零售收入 NT\$1,839 US\$56.06	Others Revenue 其它收入 NT\$84 US\$2.55
Investment Revenue 投資收入 NT\$2,914 US\$88.84	

遠東百貨股份有限公司各地分公司地址

Address of Far Eastern Department Stores Ltd. Retail Group

Far Eastern Department Stores Ltd.

遠東百貨股份有限公司

Head Office 總公司

27, Pao Ching Rd., Taipei 100, Taiwan, R.O.C.
TEL: (02)23816155-9 FAX: (02)23821371
Web: www.feds.com.tw e-mail: service@feds.com.tw

FE21' Paoching Store FE21' 寶慶店

32, Pao Ching Rd., Taipei 100, Taiwan, R.O.C.
TEL: (02)23816088 FAX: (02)23140669

FE21' Panchiao Store FE21' 板橋店

152, Chung Shan Rd., Sec. 1, Panchiao 220, Taiwan, R.O.C.
TEL: (02)89525678 FAX: (02)89530009

FE21' Taoyuan Store FE21' 桃園店

20, Chung Cheng Rd., Taoyuan 330, Taiwan, R.O.C.
TEL: (03)3359811 FAX: (03)3380194

FE21' MegA Hsinchu Store FE21' MegA 新竹店

323, Shida Rd., Hsinchu 300, Taiwan, R.O.C.
TEL: (03)5233121-9 FAX: (03)5269413

FE21' Chiayi Store FE21' 嘉義店

537, Chuei Yang Rd., Chiayi 600, Taiwan, R.O.C.
TEL: (05)2365137-47 FAX: (05)2365358

FE21' MegA Tainan ChenKong Store FE21' MegA 台南成功店

210, Chen Kong Rd., Tainan 700, Taiwan, R.O.C.
TEL: (06)2098999 FAX: (06)2097907

FE21' MegA Tainan Konyuan Store FE21' MegA 台南公園店

60, Konyuan Shida Rd., Tainan 700, Taiwan, R.O.C.
TEL: (06)2259101 FAX: (06)2259120

FE21' MegA Kaohsiung Store FE21' MegA 高雄店

21, Sando 4th Shida Rd., Kaohsiung 807, Taiwan, R.O.C.
TEL: (07)9728888 FAX: (07)9722845

FE21' Hualien Store FE21' 花蓮店

125, Chung Hwa Rd., Hualien 970, Taiwan, R.O.C.
TEL: (03)8355588 FAX: (03)8362720

FEDS Tianjin Store 遠百天津店

168, Nankai District, Tianjin, China
TEL: 86(22)2727-1688, FAX: 86(22)2735-2489

FEDS Chongqing Store 遠百重慶店

10 Yanghe Rd. Jiangbai, Chongqing, China
TEL: 86(23)8918-0088 FAX: 86(23)8911-8111

Far Eastern Int'l. Seles 洛杉磯遠東百貨公司

13360 East Firestone BLVD., #J.
SANTA FE SPRINGS, CA 90670, U.S.A.
TEL: (562)404-7376 FAX: (562)404-8663

Pacific Sogo Department Stores Co., Ltd.

太平洋崇光百貨股份有限公司

Taipei Store 台北店

No.45, Sec.4, Chung Hsiao E. Rd, Taipei, Taiwan, R.O.C.
TEL: 886-2-2776-5555 FAX: 886-2-2741-2869

Fuxing Store 復興店

No.300, Sec.3, Chung Hsiao E.Rd.
TEL: 886-2-2776-5555 FAX: 886-2-2778-1191

Tun Hua New Hall 敦化新館

No.246, Sec.1, Tun Hua South Road, Taipei, Taiwan, R.O.C.
TEL: 886-2-2776-5555 FAX: 886-2-2711-2632

Tien-Mu Store 天母店

NO.77, Sec 6, Zhongshan N. Rd., Taipei, Taiwan, R.O.C.
TEL: (02)2834-5000 FAX: (02)2834-7755

Chungli Store 中壢店

No.357, Yuan Hua Road, Chungli, Taiwan, R.O.C.
TEL: 886-3-422-7000 FAX: 886-3-422-1212

Chungli New Hall 中壢中央新館

No.120, C HUNG Yuan W.Rd, Sec. 1 Chungli, Taiwan, R.O.C.
TEL: 886-3-422-7000 FAX: 886-3-422-1212

Hsinchu Store 新竹店

No.2, Ming Chu Road, Hsinchu, Taiwan, R.O.C.
TEL: 886-3-522-7000 FAX: 886-3-524-8888

Kaohsiung Store 高雄店

No.217, Sando 3th Road, Kaohsiungn, Taiwan, R.O.C.
TEL: 886-7-338-1000 FAX: 886-7-338-2000

Hsu Huei Store, Shanghai 上海徐匯店

No.932, Hengshan Road, Hsu Huei Dist, Shanghai
TEL: 86-21-6407-8888 FAX: 86-21-6469-6688

Huaihai Store, Shanghai 上海淮海店

No.333, Huai Hai Central Road, Luwan Dist, Shanghai
TEL: 86-21-5306-8888 FAX: 86-21-6385-9456

Jangchien Store, Shanghai 上海站前店

No.218, Tienmu W. Road, Zabei Dist, Shanghai
TEL: 86-21-6381-8888 FAX: 86-21-6381-6688

Tsunsu Store, Chengtu 成都春熙店

No.12, Tzongfu Road, Chengtu
TEL: 86-28-8665-3388 FAX: 86-28-8666-5281

Chuanhsing Store, Chengtu 成都全興店

No.68, Sec.2, Renming Center Road, Chengtu
TEL: 86-28-8625-6688 FAX: 86-28-8625-6656

Metropolitan Plaza Store, Chongqing 重慶大都會店

No.68, Zou Rong Road, Shapingba District, Chongqing
TEL: 86-23-6371-0088 FAX: 86-23-6372-0293

Liyang Store, Chongqing 重慶立洋店
No.99, Xiaoxin Road, Yu Zhong District, Chongqing
TEL:86-23-6536-0088 FAX:86-23-6547-9081

Yingko Store, Beijing 北京盈科店
No.2A, Gong Ti Bei Lu Chaoyang District, Beijing
TEL:86-10-6539-3888 FAX:86-10-6539-3889

Lian Tai Store, Dalian 大連連太店
No.19, Jie Fang Road, Yu Zhong Shan District, Dalian
TEL:86-411-230-6999 FAX:86-411-230-0023

Far Eastern Geant Co., Ltd. 遠百企業股份有限公司

Head Office 總公司
13F, 110 Yen Ping S. Rd., Taipei 100, Taiwan, R.O.C.
TEL: (02)23613691 FAX: (02)23715298

Panhsin HYPER Store 板新店
389, Sze Chuan Rd., Sec.1, Panchiao 220, Taiwan, R.O.C.
TEL: (02)29569888 FAX: (02)29569777

Chingmei HYPER Store 景美店
12, Ching St., Lane 30, Taipei 116, Taiwan, R.O.C.
TEL: (02)29332088 FAX: (02)29318459

Chunghsiao HYPER Store 忠孝店
B2/B3, Chunghsiao E. Rd., Sec.5, Taipei, Taiwan, R.O.C.
TEL: (02)25289388 FAX: (02)25289389

Yungho HYPER Store 永和店
56, Ming-Sheng Rd., Lane 46, Yungho, Taiwan, R.O.C.
TEL: (02)29488988 FAX: (02)29488993

Dazhi Hyper Store 大直店
123, Ching-Yeh 3rd Rd., Taipei, Taiwan, R.O.C.
TEL: (02)77015168, FAX: (02)77015056

Sanchong Store 三重店
No, 45, Lane 193, Zhongzheng N. Rd., Sanchong City,
Taipei County, Taiwan, R.O.C.
TEL: (02)29883199 FAX: (02)29888262

Taoyuan HYPER Store 桃園店
939, Chung Sang Rd., Taoyuan, Taiwan, R.O.C.
TEL: (03)3785688 FAX: (02)3783088

Yangmei HYPER Store 楊梅店
6, Chung Sang N. Rd., Lane 23, Sec.5, Yangmei, Taiwan, R.O.C.
TEL: (03)4816988 FAX: (03)4816958

Hsinchu HYPER Store 新竹分公司
469, Gongdaowu Rd., Sec.2, Hsinchu 300, Taiwan, R.O.C.
TEL: (03)55735566 FAX: (03)2752112

Chungkang HYPER Store 中港店
71, Chungkang Rd., Sec.2, Taichung, Taiwan, R.O.C.
TEL: (04)23199883 FAX: (04)2327443

Fuhsin HYPER Store 復興店
359, Fuhsin Rd., Sec.1, Taichung, Taiwan, R.O.C.
TEL: (04)22658686 FAX: (04)23247190

Yuanlin HYPER Store 員林店
90-100, Lane2, Chung-Cheng Rd., Yuanlin, Ghanghua
Taiwan, R.O.C.

Tainan HYPER Store 台南店
533, Chung Cheng S. Rd., Yung Kung, Tainan700, Taiwan, R.O.C.
TEL: (06)2542532 FAX: (06)2542997

Pingdeng HYPER Store 平等店
171, Pingdeng Rd., Kauhsing, Taiwan, R.O.C.
TEL: (07)3860600 FAX: (07)3919190

Yungfu HYPER Store 永福店
174, Ching Hai Rd., Sec.3, Taichung 400 Taiwan, R.O.C.
TEL: (04)4268568 FAX: (04)4630515

Ya Tung Department. Stores Co., Ltd. 亞東百貨股份有限公司

Head Office 總公司
11F, 270, Tun Hwa S Rd., Sec.2, Taipei 106, Taiwan, R.O.C.
TEL: (02)23776666 FAX: (02)23775223

Taipei Store 台北店
203, Tun Hwa S Rd., Sec.2, Taipei 106, Taiwan, R.O.C.
TEL: (02)23786666 FAX: (02)23775223

Far Eastern Citysuper Ltd. 遠東都會股份有限公司

Head Office 總公司
7F, No.64, Sec.4, Ren-ai Rd., Da-an District, Taipei 106, Taiwan,
R.O.C.
TEL: (02)77113288 FAX: (02)77113289

Tun Hwa Store 敦化店
203, Tun Hwa S Rd., Sec.2, Taipei 106, Taiwan, R.O.C.
TEL: (02)77113830 FAX: (02)77113831

Fuxing Store 復興店
No.300, Sec.3, Chung Hsiao E. Rd. Taipei, Taiwan, R.O.C.
TEL: 886-2-2776-5555 FAX: 886-2-2778-1191

Tien-Mu Store 天母店
B1, No. 77, Sec 6, Chung-Hsan N. Road, Taipei, Taiwan, R.O.C.
TEL: (02)7736-0766 FAX: (02)7736-0765

THE FAR EASTERN GROUP (FEG)

comprises 210 companies and institutions. Listed below are 51 of the more active operations including: 35 in Taiwan, 9 in China, 3 in Singapore, 1 in Hong Kong, 1 in Canada, 1 in Thailand and 1 in Vietnam. (* indicates the Group's eight listed public companies)

*1) FAR EASTERN TEXTILE LTD. (FETL):

formerly a knitting factory founded in Shanghai in 1942, is the first textile company in Taiwan. With fully integrated production processes plus sales and liaison offices in many countries, FETL has been crowned the leading company in the polyester and textile industries in the ROC. Sales revenues in 2007 were NT\$49 billion (US\$1.51 billion, using 2007 yearend rate NT\$32.44=US\$1.0).

*2) ASIA CEMENT CORP. (ACC):

founded in 1957, is the most profitable cement company in Taiwan. Sales revenues reached NT\$10.7 billion (US\$330 million) in 2007 with net profit of NT\$10.6 billion (US\$327 million), and total annual production exceeded 10 million metric tons.

*3) FAR EASTERN DEPARTMENT STORES (FEDS):

established in 1967, has retail chain stores in all major cities around the Island. Total sales revenues in 2007 were US\$635 million.

*4) U-MING MARINE TRANSPORT CORP. (UMTC):

With shipping capacity of 3.36 million DWT, UMTC is Taiwan's largest bulk carrier. The Company has subsidiaries in both Hong Kong and Singapore and has acquired various international standard certifications. U-Ming has formed strategic alliances with oil tanker and other shipping companies. Its outstanding operating result has won global recognition.

*5) ORIENTAL UNION CHEMICAL CORPORATION (OUCC):

founded in 1975 to establish an EG and a gas plant on a 23-hectare area in the Lin Yuan Industrial Zone in Kaohsiung County. OUCC has been developing several specialty chemical products in recent years, and engaged in various investments in fine chemicals and bio-chemicals sector (C\$3 million investment in Sino-Canada Biotechnology Development Fund). Total revenues in 2007 amounted to NT\$13.4 billion (US\$413 million).

*6) EVEREST TEXTILE CO., LTD.:

established in 1988 in Tainan, south of Taiwan to produce fabrics, garments and polyester textured yarns. Sales revenues in 2007 were NT\$5.3 billion (US\$163 million).

*7) FAR EASTERN INTERNATIONAL BANK (FEIB):

FEIB inaugurated its banking operations in early 1992, now with a capital of NT\$18.8 billion and 36 branches throughout Taiwan, was listed on Taiwan Stock Market in 1998.

*8) FAR EASTONE TELECOMMUNICATIONS LTD. (FET):

was awarded two valuable licenses to provide cellular services to Taiwan. Operations were launched on January 20, 1998. FET was listed on the Taiwan OTC Stock market in December 2001. In October 2003, FET and KG Telecom signed a merger agreement. Total service revenue for 2007 was NT\$46.2 billion (US\$1.42 billion) with revenue-producing customer exceeding 6 million.

9) NEW CENTURY INFOCOMM TECH CO., LTD. (NCIC):

formed by the Far Eastern Group, SingTel, President Group, China Development plus other members with a capital of NT\$48 billion as a fixed line info-comm operator in Taiwan, was awarded an integrated fixed network license in March 2000. Operations were launched in March 2001. Revenues for 2007 were NT\$6.2 billion (US\$191 million).

10) FAR EASTERN ELECTRONIC TOLL COLLECTION CO., LTD. (FETC):

Consortium headed by Far EasTone, Teco, Mitac and Systex, was awarded the one and only license to provide freeway electronic toll collection services to Taiwan. Services were launched on February 10, 2006.

11) INVISTA-FAR EASTERN COMPANY LIMITED:

founded in the first quarter of 1997, also Invista's first manufacturing joint venture in Taiwan to produce "nylon 66", a durable, high-performance technical yarn.

12) INVISTA FAR EASTERN PETROCHEMICALS LIMITED:

a FETL/Invista joint venture located at the Kuan Yin site of Taoyuan County to operate on PTA facility with a capacity of 900,000 MT/year. Its new production line started up in early 1999, utilizing the most advanced proprietary PTA technology. Revenues for 2007 were NT\$19.3 billion (US\$595 million).

13) AIR LIQUIDE FAR EASTERN LTD. (ALFE):

established in 1987, is a joint venture by FETL and France's L'Air Liquide for the production of industrial gases.

14) FREUDENBERG FAR EASTERN SPUNWEB CO., LTD.:

established in 1987, is a joint venture with Germany's Carl Freudenberg and Japan Vilene Co. for the production of non-woven fabrics and related high-tech polyester products.

15) YUAN DING CO., LTD.:

founded by FETL and ACC in 1984 as a real estate developer and a holding company for diversified businesses, such as YDT Technology International established in 2000, a professional CCTV producer and total solution provider for FEG and worldwide clients, plus Far Eastern Technical Consultant Co. founded in July 2001 to handle land development, project management, design, planning and other real estate consultant services.

16) FAR EASTERN GENERAL CONTRACTOR INC.:

established in 1982, a renowned A-Class contractor to handle the Group's as well as other local major construction projects.

17) ALBERTA & ORIENT GLYCOL COMPANY LIMITED:

FETL's joint venture with Dow Chemical, total investment amounts to C\$400 million, to produce ethylene glycol. Its plant locates in Red Deer, Alberta, Canada and commenced beneficial production in early September 1994.

18) PET (THAILAND) CO., LTD.:

FETL's investment in Thailand, established in 1987 with a capital of US\$4.5 million, producing all kinds of PET bottles.

19) MALAYSIA GARMENT MANUFACTURERS PTE LTD.:

FETL's investment in Singapore since 1964.

20) FAR EASTERN INDUSTRIES (SHANGHAI) LTD. (FEIS):

FETL's wholly owned subsidiary, a vertically integrated polyester polymer plant which obtained a 'high-tech enterprise' status in Pudong District, Shanghai during the third quarter of 2000. Sales revenues in 2007 were US\$707 million.

21) ORIENTAL PETROCHEMICAL (SHANGHAI) CORPORATION (OPC):

formed by FETL and OUCC to build and operate a 600,000MT/year PTA plant adjacent to FEIS's existing polyester manufacturing facilities in Pudong, Shanghai. OPC commenced operation in April 2006.

22) FAR EASTERN APPAREL (SUZHOU) CO., LTD.:

US\$10 million investment in Wuxi City, Jiangsu to manufacture and sell underwear and apparel products in Mainland China.

23) ORIENTAL INDUSTRIES (SUZHOU) LTD.:

Initiated operations in September 2007 to produce industrial fabrics including SSP, HTY, tire cord, conveyor and etc. With annual capacity of industrial yarn reaching 38,000 tons and industrial fabric of 16,000 ton, the company has not only gained recognition from the world's largest conveyor manufacturer Fenner Dunlop, but also aims to become major supplier to Goodyear and other related companies.

24) FASHIONLINE SAIGON LTD.:

FETL's manufacturing site in Vietnam to produce knitting goods and apparels, supplier to world renowned brands such as Nike, Levis, Columbia, Carter's, and etc.

25) YA TUNG READY-MIXED CONCRETE CO., LTD.:

ACC's subsidiary formed in January 1999 to enter into strategic alliances and to have 40 sales outlets throughout Taiwan.

26) CHIAHUI POWER CORPORATION:

established in 1996 with a capital of NT\$3.2 billion. ACC decided to invest in Chiahui Power in mid 1999. Annual capacity is designed to be 67 MW. Based on a 25-year contract, Chiahui sells all of its power generated to Taipower.

27) FU MING TRANSPORT CORP.:

founded in February 1980 by ACC to support its needs for inland transportation.

28) NAN HWA CEMENT CORP.:

acquired by ACC in 1979, completed Taichung grinding plant in October 1997, producing cement, lime and granulated blast-furnace slag.

29) ASIA CEMENT (SINGAPORE) PTE.:

was set up in 1965 in partnership with Singaporean investors, dealing with the procurement and sales of cement.

30) KOWLOON CEMENT CORPORATION LTD.:

was set up in Hong Kong in 1986.

31) JIANGXI YADONG CEMENT COMPANY LIMITED:

set up in 1997, cement plant in Ruichang, Jiangxi, and began operations in September 2000. With annual capacity of 5 million MT, 2007 revenues were RMB1090 million.

32) SICHUAN YADONG CEMENT CO., LTD.:

Set up in 2004, cement plant in Peng Zhou, Chengdu City, began operations in December 2006. Current annual capacity of 2 million MT is expected to be expanded to 6 million MT.

33) WUHAN YADONG CEMENT CO.:

set up in 2001, cement plant in Wuhan, Hubei. 2007 revenues were RMB727 million.

34) WUHAN ASIA MARINE TRANSPORT CORP. LTD.:

joint venture with China Changjiang Transport Group with a capital of RMB20.5 million, founded in 2000 in Wuhan, Hubei Province to mainly fulfill Jiangxi Yadong Cement's transportation needs.

35) SHANGHAI YA LI CEMENT PRODUCT CORP.:

ACC's Shanghai investment and outpost to further expand its cement operations in Mainland China. Production began in March 1997.

36) PACIFIC SOGO DEPARTMENT STORES:

established in 1987, currently operating with 7 branches in Taiwan, was acquired by FEG during the third quarter of 2002. 2007 revenues were NT\$33.6 billion (US\$1,036 million). In addition, SOGO also has 10 stores in Mainland China.

37) PACIFIC CHINA HOLDINGS LTD.:

registered in British Virgin Island in 2003 with a paid-in capital of US\$19 million and total assets of US\$88.1 million. The Company acts as the holding company for Pacific SOGO's China operations.

38) FAR EASTERN GEANT CO., LTD.:

ranks among Taiwan's three largest hypermarket, now operates 14 stores around the Island. 2007 revenues were NT\$15.6 billion (US\$481 million).

39) YA TUNG DEPARTMENT STORE LTD.:

established by FEDS, is responsible for handling the management and operation of The Mall within the Taipei Metro Complex opened since March 1994. Far Eastern Retail Group introduced into Taiwan in end 2004 the exquisite CitySuperlifestyle supermarket within Taipei Metro, The Mall to provide top-quality products and services to high-end customers.

40) U-MING MARINE TRANSPORT (SINGAPORE) PTE LTD.:

established in January 1994 by U-Ming Marine Transport Corp. in Singapore with a capital of S\$150 million (US\$98.5 million) to further expand UMTC's international service network.

41) DEUTSCHE FAR EASTERN ASSET MANAGEMENT COMPANY LIMITED:

opened in June 2001 with a capital of NT\$400 million, FEG's joint venture with Alliance Capital Management to build a new investment management business. The Company now manages 5 mutual funds totaling NT\$9.22 billion.

42) FAR EASTERN INTERNATIONAL LEASING CORP.:

established in 1998, jointly owned by FETL, ACC and FEDS with a capital of NT\$1.05 billion to handle leasing, installment payment, local factoring and other related businesses.

43) FAR EASTERN PLAZA HOTEL:

invested by the Far Eastern Group, is a 422-room, 5-star hotel located at Taipei Metro Complex managed by the Shangri-La International Group. It is considered one of the best hotels in Asia. Shangri-La's Far Eastern Plaza Hotel, Tainan is scheduled to open 3Q of 2008.

44) ORIENTAL SECURITIES CORP.:

established in 1979, is a fully integrated securities house now operating with 6 branches throughout the Island.

45) DING DING INTEGRATED MARKETING SERVICE CO. (DDIM):

launched FEG Happy Go joint bonus points program in January 2005 enabling DDIM to become the first domestic pioneer of cross-industrial bonus points service provider. DDIM also rolled out GOHAPPY e-commerce service in June 2007. Membership exceeded 4.5 million in March 2008.

46) FAR EASTERN MEMORIAL FOUNDATION (FEMF):

established by FEG late Founder Mr. Y. Z. Hsu and his late younger brother Mr. W. Y. Hsu in memory of their beloved father, Mr. Yuan-Ze Hsu, is a non-profit institution dedicated to the promotion of cultural, educational, scientific and technological activities through program sponsorships.

47) FAR EASTERN MEDICAL FOUNDATION:

extended from FEMF in 1977, established the Far Eastern Memorial Hospital and Far Eastern United Clinical Centers.

48) FAR EASTERN Y. Z. HSU SCIENCE & TECHNOLOGY MEMORIAL FOUNDATION:

set up in 2001 by the Far Eastern Group in memory of its late Founder Mr. Y. Z. Hsu to mainly sponsor high-tech research and development.

49) FAR EASTERN MEMORIAL HOSPITAL (FEMH):

located in Panchiao is a 1,050-bed, full-service medical center serving the general public since April 1981. The Hospital together with its Far Eastern United Clinical Centers established in 1988 in downtown Taipei formed a cooperative alliance with National Taiwan University Hospital in mid 1999. FEMH was upgraded to medical center status in 2006 and received "National Quality Award" in March 2008.

50) YUAN ZE UNIVERSITY (YZU):

established in 1989, comprises Colleges of Engineering, Management, Informatics, Humanities and Social Science, plus School of Lifelong Education, aims to cultivate specialists in technology and management. R&D Center for the Far Eastern Group was established in 1993 to reinforce research cooperation and cooperative project service for local enterprises. YZU was evaluated by the Education Ministry as the best University in general education in 2000.

51) ORIENTAL INSTITUTE OF TECHNOLOGY (OIT):

founded in 1969, is a two-year polytechnic institute offering courses in mechanical engineering, materials and textile science, electrical engineering, electronic engineering, industrial engineering and management, fashion business and industrial design.

集團名錄 Group Profile

Diversified Management Teams Working Together to Improve People's Lives

遠東集團由 117 家關係企業和非營利機構共組而成，以下依經營領域別，臚列其中較具規模或代表性的 44 家，包括位於台灣的 35 家、中國大陸 6 家、新加坡 2 家及加拿大 1 家。

Petrochemical Business

石油化學事業

Oriental Union Chemical Corp. 東聯化學股份有限公司
28F, 207, Tun Hwa S. Rd., Sec. 2, Taipei 106, Taiwan.
台北市敦化南路二段 207 號 28 樓
TEL: +886 2 27366355
URL: www.oucc.com.tw
Funded: 1975

DuPont Far Eastern Petrochemicals Ltd. 杜邦遠東石化股份有限公司
47, Ching Chien 4th Rd., Kuanyin ind Dist., Kuanyin hsiang,
Taoyuan hsien, Taiwan.
桃園縣觀音工業區經建四路 47 號
TEL: +886 3 4838855
URL: www.dupont.com.tw
Funded: 1997

Liquid Air Far Eastern Ltd. 亞東工業氣體股份有限公司
18-1, 76 Tun Hwa S. Rd., Sec. 2, Taipei, Taiwan.
台北市敦化南路二段 76 號 18 樓之 1
TEL: +886 2 87733318
URL: www.airliquide.com.tw
Funded: 1987

Alberta & Orient Glycol Co., Ltd.
P.O. Box. 5501, Red Deer, Alberta, Canada
TEL: 403 8857000
Funded: 1994

Textile & Synthetic Fiber Business

紡織人纖事業

Far Eastern Textile Ltd. 遠東紡織股份有限公司
33-40F, 207 Tun Hwa S. Rd., Sec. 2, Taipei, 106, Taiwan.
台北市敦化南路二段 207 號 33-40 樓
TEL: +886 2 27338000
URL: www.fetl.com.tw
Funded: 1954

Everest Textile Co., Ltd. 宏遠興業股份有限公司
256, Ming Ho Tsun, Shanshang Hsiang, Tainan Hsien 743, Taiwan.
台南縣山上鄉明和村 256 號
TEL: +886 6 578256
URL: www.everest.com.tw
Funded: 1988

DuPont-Far Eastern Co., Ltd. 遠東杜邦股份有限公司
13F, 167, Tun Hwa N. Rd., Taipei, Taiwan.
台北市敦化北路 167 號 13 樓
TEL: +886 2 25144470
URL: www.dupont.com.tw
Funded: 1995

Freudenberg Far Eastern Spunweb. Co., Ltd. 科德寶遠東股份有限公司
38, Lun Din Rd., Shi Hai Village, 5 Lin, Tayuan, Taoyuan Country, Taiwan
桃園縣大園鄉溪海村 5 鄰崙頂路 38 號
TEL: +886 3 3867003
URL: www.ffi.com.tw
Funded: 1988

Far Eastern Industries(Shanghai) Ltd. 遠東紡織(上海)有限公司
No. 198, Baisha Rd., Xinghuo Development Zone, Pudong, Shanghai,
China.
中國上海市星火開發區白沙路 198 號
TEL: +86 21 57501888
URL: www.fepi.com.hk
Funded: 1998

Far Eastern Apparel (Suzhou) Ltd. 遠東服裝(蘇州)有限公司
No. 88, Tian-Ling Rd., Wuxian Econmic Development Zone, Jiangsu,
China.
Funded: 1996

Cement and Building Material Business

水泥建材事業

Asia Cement Corp. 亞洲水泥股份有限公司
30-31F, 207, Tun Hwa S. Rd., Sec.2, Taipei 106, Taiwan.
台北市敦化南路二段 207 號 30-31 樓
TEL: +886 2 27338000
URL: www.asiacement.com.tw
Funded: 1957

Nanhua Cement Corp. 南華水泥股份有限公司
31F, 207, Tun Hwa S. Rd., Sec.2, Taipei 106, Taiwan.
台北市敦化南路二段 207 號 31 樓
TEL: +886 2 27338000
Funded: 1968

Asia Cement(Singapore)Pte. Ltd. 亞泥(新加坡)股份有限公司
5, Little Road, #9-01, Cemtex Industrial Building, Singapore 1953.
TEL: 65 2828733
Funded: 1964

Jiangxi Yadong Cement Co., Ltd. 江西亞東水泥股份有限公司
No. 6, Ya Dong Road, Ma-Town, Rui-Chang City, Jiangxi 32207 China.
江西省瑞昌市碼頭鎮亞東大道 6 號
TEL: +86 792 4886998
URL: www.yadongc@public.iippt.jx.cn
Funded: 2000/9/29

Shanghai Yali Concrete Products Co., Ltd.

上海亞力水泥製品股份有限公司
No. 138, Liang Yun Gang Road, Pu Dong, Shanghai 200126, China.
中國上海浦東新區連雲港路 138 號
TEL: 86 21 5830011
URL: yali@sh163.net
Funded: 1995

Wuhan Ya Dong Concrete Co., Ltd. 武漢亞東水泥製品股份有限公司
Cihui Avenue, Wujashan Taiwan Business Investment Zone, Dongxihu
China, Wuhan, China.
湖北省武漢市東西湖區吳家山台商投資區慈惠大道
TEL: 86 27 83898105
URL: wacc@public.wh.hb.cn
Funded: 2000

Retailing Business 零售事業

Far Eastern Department Stores Ltd. 遠東百貨股份有限公司
No. 27, Pao Ching Rd., Taipei 100, Taiwan.
台北市寶慶路 27 號
TEL:+886 2 23816155
URL: www.feds.com.tw
Funded: 1967

Pacific Sogo Department Stores Co., Ltd. 太平洋崇光百貨股份有限公司
No. 45, Sec. 4 Chung Hsiao E. Rd., Taipei, Taiwan. R.O.C.
台北市忠孝東路 4 段 45 號
TEL:+886 2 27765555
FAX:+886 2 27412869

Far Eastern Geant Co., Ltd. 遠百企業股份有限公司
5F, No. 110, Yen-ping S. Rd., Taipei, Taiwan.
台北市延平南路 110 號 5 樓
TEL:+886 2 23613691
URL: www.fe-geant.com.tw
Funded: 1985

Ya Tung Department Store Ltd. 亞東百貨股份有限公司
B2-5F, 203 & 1F, 209, Tun Hwa S. Rd., Sec2. Taipei Taiwan.
台北市敦化南路二段 203 號 B2-5 樓及 209 號 1 樓
TEL:+886 2 23772441
URL: www.themall.com.tw
Funded: 1972

Far Eastern Citysuper Ltd. 遠東都會股份有限公司
Head Office 總公司
7F, No.64, Sec.4, Ren-ai Rd., Da-ab District, Taipei 106, Taiwan, R.O.C.
TEL:(02)77113288 FAX:(02)77113289

Financial Services Business 金融服務事業

Far Eastern International Bank. 遠東國際商業銀行
27F, 207, Tun Hwa S. Rd., Sec2. Taipei 106 Taiwan.
台北市敦化南路二段 207 號 27 樓
TEL:+886 2 23786868
URL: www.feib.com.tw
Funded: 1992

Oriental Securities Co., Ltd. 亞東證券股份有限公司
2-4F, 86, Chung Ching S. Rd., Sec1. Chung Chung Dist. Taipei
100,Taiwan.
台北市重慶南路一段 86 號 2 4 樓
TEL:+886 2 23618600
URL: www.osc.com.tw
Funded:1979

Far Eastern International Leasing Corp. 遠銀國際租賃股份有限公司
2F, 171, Nan King E. Rd., Sec5. Taipei, Taiwan.
台北市松山區南京東路五段 171 號 2 樓
TEL:+886 2 27455038
Funded: 1998

Oriental Securities Investment Advisory Co., Ltd.
亞東證券投資顧問股份有限公司
5F, 86, Chung Ching S. Rd., Sec1. Taipei 100, Taiwan.
台北市重慶南路一段 86 號 5 樓
TEL:+886 2 23618600
URL: www.osc.com.tw
Funded: 1999

Sea/Land Transportation Business 海陸運輸事業

U-Ming Marine Transport Corp. 裕民航運股份有限公司
29F, 207, Tun Hwa S Rd., Sec. 2, Taipei 106, Taiwan.
台北市敦化南路二段 207 號 29 樓
TEL:+886 2 27338000
URL: www.uming.com.tw
Funded: 1968

Fu Ming Transport Co., Ltd. 富民運輸股份有限公司
5F, 168, Tun Hwa S. Rd., Sec. 2, 106, Taiwan.
台北市敦化南路二段 168 號 5 樓
TEL:+886 2 23770788
URL: www.fu-ming.com.tw
Funded: 1980

U-Ming Marine Transport(Singapore) Pte.Ltd.
裕民航運(新加坡)私人有限公司
5 Little Rd, #02-01, Cemtex Industrial Building, Singapore 536983
TEL:+65 2899397
URL: norman.lim@uming.com.sg
Funded: 1994

Wuhan Asia Marine Transport Corporation Ltd.
武漢長亞航運有限公司
No.52, Yan Jiang Avenue, Wuhan, Navigational Fairs Mansion 7F,
Hubei, China.
湖北省武漢市沿江大道 52 號湖北省航運大廈 7 樓
TEL:+86 27 85360047
Funded: 2000

Communications & Internet Business 通訊網路事業

Far EasTone Telecommunications Co.,Ltd 遠傳電信股份有限公司
5F, 486, Juikuang Rd., Nei Hu, Taipei, Taiwan.
台北市內湖區瑞光路 468 號 5 樓
TEL:+886 2 29505000
URL: www.fareastone.com.tw
Funded: 1997

New Century Infocomm Tech.,Co.,Ltd 新世紀資通股份有限公司
9F, 468, Juikuang Rd., Nei Hu, Taipei,Taiwan.
台北市內湖區瑞光路 468 號 9 樓
TEL:+886 2 87938888
URL: www.nice.com.tw
Funded: 2000
Com2B Corp. 首席電子商務股份有限公司
9F,No 126, Chien Kuo N. Rd., Sec 1, Taipei, Taiwan.
台北市建國北路一段 126 號 9 樓
TEL:+886 2 25189779
URL: www.com2b.com.tw
Funded: 2000

Universal Exchange Inc. 網際優勢股份有限公司
11F, No.19-11, Sanchung Rd., Taipei 115, Taiwan.
台北市南港區三重路 19 之 11 號 11 樓
TEL:+886 2 26553111
URL: www.uxb2b.com.tw
Funded: 2000

e.World Ltd. 意世界股份有限公司
9F, 35, Kuang Fu S. Rd., Taipei, Taiwan.
台北市光復南路 35 號 9 樓
TEL:+886 2 29507635
URL: www.egomy.com.tw
Funded: 2000

Construction Business 營造建築事業

Yuan Ding Construction Co.,Ltd 遠鼎建設股份有限公司
12F, 207, Tun Hwa S. Rd., Sec2, Taipei 106, Taiwan.
台北市敦化南路二段 207 號 12 樓
TEL:+886 2 27363033
URL: www.ydc.com.tw
Funded: 1984

Far Eastern General Contractor Co.,Ltd 遠揚營造工程股份有限公司
4-1F, 267,Tun Hwa S. Rd.,Sec2,Taipei 106,Taiwan
台北市敦化南路二段 267 號 4 樓之 1
TEL:+886 2 23788022
URL:www.feg.com.tw
Funded:1982

Far Eastern Construction Co., Ltd. 遠揚建設股份有限公司
4-1F, 267, Tun Hwa S. Rd., Sec 2, Taipei 106, Taiwan.
台北市敦化南路二段 267 號 4 樓之 1
TEL:+886 2 23788008
URL:www.feg.com.tw
Funded:1978

Tourist Hotel Business 觀光旅館事業

Ding Ding Hotel Co.,Ltd. 鼎鼎飯店股份有限公司
201, Tun Hwa S. Rd., Sec.2, Taipei 106, Taiwan.
台北市敦化南路二段 201 號
TEL:+886 2 23788888
URL: www.shangri-la.com.tw
Funded: 1983

Social Responsibilities 社會公益事業

Far Eastern Memorial Foundation 徐元智先生紀念基金會
207, Tun Hwa S. Rd., Sec.2, Taipei 106,Taiwan.
台北市敦化南路二段 207 號
TEL:+886 2 27338000
URL: www.fegfound.com.tw
Funded: 1976
Far Eastern Memorial Foundation 徐元智先生醫藥基金會
207, Tun Hwa S. Rd., Sec.2, Taipei 106, Taiwan.
台北市敦化南路二段 207 號
TEL:+886 2 27338000

Memorial Hospital 亞東紀念醫院
No.21, Nan Ya S. Rd., Sec.2, Pan-Chiao City, Taipei Shien, Taiwan.
台北縣板橋市南雅南路二段 21 號
TEL:+886 2 29546200
URL: www.femh.org.tw
Funded: 1981

Far Eastern United Clinical Centers 遠東聯合門診中心
No.8-14, Yung Sui Street, Taipei, Taiwan.
台北市永綏街 8-14 號
TEL:+886 2 23111525
Funded: 1987

Yuan Ze University 元智大學
135, Yuan-Tung Rd., Chung-Li, Taoyuan 32026, Taiwan.
桃園縣中壢市遠東路 135 號
TEL:+886 3 4638800
URL:www.yzu.edu.tw
NT\$ 0.48B
Funded: 1987

Oriental Institute of Technology 亞東技術學院
No. 58, Szu-Chuan Rd., Sec. 2, Pan-Chiao City, Taipei Shien, Taiwan.
台北縣板橋市四川路二段 58 號
TEL:+886 2 296410145
URL: www.oit.edu.tw
Funded: 1969

Yu Chang Vocational School 豫章工商職業學校
No. 391, Szu-Chuan Rd., Sec. 1, Pan-Chiao City, Taipei Shien, Taiwan.
台北縣板橋市四川路一段 391 號
TEL:+886 2 29519810
URL:www.ycvs.edu.tw
Funded: 1970



誠 勤 樸 慎

— SINCERITY ; DILIGENCE ; THRIFT ; PRUDENCE —



FAR EASTERN DEPARTMENT STORES LTD.

27 Pao Ching Rd., Taipei 100, Taiwan. R.O.C.

TEL:(02)2381-6155~9 FAX:(02)2382-1371

WEB: www.feds.com.tw

e-mail: service@feds.com.tw