



遠東百貨股份有限公司
FAR EASTERN DEPARTMENT STORES LTD.

Annual Report 2007
九十六年度年報



Chic Fashion

Leisure Time

Fresh Delight

Knowledge & Food Banquet

2007 ANNUAL REPORT

Contents 目錄

營業績效 Financial Highlights	1
致股東報告書 Message to Shareholders	2
總經理的話 President's Remarks	10
趨勢新櫃 Fashion Wardrobe	14
優質家居 Excellent Furnish Living	18
珍饈百味 Amazing Delicious	22
書卷食宴 Knowledge & Food Banquet	24
活動集錦 Colorful Activities	26
2007 年財務報表 2007 Financial Statements	31
合併資產負債表 Consolidated Balance Sheets	32
合併損益表 Consolidated Statements of Income	34
資產負債表 Balance Sheets	36
損益表 Statements of Income	38
股東權益變動表 Statements of Changes in Stockholder's Equity	40
現金流量表 Statements of Cash Flows	42
會計師查核報表 Independent Auditor's Report	44
董事會 Board of Directors	46
經營團隊 Senior Officers	47
經理人 Store Managers	48
遠百之投資(I).....太平洋崇光百貨 FEDS Investment(I).....Pacific Sogo Department Stores Co., Ltd.	50
遠百之投資(II).....愛買吉安量販店 FEDS Investment(II).....Far Eastern Geant Co., Ltd.	51
遠百之投資(III).....亞東百貨 FEDS Investment(III).....Ya Tung Department Stores Co., Ltd.	52
遠百之投資(IV).....遠東都會股份有限公司 FEDS Investment(IV).....Far Eastern Citysuper Ltd.	53
遠東百貨股份有限公司各分公司 Branch Stores of Far Eastern Department Stores Ltd.	54
遠東百貨股份有限公司.....零售集團 Far Eastern Department Stores Ltd. Retail Group	56
遠東百貨股份有限公司各分公司 地址 Address of Far Eastern Department Stores Ltd. Retail Group	58
遠東集團 The Far Eastern Group	60
集團名錄 Group Profile	63

Financial Highlights 營業績效

For the years ended December 31, 2007 and 2006 民國96年度及95年度
(Expressed in Thousands of New Taiwan Dollars and U.S. Dollars) (單位：新台幣仟元及美金仟元)

	2007 (US\$)	2007 (NT\$)	2006 (NT\$)	% Change
For the Year: 全年度				
Revenues 收入	632,585	20,514,719	18,549,359	10.60
Income before income tax 稅前利益	45,766	1,484,180	611,665	142.65
Net income 純益	49,558	1,607,152	586,152	174.19
Percentage of revenues from net income 佔營業收入百分比	-	7.8%	3.2%	-
Per share of common stock: 每股股票				
Net income 純益	0.045	1.470	0.540	172.22
Cash dividends 現金股利	0.040	1.300	0.500	160.00
Stock dividends 盈餘配股	0.015	0.500	0.000	-
Capitalization of capital surplus 資本公積配股	0.000	0.000	0.400	-
At year-end 年底				
Total assets 總資產	1,361,351	44,148,619	41,673,907	5.94
Stockholders' equity 股東權益	748,615	24,277,569	20,862,270	16.37
Property & equipment 財產及設備	660,731	21,427,513	21,981,188	(2.52)
Shares outstanding (thousands) 流通在外股數(仟股)	-	1,120,967	1,077,853	4.00
Number of employees 員工人數	-	1,430	1,408	1.56

Notes:

(A) U.S. dollar amounts in this annual report are calculated on a basis of NT\$32.43=US\$1.0 the approximate effective rate of exchange on December 31, 2007.

(B) Property & equipment included operating properties, rental properties and idle properties.

註：

1. 本年報美金金額計算基礎為96年12月31日的美金匯率NT\$32.43=US\$1.0

2. 財產及設備包括固定資產、出租資產及閒置資產。

Message to Shareholders

Preface

In 2007 though with soaring prices of international raw materials, strong growth momentum in the developing countries such as China and India continued to complement world economy growth and drive expansion of Taiwan's export trade. Therefore, Director-General of Budget, Accounting and Statistics, Executive Yuan forecasted GDP growth of 5.7%, higher than that of 2006.

Looking into 2008, while uncertainties prevail due to the impact of sublime storm in the States, inflation pressure caused by hiking oil and food prices, or political turmoil, etc., Taiwan's GDP is expected to maintain steady growth. With alleviating cross-strait relation, continuous upward export momentum, still growing private consumption, Director-General of Budget, Accounting and Statistics, Executive Yuan expects to register the targeted economic growth of 4.32%.

From the retail business perspective, even shadowed by price hike the recovering consumer finance and employment should benefit consumer market. Furthermore, the increase of minimum salary, stock and real estate market all would contribute to general wealth effect. Director-General of Budget, Accounting and Statistics, Executive Yuan foresees 2.92% growth in private consumption. In particular, the ROC Government plans to open "Mainland tourists into Taiwan" in July 2008, which should create revenues of NT\$70 billion, definitely a big plus for local department stores.

On the other hand, during recent years one of the most obvious changes in the retail industry is the M-type consumption formed by the M-type society which marked dramatic growth in the sales of boutique and high-end merchandise in the department stores.

In view of the above, though given the inevitable fierce competition, we feel quite optimistic about a prosperous market for the department stores this year.

Operations Report for 2007

During the year 2007, Far Eastern Department Stores (FEDS) recorded total sales revenues of NT\$20.515 billion, up 10.5% than that of the previous year. When combined with subsidiaries, consolidated revenues of the cross-strait Far Eastern Retail Group amounted to NT\$88.381 billion, up 11.3% year on year. Net income after tax was NT\$1.607 billion, a tremendous surge of 174%, and earnings per share at NT\$1.47. Total dividend payout for 2007 was NT\$1.8 per share, which included NT\$1.3 in cash and NT\$0.5 in stock dividends from capital surplus.

The Far Eastern Retail Group's 2007 performance is summarized as follows:

1. Far Eastern Department Stores Ltd.

To cope with more and more intense competitions, our Banchiao, Taoyuan, Hsinchu and Chiayi stores underwent major renovations to focus on more fashion and lady oriented merchandise mix. The overall store decoration with urban style now looks bright and transparent and is equipped with new VIP rooms to offer more complete customer service. After thorough renovations, FE21' and Mega Stores reopened with brand new looks providing customers a more exquisite, sophisticated, trendy and pleasant new shopping environment. Thus, these branch stores have made record growths in revenues. Taking FE21 MegA Hsinchu Store for example, it enjoyed a remarkable 30.2% growth in revenues as compared to the previous year.

The international exhibitions have long been FEDS' traditional, unique and well-received promotional events, which not only help elevate corporate image but allow consumers to better understand each nation's different cultures and products. The "Germany Styles" weeks held in September 2007 offered consumers diversified German products, increased numbers of customer visits and revenues, and further enhanced the differentiation and uniqueness of our merchandise.

To fortify quality management, FEDS continues to apply for ISO9001 certification to further promote "Beyond customer satisfaction" campaign. With the Company's support, FE21' Paoching store acquired this certification in December 2007 from TUV Rheinland Taiwan Ltd., which is an applause result to recognize the kind, comfortable and pleasant shopping environment cultivated by FEDS to provide customers with a satisfied shopping experience.

FEDS has implemented world-renowned ERP (Enterprise Resource Planning) finance and accounting management module of SAP to enhance efficiency and transparency of our accounting operations.

We have renovated each branch store's POS (point of sale) system to elevate service quality with more advanced equipments to improve corporate image, provide quicker information access and more diversified operation data.

FEDS has always been a good corporate citizen who cares about customers, colleagues as well as the community. Therefore, the Company has participated in various charity and benefit events. During the past year, we have sponsored 75 public service events including donations, charity sales, benefit performance, free clinic, animal care and disease prevention propaganda.



董事長 Chairman
徐旭東 Douglas Tong Hsu

2. Pacific SOGO Department Stores Co., Ltd.

2007 revenues were NT\$33.551 billion, up 14.4% than a year ago, net income after tax was NT\$1.918 billion, also up 31.9% than that of 2006.

With SOGO Fuxing (BR4) Store joining operations in 2007, we fully exploit the convenient location of Taipei Chung Hsiao commercial circle shopping golden triangle comprised of Chung Hsiao, Tun Hwa and Fuxing Stores. The three Stores complement one another have performed well to satisfy different segments of customers. Fuxing Store achieved its operational goal in the first year of operation and contributed much to the Company's overall revenue growth in 2007.

A series of celebrations for Pacific SOGO's 20th anniversary began with the donation of two rehab buses to Taipei Municipal Government. With strong support of all tenants and innovative sales and marketing strategy, 20th anniversary celebration revenues exceeded NT\$5.7 billion, up 14.8% year on year, another record high for the Company's anniversary sales.

We will make effective use of the spending information of Far Eastern Group Happy Go Card members to enhance customer service and satisfaction.

3. Far Eastern Geant Co., Ltd.

In order to strengthen and improve the fresh food department, we launched "Taiwan Festival" sales to revitalize sales space and increase customer visits. Also we enhanced professional training of 3C sales people to provide customers with higher quality service and increase revenues.

The FEG Happy Go Card and its membership database can be used with flexibility to develop potential customers for Far Eastern Geant and also enhance customer loyalty.

Prospects for 2008

1. Far Eastern Department Stores Ltd.

FEDS will continue to sponsor international exhibitions. "La Provence - Colors and Traditions" was held in April 2008.

Far Eastern Group officially launched GOHAPPY e-commerce service on June 15, 2007, integrating merchandise advantage of FEDS, Pacific SOGO and Far Eastern Geant to offer on-line customers a more convenient shopping channel, allow Happy Go Card members to experience a brand new, exquisite shopping mall, and provide

quality guarantee for brand-name merchandises. So far average daily web traffic reaches 70,000, membership of GOHAPPY website exceeds 700,000. Items on display are expected to surpass 150,000 pieces in 2008 and revenues are about to exceed NT\$200 million. Most cardholders feel happy, more convenient and safe to be able to trade their bonus points and purchase high-quality products same as department stores.

After Paoching Branch having received ISO9001 certification, FEDS plans to include FE21' MegA Tainan Chenkong and FE21' MegA Kaohsiung Stores to also make the application to continue "Beyond customer satisfaction" campaign so that FEDS becomes consumers' first shopping choice.

We will reevaluate our web renovations to accelerate each branch store's information exchange.

2. Pacific SOGO Department Stores Co., Ltd.

The 2008 operational goals shall return back to management, to focus on internal adjustment, human resource efficiency, reasonable cut on management and marketing costs, and the strengthening of inner communication to build up consensus.

SOGO Pacific Tienmu Store has completed its opening. We need to strictly control all expenses, revitalize and make best use of current manpower to plan merchandise mix and offer quality service cater to the needs of consumers in the neighboring Shihlin and Tienmu areas.

To lower vendors' burden and improve their profits, the Company intends to cut down promotions, shorten discount period allowing both parties to gain more revenues from the non-discount items.

Implement ERP system to elevate operating efficiency, reduce paper sheet process time, digitize office work, and make effective use of major customer's data to enhance cost effectiveness of advertisement fees and activities.

To rebuild good corporate image and welcome another peak, the Company will embrace the four themes of SOGO New Life: "Care" sharing, "Sustainable" home, "Quality" life and "Culture" innovation.

To protect consumers, Pacific SOGO will heighten all security measures of hardware facility to ensure safety and quality of food and merchandise so that consumers can eat and spend with confidence.

3. Far Eastern Geant Co., Ltd.

We will continue to strengthen the fresh food department and keep organizing the popular "Taiwan Festival" held last year to promote localized products. In the meantime, through "Great Master" plan, Far Eastern Geant will standardize the processing technique to improve production and taste of bread and delicatessen.

The Company will further enhance service training of 3C sales people, train seeded instructors for island-wide branch stores, visit more information/communication technology shows and exhibitions to absorb sales experience and provide customers with better service.

To join forces with membership cardholder sales campaigns, we aim to elevate Happy Go Cards' added value, enhance members' loyalty, and develop more potential customers to create higher revenues.

In summary, 2007 was a remarkable year for Far Eastern Department Stores in terms of both revenues and record high profit gain. For this result, we of course would like to express our gratitude to all colleagues for their joint efforts. We would also like to congratulate and appreciate continued support from our shareholders and consumers.

2007 also marked a historical milestone for FEDS. After four decades of glamors, FEDS is Taiwan's oldest department store. The Far Eastern Retail Group now operates with 42 stores across both sides of the Taiwan Strait comprising department stores, hypermarket, and shopping centers. It is not only Taiwan's only listed chain department stores company, but also the largest retail group in the Greater China area.

Reflecting back we are never satisfied with our achievements. Looking into the future, we are confident to welcome a better future. Most importantly, FEDS must rely on our colleagues' dedication, consumers' patronage as well as shareholders' full support to continue to grow stronger. When operating this world-class retail group, we urge our wonderful management team to be customer-oriented and continue to enhance customer satisfaction and create higher growth value for our shareholders.

Chairman
Douglas Tong Hsu



致股東報告書

一、前言

民國96年，雖然國際原物料價格高漲，但由於中國及印度等發展中國家的經濟成長氣勢仍然強勁，補充了世界經濟成長的動能，同時也帶動我國的出口貿易的擴張。因此，主計處公布之統計資料中，我國的GDP成長率仍有5.7%，高於民國95年。

展望民國97年，雖然美國次貸風暴的影響，或是石油及食品價格的高漲所引發的通膨壓力、或是政治紛擾...等諸多不確定因素仍未消除，但我國的經濟成長表現，仍應可在世界貿易穩定成長，兩岸政治氛圍逐漸緩和，我國出口動能持續加溫，及民間消費仍有成長的情況下，主計處預期GDP仍可維持穩健成長，經濟成長率預估可達4.32%之目標。

再從百貨零售業的角度來看，雖然物價上漲的陰影揮之不去，但隨著消費金融與就業情勢的持續好轉，仍有利於消費市場的復甦。而基本工資的調升、股市、房市的活絡對民眾帶來的財富效應...等等因素的綜合影響，主計處預估民間消費仍將有2.92%的成長，優於96年的2.61%。尤其是，政府將於今年7月開放“大陸居民來台觀光”，預估可創造700億元之商機，對百貨零售業而言，更是一大利多。

另一方面，近年內零售產業中最明顯的變化就是：M型社會所形成的M型消費。對百

貨公司之精品、高價商品的銷售而言，更是有顯著的成長。

因此，綜合以上諸觀點，雖然激烈競爭在所難免，但我們仍可樂觀以待今年百貨零售市場之景氣。

二、九十六年度營業報告

本公司九十六年度整體營運績效，在業績方面，全年度營業收入為205億1仟5佰萬元，較上年度成長10.6%。若加計子公司部分，遠百零售體系兩岸營業據點，合併總營收為883億8仟1佰萬元，較上年度成長11.3%。而在盈餘方面，本年度稅後淨利約16億7佰萬元，較上年度成長174%。每股稅後盈餘為1.47元，每股配發現金股息1.3元及股票股利0.5元。

以下即就遠百零售體系九十六年度營運成果分述於後。

(一)遠東百貨

(1)在同業競爭愈趨激烈的狀況下，板橋、桃園、新竹、嘉義分公司皆進行了近年來最大規模的改裝。在商品結構上以提高流行性、女性化的商品為主。而在整體裝潢上則採用明亮、透感、都會時尚、奢華的風格。其中各店新設的VIP室則讓“顧客服務”在硬體設施上更加完備。改裝後，不但以全新的面貌出發，更提供消費者

一個精緻、細膩、時尚、流行、愉快的購物新環境，同時也讓分公司業績邁向全新里程碑！以新竹分公司而言，業績與前年比即有30.2%之顯著成長。

- (2)本公司歷年所舉辦的國際商品展，不但是遠百的優良傳統與行銷特色，也深獲消費者的喜愛，同時更提升了本公司在商品國際化的形象，並讓消費者更加瞭解各國的風物及精緻商品。而於9月舉辦“德逸生活展”，不但提供消費者多元化的德國商品，亦同時增加了來店客數與業績，並與市場同業作明確的商品差異化與獨特性。
- (3)推動申請ISO9001之標準認證，以強化品質管理，並以此實際行動持續推行“超越顧客滿意度活動”。本公司首先輔導寶慶分公司申請認證，並於12月順利取得由台灣德國萊茵公司(TUV Rheinland Taiwan Ltd.) 認證合格之百貨商場服務證書；對於本公司塑造並維持一個親切、舒適、愉快的購物環境，以提供讓顧客滿意的購物經驗，實施成果令人讚賞。
- (4)導入SAP企業整合性系統(ERP)財會管理模組, 引進此國際性整合軟體將使本公司會計運作更快速更透明。
- (5)全省各分公司收銀系統全面更新完成,使收銀更快速以提升服務品質,設備更新穎以提高公司形象,資訊更快速,功能更提升以提供更多元的營業資訊。

- (6)本諸“取之社會，用之社會”的企業責任。我們不只關心遠百的顧客與同仁，同時也關懷我們所服務的社區。因此，我們積極參與社區的各種慈善與公益活動，全省各分公司一年中共舉辦過捐款捐贈、義賣募款、明星義演、健康義診、愛護動物、防治宣導等七類公益活動共75檔次，深獲政府與各界的好評。

(二)太平洋崇光百貨

- (1)96年度營業收入為335億5千1百餘萬元，比95年成長14.4%。稅後純益為19億1仟8百餘萬元，較95年度成長31.9%。
- (2)96年度在復興店(BR4)加入營運下，充分發揮台北忠孝商圈購物金三角的功能，忠孝、敦化、復興三個店在相互競爭、區隔與互補的環境下，滿足了不同的客層和服務的對象。復興店不但在營運第一年即順利達成營業目標，本公司96年度整體營業收入亦得以大幅成長。
- (3)本公司20週年慶一系列慶祝活動於96年6月16日捐贈台北市政府2部復康巴士時正式展開，在全體專櫃廠商強力支援以及行銷策略靈活創新的運用下，使得本公司20週年慶之營業收入超越57億元，較95年度成長14.8%，又創週年慶營業績效之巔峰。
- (4)充分運用HAPPY GO快樂集點卡資訊，鎖定目標客層，以分眾行銷方式加強顧客服務，提升顧客滿意度。

(三)愛買吉安量販店

- (1)加強改善生鮮部門，推出“瘋台灣”農產品特賣會，讓賣場更活潑，以增加來店客數，同時也加強3C銷售人員的專業訓練，提供客戶更高品質的服務，以提升業績。
- (2)靈活運用快樂購集點卡及會員的資料庫，對愛買開發潛在顧客，有相當大的幫助，同時也提升愛買顧客的忠誠度。

三、九十七年度營業計畫概要

(一)遠東百貨

- (1)持續推動本公司最具特色的行銷活動“國際商品展”，並於4月舉辦“看見普羅旺斯-法國商品展”。
- (2)遠東集團於96年6月15日正式推出GOHAPPY線上快樂購購物網站，整合遠東百貨、太平洋SOGO百貨與愛買量販店之商品優勢，於網路提供更便利的購物管道，提供快樂購卡友體驗全新、精緻的購物商城，對於品牌商品更有品質與進口代理商保障。開站至今每天網站平均流量達7萬人次，網站會員數超過70萬人，2008年預估上架商品數目標將超過15萬件，業績將要超過二億元。卡友普遍認為可以在GOHAPPY以快樂購卡點數折抵消費，同時亦能買到與百貨公司一樣高品質的商品，可讓卡友更覺便利與安心！

(3)繼寶慶分公司獲得ISO9001認證合格之百貨商場服務證書後，本公司今年將把台南成功分公司與高雄分公司納入認證範圍，以持續推行“超越顧客滿意度活動”，並以本公司能成為消費者消費購物時的首選品牌。

(4)重新評估本公司的網路更新作業，期使全省各分公司之資訊交換能更迅速快捷。

(二)太平洋崇光百貨

(1)97年營運重點目標將回歸到管理的原點，注意內部體質調整，注重人力效率，合理有效降低管銷費用，加強內部溝通以增強共識。

(2)完成天母店之開店計劃，嚴格控制各項費用，活用現有人力以精簡人力資源，商品的規劃及優質的服務須貼近士林天母地區消費者的需求。

(3)不作買千送百活動讓廠商利潤更好、減少贈品活動降低廠商負擔、縮短折扣期促使廠商正品期業績及利潤雙雙提升，公司與廠商共創雙贏。

(4)導入ERP提升各項作業效率，減少報表處理時間、提升辦公室的e化、有效利用主顧客之資料提升廣告費與活動之成本效益。

(5)為再造良好社會形象，本公司將以【關懷分享】、【永續家園】、【優質生活】、【文化創新】，作為97年SOGO NEW LIFE的四個主題，期待SOGO走向另外一個巔峰。

(6)為保障消費者權益，本公司將提高硬體設備及各項安全措施之標準，以確保食品的安全性及商品的品質，讓消費者吃的安心，用的安心。

(三)愛買吉安量販店

(1)持續強化生鮮部門，延續去年瘋台灣系列行銷活動，加強在地化產品推廣。同時藉由推行大師傅制度，將加工技術標準化，以改善麵包、熟食之製作，提供優質好美味。

(2)加強3C商品人員的服務訓練，訓練種子教官，擴展至全省。並積極參與資訊展參展，吸收銷售經驗，以提供客戶更高品質的服務。

(3)配合卡友會等行銷活動，提升快樂購集點卡之附加價值，也同時提升會員忠誠度，進而開發更多潛在的顧客，創造更高的業績。

總結以上的營業報告，過去的一年對遠百而言，應可說是非常精彩的一年。不論是業績或利益皆創下10年來的新高！這當然是同仁們努力的成果，也應該是獲得股東們廣泛的支持與消費者的認同所呈現出來的結果。在此特別恭賀大家，也謝謝大家。

而去年也是遠百創立40週年的歷史一刻。風光走過40年，遠百已是台灣百貨業中，經營時間最長久的公司，旗下零售版圖含括百貨、量販、購物中心等三大業態，橫跨兩岸共有42間店，是國內唯一上市的連鎖百貨公司，亦是兩岸最大的百貨零售集團。

回顧過去我們不會因此而滿足；展望未來，我們則有信心一定會更好！而最重要的是，遠百要成長、要茁壯，則一定需要每位同仁的努力，與消費者的愛顧，更需要各位股東的全力支持。深切期待遠百優異的經營團隊能在兩岸中，秉持著“以消費者的心願而經營”的創業精神，繼續為顧客創造滿意度最高百貨零售集團，也為股東創造最高的成長價值。

謹此 敬祝 各位股東

身體健康 萬事如意

董事長

徐旭東

President's Remarks

Reflecting on the 2007 overall operations of Taiwan's retail and department store business, most of the industry showed recession as it was inevitably under severe impact of sublime storm in the States during third quarter causing global stock crash, coupled with inflation instigated by substantial growth of the emerging countries resulting hiking raw material prices. However, thanks to successful yearend anniversary sales, revenues of the Island's department stores managed to grow up to NT\$220 billion.

On the other hand, 2007 was also a colorful and remarkable year for Far Eastern Department Stores, which not only marked FEDS' 40th founding anniversary, but also record high revenues as well as profit during the past decade.

Under this seemingly all growing environment for local department stores last year, when deducted factors such as new store opening, only FEDS stood out among the three major chain department stores with the most extraordinary performance. In 2007, revenue-wise FEDS registered 10.6% growth year on year. If combined with subsidiaries, consolidated revenues grew 11.3% than the previous year. In particular, we achieved a tremendous 174% surge in profit, which should of course be attributed to the joint efforts of our colleagues, wide support from our consumers and stockholders. We would like to thank all of you for that.

We analyze and summarize our various growth factors as follows:

1. During recent years the Company has been motivated to restructure our operational goals to pursue both revenues and profits.
2. We have been continuously readjusting our merchandise mix and working hard to introduce into local market attractive new brands with potential.
3. Management-wise we need to implement strict cost control, also enhance software and hardware in terms of service.

Thus, we have greatly improved our competitiveness. The Company's 2008 performance also illustrates execution result of this whole strategy. For example, revenues of first quarter this year increased a remarkable 10.77% as compared to the same period of last year.

In order to cultivate and further explore Taiwan's market, FEDS is currently undergoing several new development plans in Taichung, Hualien and Taipei Hsinyi A13 Project so as to cope with the changing market. We hope to be able to open these new stores in the coming two to three years to further strengthen our competitive edge and expand market share. FEDS will also continue to adjust its financial structure, to "revitalize assets", and therefore create the highest value.

Reflecting on 2007 and looking into 2008, we firmly believe that there remains considerable growth potential for the consumer market of

Taiwan given the great news of opening direct traffic between both sides of the Taiwan Straits and Mainland tourists into Taiwan. Under the leadership of Chairman Douglas Tong Hsu, all colleagues of FEDS are committed to operating with consumer-oriented mindset to bring higher shopping delight, register revenue growth, and exert ourselves to create the highest gain for our stockholders. We are confident to welcome a better 2008.

Thank you for your continued support and wish you all the best of luck.

President



總經理 President
徐雪芳 Nancy Hsu

總經理的話

回顧2007年台灣百貨零售業的總體經營，雖然在第3季曾受到美國次級房貸風暴引發的全球性股市重挫，以及新興國家經濟大幅成長所引起的原物料價格狂漲而引爆的通膨影響，各家業者紛紛傳出業績衰退之訊息。但在年終歲尾的週年慶拼業績的努力下，台灣全體百貨業的市場還是有所成長，而達到2,200億元之規模。

另一方面，2007年對遠東百貨而言，也可說是非常精彩的一年。不但是遠百創立40週年的歷史一刻，也是業績或利益都創下近10年來新高的一頁！

以去年台灣百貨業看似齊頭式成長的環境而言，若扣除新店開幕等因素，前三大大型連鎖百貨公司中，以實質成長率而言，唯有遠東百貨的業績表現最為優異。全年度的營業收入較前年度成長10.6%。若加計子公司部分，遠百零售體系兩岸的營業據點，合併總營收則較前年度成長了11.3%。而在盈餘方面，遠東百貨的成長率更是高達174%。這當然是同仁們努力的成果，也應該是獲得消費者及股東們廣泛的支持所呈現出來的結果。在此特別感謝大家！

我們分析成長的主要原因是：

- 1.近年來本公司積極調整經營方向，既要追求營業額也要追求獲利，以兩者並重為目標。
- 2.在商品結構上不斷的汰舊換新，持續努力地引進有潛力的新品牌。

3.而在管理面上也是嚴格控制費用支出，並在服務面的軟硬體上同時加強。

因此，大幅提昇了我們的競爭力。而這整個策略的執行成果也已延續至2008年的業績表現上：比如說，第一季的營收與去年同期比，成長了10.77個百分點，應可說是表現亮麗。

而為深耕台灣市場，本公司目前正緊鑼密鼓的籌劃台中、花蓮及台北信義A13等新的開發案，以因應多變的市場，並希望在2至3年內能陸續開幕，以增強我們的競爭力及擴大市場佔有率。而未來遠百也將持續調整財務結構，“活化資產”，以創造最高的價值。

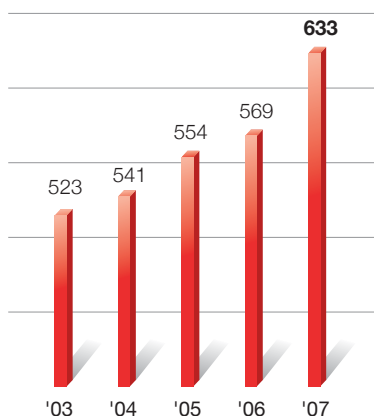
回顧去年，展望今年，我們認為，台灣的消費市場仍有相當之發展潛力，而且開放兩岸直航及陸客來台觀光更是兩大利多，因此本公司全體同仁在董事長的領導下，仍將秉持“以消費者的心願來經營”的理念，努力不懈。不但要為消費者創造更高的“購物樂趣”，更要全力續創業績高峰，為股東創造最高的“利益”，我們有信心，今年一定會更好！

謝謝各位！ 也敬祝各位 健康如意！

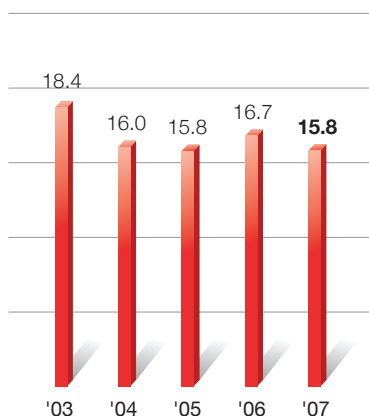
總經理 徐雪芳



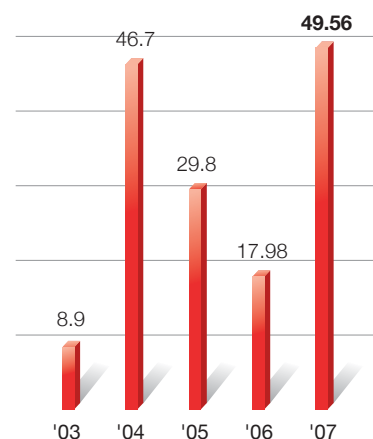
Revenues From Operation
(In Million US\$)
營業收入
(百萬美元)



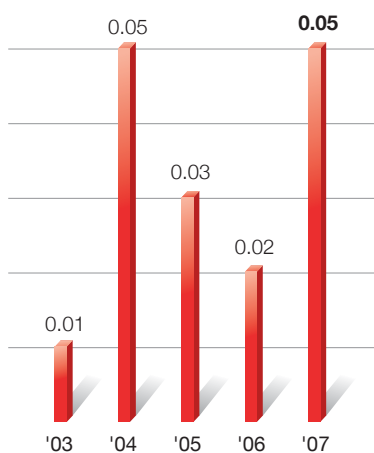
Depreciation & Amortization
(In Million US\$)
折舊及攤銷
(百萬美元)



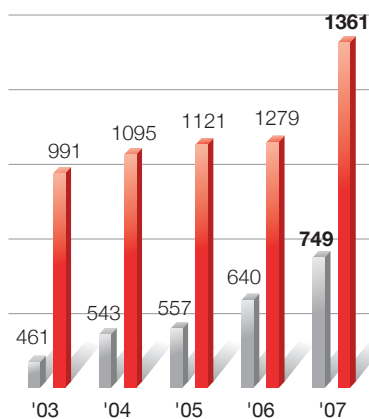
Net Income
(In Million US\$)
淨利
(百萬美元)



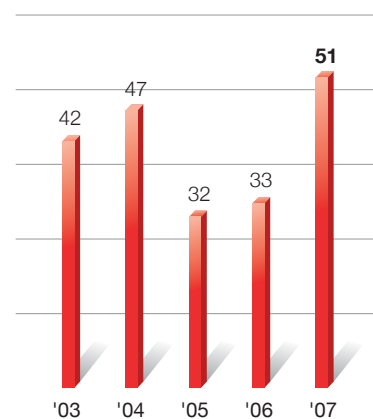
Net Income per Share
(US\$)
每股純益
(美元)



Stockholds' Equity & Total Assets
(In Million US\$)
股東權益 & 總資產
(百萬美元)



Capital Expenditures
(In Million US\$)
資本支出
(百萬美元)



■ Stockholds' Equity 股東權益
■ Total Assets 總資產

趨勢新櫃 Fashion Wardrobe

風采光芒 · 閃耀趨勢

牽動耀眼潮流，創造風格時代。休閒、華麗、浪漫、時尚、甜美、復古，哪一種風格最能讓您成為眾所矚目的焦點？踩著流行步伐，遠東百貨讓您隨時掌握流行資訊，散發無限前衛魅力！


Dazzling Spotlight | Shining Trend

Trigger glamorous trend, create vogue of the time. Be it leisure, splendor, romance, fashion, sweetness, reminiscence, which style can make you the center of spotlight? The Fashion Wardrobe of Far Eastern Department Stores is glad to help you master at anytime trendy information and release unlimited avant-guard charms.





趨勢新櫃 Fashion Wardrobe





優質家居 Excellent Furnish Living


專屬殿堂 · 舒適優質

打造自我空間，開啟心靈修養。在紛擾喧鬧的工作之後，疲憊的身心還能有什麼樣的期待？唯有一個完美私房世界，能成為解放的天堂。遠東百貨讓您掌握創造的權力，擁有獨樹一幟的個人疆域！


Exclusive Palace i Comfortable Lifestyle

Build up personal space, inspire spiritual growth. After turbulent busy work, what remains for weary heart and mind to expect? Only a perfect private world can become one's paradise for relief. Far Eastern Department Stores endow you with creative power to own unique terrain.





優質家居 Excellent Furnish Living



bodum[®]



ITALY
ALESSI
1921



 **htc**



 **HITACHI**



珍饈百味 Amazing Delicious


品嚐幸福 · 風味絕代

領略飽足風味，豐富完美幸福。美食饗宴不只是供給營養所需，還必須滿足挑剔的味蕾與空虛飢渴的胃腸，讓「豐盛」名副其實的充盈著身心。遠東百貨讓您提升吃的領域，完美滿足！

Blissful Taste i Exquisite Flavor

Appreciate satisfaction and rich happiness. Gourmet feast not only provides needed nutrition, but also pleases delicate palate and empty stomach. Let "abundance" fill both your body and mind. Food Courts and Theme Restaurants within Far Eastern Department Stores elevate the taste of food to perfection and total satisfaction.





書卷食寔

Knowledge & Food Banquet

滋潤書香 · 氣質非凡

成就靈秀內涵，散發幽雅氣質。心靈的富足無遠弗屆，書籍的滋養卻是必須的灌溉，美食的共襄盛舉更是將這個無限領域再次擢升！遠東百貨公司讓您的五感及最重要的心，完全富足而溢滿！

Nurishing Learning : Outstanding Elegance

Develop intelligent inner beauty and transpire elegant temperament. Mind's richness is unlimited which requires the nourishing of books and knowledge. The joining of gourmet food further elevates this boundless terrain. Far Eastern Department Stores enriches your five senses and most importantly your heart to be filled with plentiful happiness.





活動集錦 Colorful Activities



1 「法國展-看見普羅旺斯」La Provence - Colors & Tradition 活動，由徐董事長致詞，為活動揭開序幕。

1 Chairman Douglas Hsu addresses the opening of "La Provence—Colors & Tradition".

2 由徐董事長、徐總經理與貴賓們共同為開幕剪綵。

2 Chairman Douglas Hsu, President Nancy Hsu and honorable guests jointly cut the ribbon for opening.

3 徐董事長與外交部長黃智芳先生共同向顧客推薦美味的法國進口商品。

3 ROC Foreign Minister James Huang and Chairman Hsu promote delicious French imported products.

4 10月24日遠東飯店所舉辦的「感謝有您飛向未來40週年廠商聯誼晚會」，特邀孫翠鳳小姐擔任遠東文化親善大使，共同揭開序幕。

4 Far Eastern Friendship Ambassador Ms. Sun Tsui-Feng, famous Taiwanese opera singer, jointly inaugurates "Venors' Party Celebrating FEDS' 40th Anniversary" held at Far Eastern Plaza Hotel on October 24, 2007.



5 由徐董事長與徐總經理為遠百的無限成長及週年慶業績長紅誓師。

5 Chairman Douglas Hsu and President Nancy Hsu pledge for FEDS' infinite growth and successful anniversary sales.

6 由徐董事長及徐總經理率領各單位副總上台向廠商致謝。

6 Chairman Douglas Hsu, President Nancy Hsu and management team express thanks to vendors.

7 徐董事長頒獎予年度營業額第一名，資生堂--李國祥董事長。

7 Chairman Douglas Hsu awards to Shisedo Chairman Kuo-Shiang Lee who tops annual sales revenue in Far Eastern Department Stores.

8 徐董事長頒獎予年度營業額前五名廠商代表。

8 Chairman Douglas Hsu presents awards to the top five vendors with highest sales revenues.

活動集錦 Colorful Activities



1 2 本公司致力於公益不遺餘力，於仲夏所舉辦的I love school寶貝入學活動，徐總經理出席記者會呼籲大家共襄盛舉。

1 2 As a good corporate citizen, FEDS President Nancy Hsu presides over press conference for "I Love School" charity donation of stationeries.

3 孫翠鳳小姐擔任I Love School寶貝入學愛心大集合"活動代言人，一起為貧困小朋友入學盡一份心力。

3 Taiwanese opera diva Ms. Sun tsui-fong as spokesperson for Far Eastern Retail Group's "I Love School" charity event to raise stationery for social vulnerable school children.



4 高雄分公司所舉辦的慈濟骨髓捐贈檢測活動，讓施比受更有福。

4 FE21' MegA Kaohsiung Store sponsors Tzu Chi Foundation's bone marrow donor tests

5 台南分公司舉辦王力宏改版簽唱會，吸引無數歌迷前往。

5 Singer Lee-Hom Wang holds autograph session of new CD release and meets with innumerable fans at FE21' MegA Tainan Store.

6 板橋分公司舉辦"西瓜哥哥見面會"吸引無數小朋友同樂。

6 YoYo TV Children's Show host Daniel Lee meets with kids at FE21' Pancho Store.

7 台南分公司所舉辦的楊丞琳新歌簽唱會，歌迷簇擁。

7 Fans gather at FE21' MegA Tainan Store for singer Rainie Yang's new CD release autograph session.

活動集錦 Colorful Activities



8 桃園分公司舉辦的麥當勞叔叔秀，吸引無數大朋友小朋友同歡。

8 The Ronald McDonald show at FE21' Taoyuan Store attracts many friends to join.

9 週年慶人潮簇擁，眾多顧客於開門前排隊搶購優惠商品。

9 A glimpse of the crowded anniversary sale where customers line up to purchase on-sale items.

10 週年慶一樓化妝品櫃推出眾多優惠商品供顧客搶購。

10 Promotions of the cosmetics counters on the first floor during anniversary sales.

11 寶慶分公司與農委會合辦“台灣新農業”推廣活動。

11 FE21' Paoching Store and Council of Agriculture, Executive Yuan, jointly sponsor "Taiwan New Agriculture" promotional events.



遠東百貨股份有限公司
Far Eastern Department Stores Ltd.

民國九十六年及九十五年
財務報表及查核報告書

Financial Statements For the years Ended December 31, 2007 and 2006
Together with Independent Auditors' Report

CONSOLIDATED BALANCE SHEETS 合併資產負債表

DECEMBER 31, 2007 AND 2006 民國九十六年及九十五年十二月三十一日

(In Thousands, Except Par Value) (單位：新台幣仟元，惟每股面額為元)

		2007			2006		
		九十六年十二月三十一日			九十五年十二月三十一日		
ASSETS	資產	New Taiwan Dollars 新台幣	U.S. Dollars 美金	%	New Taiwan Dollars 新台幣	U.S. Dollars 美金	%
CURRENT ASSETS 流動資產							
Cash and cash equivalents	現金及約當現金	\$ 12,746,191	\$ 393,037	15	\$ 10,444,283	\$ 322,056	13
Financial assets at fair value through profit or loss	公平價值變動列入損益之金融資產	462,876	14,273	1	1,654,661	51,022	2
Available-for-sale financial assets - current	備供出售金融資產－流動	438,620	13,525	1	654,463	20,181	1
Notes and accounts receivable, net of allowance for doubtful accounts of NT\$221,369 thousand (US\$6,826 thousand) in 2006 and NT\$224,241 thousand (US\$6,879 thousand) in 2006	應收票據及帳款－減備抵呆帳九十六年221,369千元及九十五年224,241千元後之淨額	1,116,433	34,426	1	1,451,578	44,760	2
Other receivables	其他應收款	333,401	10,281	-	573,708	17,691	1
Inventories, net	存貨－淨額	2,081,008	64,169	3	2,119,491	65,356	3
Prepayments	預付款項	766,821	23,645	1	958,738	29,563	1
Deferred tax assets	遞延所得稅資產	241,077	7,434	-	205,955	6,351	-
Pledged time deposits	質押定存單	13,092	404	-	10,932	337	-
Refundable deposits - current	存出保證金－流動	-	-	-	293,975	9,065	-
Other current assets	其他流動資產	97,666	3,012	-	101,081	3,117	-
Total current assets	流動資產合計	<u>18,297,185</u>	<u>564,206</u>	<u>22</u>	<u>18,468,865</u>	<u>569,499</u>	<u>23</u>
LONG-TERM INVESTMENTS 長期投資							
Investments accounted for by the equity method	採權益法之長期股權投資	6,283,912	193,768	8	5,881,869	181,371	7
Real estate, net	不動產投資－淨額	93,600	2,886	-	93,600	2,886	-
Available-for-sale financial assets - noncurrent	備供出售金融資產－非流動	6,986,502	215,433	8	4,624,164	142,589	6
Financial assets carried at cost	以成本衡量之金融資產	889,288	27,422	1	846,322	26,097	1
Total long-term investments	長期股權投資合計	<u>14,253,302</u>	<u>439,509</u>	<u>17</u>	<u>11,445,955</u>	<u>352,943</u>	<u>14</u>
PROPERTY 固定資產							
Cost	成本						
Land	土地	6,590,291	203,216	8	6,844,331	211,049	9
Buildings and equipment	房屋及設備	17,818,773	549,453	21	17,483,651	539,120	21
Furniture and equipment	器具及設備	6,261,533	193,078	8	6,255,607	192,896	8
Leasehold improvements	租賃改良	3,413,438	105,256	4	3,552,086	109,531	4
Total cost	成本合計	34,084,035	1,051,003	41	34,135,675	1,052,596	42
Revaluation increment	重估增值	1,193,498	36,802	1	1,194,771	36,841	1
Cost and appreciation	成本及重估增值	35,277,533	1,087,805	42	35,330,446	1,089,437	43
Less: Accumulated depreciation	減：累積折舊	10,812,573	333,412	13	9,609,311	296,309	12
		24,464,960	754,393	29	25,721,135	793,128	31
Construction in progress	未完工程	5,500,893	169,624	7	5,031,541	155,151	6
Leasehold rights, net	租賃權益－淨額	8,392,695	258,794	10	8,654,693	266,873	11
Properties leased to others, net	出租資產－淨額	1,028,045	31,700	1	1,043,994	32,192	1
Net properties	固定資產淨額	<u>39,386,593</u>	<u>1,214,511</u>	<u>47</u>	<u>40,451,363</u>	<u>1,247,344</u>	<u>49</u>
INTANGIBLE ASSETS 無形資產							
Deferred pension costs	遞延退休金成本	48,455	1,494	-	43,713	1,348	-
OTHER ASSETS 其他資產							
Refundable deposits - noncurrent	存出保證金－非流動	1,359,390	41,918	2	1,316,934	40,609	2
Idle assets, net	閒置資產－淨額	387,636	11,953	1	459,085	14,156	1
Long-term prepayments	長期預付款	3,720,206	114,715	5	3,224,265	99,422	4
Prepaid pension cost	預付退休金	143,314	4,419	-	111,098	3,426	-
Deferred tax assets	遞延所得稅資產	230,733	7,115	-	329,738	10,168	-
Consolidated debits	合併借項	5,365,259	165,441	6	5,365,259	165,441	6
Pledged assets	受限制資產	30,526	941	-	210,498	6,491	-
Miscellaneous	其他資產－其他	269,814	8,320	-	554,205	17,089	1
Total other assets	其他資產合計	<u>11,506,878</u>	<u>354,822</u>	<u>14</u>	<u>11,571,082</u>	<u>356,802</u>	<u>14</u>
TOTAL	資產總計	<u>\$ 83,492,413</u>	<u>\$ 2,574,542</u>	<u>100</u>	<u>\$ 81,980,978</u>	<u>\$ 2,527,936</u>	<u>100</u>

(接次頁)

(Continued)

CONSOLIDATED BALANCE SHEETS 合併資產負債表

DECEMBER 31, 2007 AND 2006 民國九十六年及九十五年十二月三十一日

(In Thousands, Except Par Value) (單位：新台幣千元，惟每股面額為元)

LIABILITIES AND STOCKHOLDERS' EQUITY 負債及股東權益		2007 九十六年十二月三十一日			2006 九十五年十二月三十一日		
		New Taiwan Dollars	U.S. Dollars	%	New Taiwan Dollars	U.S. Dollars	%
		新台幣	美金		新台幣	美金	
CURRENT LIABILITIES 流動負債							
Short-term debts 銀行短期借款		\$ 4,935,939	\$ 152,203	6	\$ 4,623,000	\$ 142,553	6
Short-term notes and bills payable 應付短期票券		3,608,945	111,284	4	4,737,582	146,086	6
Notes and accounts payable 應付票據及帳款		15,926,022	491,089	19	15,544,141	479,314	19
Income tax payable 應付所得稅		690,619	21,296	1	522,781	16,120	1
Accrued expenses 應付費用		1,664,292	51,320	2	1,791,815	55,252	2
Other payables 其他應付款		2,263,863	69,808	3	2,093,267	64,547	3
Balance payable - property 應付工程設備款		134,498	4,147	-	1,001,610	30,885	1
Advanced receipts 預收款項		3,970,697	122,439	5	3,655,668	112,725	4
Current portion of bonds issued 一年內到期之應付公司債		1,200,000	37,003	1	2,000,000	61,671	2
Current portion of long-term borrowings 一年內到期之長期借款		2,477,133	76,384	3	1,805,609	55,677	2
Current portion of franchise liability 一年內到期之應付權利金負債		298,588	9,207	-	302,694	9,334	-
Other current liabilities 其他流動負債		812,941	25,067	1	677,657	20,896	1
Total current liabilities 流動負債合計		37,983,537	1,171,247	45	38,755,824	1,195,060	47
LONG-TERM LIABILITIES, NET OF CURRENT PORTION 長期負債							
Bonds issued 應付公司債		500,000	15,418	1	1,700,000	52,421	2
Long-term borrowings 長期借款		13,634,871	420,440	16	13,346,147	411,537	16
Franchise liability 應付權利金負債		-	-	-	298,588	9,207	1
Total long-term liabilities 長期負債合計		14,134,871	435,858	17	15,344,735	473,165	19
RESERVE 各項準備							
Reserve for land revaluation increment tax 土地增值稅準備		575,490	17,746	1	575,490	17,746	1
OTHER LIABILITIES 其他負債							
Accrued pension costs 應計退休金負債		276,287	8,519	1	260,559	8,034	-
Deposits received 存入保證金		169,163	5,216	-	177,713	5,480	-
Miscellaneous 其他負債 - 其他		32,608	1,005	-	32,643	1,007	-
Total other liabilities 其他負債合計		478,058	14,740	1	470,915	14,521	-
Total liabilities 負債合計		53,171,956	1,639,591	64	55,146,964	1,700,492	67
STOCKHOLDERS' EQUITY 母公司股東權益							
Capital stock, NT\$10.00 par value 股本							
Authorized - 1,350,000 thousand shares 普通股 - 每股面額10元，額定1,350,000仟股，發行九十六年1,120,967仟股及九十五年1,077,853仟股		11,209,670	345,657	14	10,778,529	332,363	13
Capital surplus: 資本公積							
Additional paid-in capital Share 股票發行溢價		2,175,718	67,090	3	2,606,859	80,384	3
Issuance in Excess of Par 庫藏股票交易		312,682	9,642	-	267,469	8,248	-
Treasury stock transactions 長期投資		323,895	9,987	-	345,117	10,642	1
Long-term investments 資本公積合計		2,812,295	86,719	3	3,219,445	99,274	4
Total capital surplus 保留盈餘							
Retained earnings: 法定盈餘公積		1,335,926	41,194	2	1,277,311	39,387	1
Legal reserve 特別盈餘公積		2,156,588	66,500	2	2,159,977	66,604	3
Special reserve 未分配盈餘		1,607,152	49,558	2	634,461	19,564	1
Unappropriated earnings 保留盈餘合計		5,099,666	157,252	6	4,071,749	125,555	5
Total retained earnings 股東權益其他項目							
Other equity adjustments 累積換算調整數		(16,162)	(498)	-	(19,354)	(597)	-
Cumulative translation adjustments 未認為退休金成本之淨損失		(12,351)	(381)	-	(11,660)	(359)	-
Net losses not recognized as pension costs 金融商品未實現(損)益		4,465,999	137,712	5	2,121,567	65,419	3
Unrealized valuation gains (losses) on financial instruments 未實現重估增值		883,944	27,257	1	883,944	27,257	1
Unrealized asset revaluation increment 股東權益其他項目合計		5,321,430	164,090	6	2,974,497	91,720	4
Total other equity adjustments 庫藏股票 - 九十六年30,414仟股及九十五年33,830仟股		(165,492)	(5,103)	-	(181,950)	(5,610)	-
Treasury stock - 30,414 thousand shares in 2007 and 33,830 thousand shares in 2006 母公司股東權益合計		24,277,569	748,615	29	20,862,270	643,302	26
Total stockholders' equity 少數股權		6,042,888	186,336	7	5,971,744	184,142	7
Minority interest 股東權益合計		30,320,457	934,951	36	26,834,014	827,444	33
Total stockholders' equity 負債及股東權益合計		\$ 83,492,413	\$ 2,574,542	100	\$ 81,980,978	2,527,936	100

(Concluded)

CONSOLIDATED STATEMENTS OF INCOME 合併損益表

YEARS ENDED DECEMBER 31, 2007 AND 2006 民國九十六年及九十五年一月一日至十二月三十一日
(In Thousands, Except Per Share Amounts) (單位：新台幣仟元，惟每股盈餘為元)

		2007			2006		
		九十六年度			九十五年度		
		New Taiwan Dollars	U.S. Dollars	%	New Taiwan Dollars	U.S. Dollars	%
		新台幣	美金	%	新台幣	美金	%
REVENUES	營業收入						
Sales	銷貨收入	\$ 86,504,688	\$ 2,667,428	98	\$ 77,699,994	\$ 2,395,930	98
Other operating revenues	其他營業收入	1,876,619	57,867	2	1,719,033	53,007	2
Total revenues	營業收入合計	88,381,307	2,725,295	100	79,419,027	2,448,937	100
COSTS	營業成本						
Cost of goods sold	銷貨成本	68,678,872	2,117,157	78	62,379,871	1,923,524	78
Other operating costs	其他營業成本	98,996	3,053	-	100,153	3,088	-
Total costs	營業成本合計	68,777,868	2,120,810	78	62,480,024	1,926,612	78
GROSS PROFIT	營業毛利	19,603,439	604,485	22	16,939,003	522,325	22
OPERATING EXPENSES	營業費用						
Selling	推銷費用	8,325,961	256,737	9	7,492,358	231,032	10
General and administrative	管理及總務費用	7,817,968	241,072	9	6,683,507	206,090	8
Total operating expenses	營業費用合計	16,143,929	497,809	18	14,175,865	437,122	18
OPERATING INCOME	營業利益	3,459,510	106,676	4	2,763,138	85,203	4
NONOPERATING INCOME AND GAINS	營業外收入及利益						
Equity in earnings of equity-method investees, net	採權益法認列之投資淨益	474,924	14,645	1	287,601	8,868	1
Gains on disposal of fixed assets	處分固定資產利益	381,790	11,773	1	-	-	-
Interest income	利息收入	258,296	7,965	-	180,225	5,557	-
Gains on disposal of investments, net	處分投資淨益	235,049	7,248	-	115,871	3,573	-
Dividend income	股利收入	229,836	7,087	-	200,130	6,171	-
Valuation gain on financial instruments, net	金融資產評價利益	-	-	-	60,534	1,857	-
Gains on write-off of accounts payable	沖銷逾期應付款利益	-	-	-	1,271	39	-
Other income	什項收入	372,308	11,480	-	291,256	8,982	-
Total nonoperating income and gains	營業外收入及利益合計	1,952,203	60,198	2	1,136,888	35,057	1
NONOPERATING EXPENSES AND LOSSES	營業外費用及損失						
Interest expenses	利息費用	715,710	22,069	1	787,133	24,272	1
Loss on physical inventory	存貨盤虧	49,454	1,525	-	49,022	1,512	-
Loss on unrealized physical inventory and slow-moving inventories	存貨未實現盤點及呆滯損失	30,585	943	-	14,281	440	-
Loss on disposal of property and idle assets	處分及報廢固定及閒置資產損失	30,456	939	-	106,908	3,296	-
Valuation loss on financial instruments, net	金融資產評價損失	22,688	700	-	-	-	-
Impairment loss on financial assets carried at cost	以成本衡量之金融資產減損損失	-	-	-	46,886	1,446	-

(接次頁)

(Continued)

CONSOLIDATED STATEMENTS OF INCOME 合併損益表

YEARS ENDED DECEMBER 31, 2007 AND 2006 民國九十六年及九十五年一月一日至十二月三十一日

(In Thousands, Except Per Share Amounts) (單位：新台幣仟元，惟每股盈餘為元)

		2007 九十六年度			2006 九十五年度		
		New Taiwan Dollars	U.S. Dollars	%	New Taiwan Dollars	U.S. Dollars	%
		新台幣	美金		新台幣	美金	
Other expenses	什項支出	170,228	5,249	-	712,313	21,965	1
Total nonoperating expenses and losses	營業外費用及損失合計	1,019,121	31,425	1	1,716,543	52,931	2
INCOME BEFORE INCOME TAX	稅前利益	4,392,592	135,449	5	2,183,483	67,329	3
INCOME TAX	所得稅費用	1,161,416	35,813	1	847,572	26,135	1
SUBSIDIARIES' BONUS TO EMPLOYEES AND REMUNERATION TO DIRECTORS AND SUPERVISORS	子公司之員工紅利及董監酬勞	(39,034)	(1,204)	-	(26,488)	(817)	-
INCOME BEFORE CUMULATIVE EFFECT OF CHANGES IN ACCOUNTING PRINCIPLE	列計會計原則變動之累積影響數 前純益	3,192,142	98,432	4	1,309,423	40,377	2
CUMULATIVE EFFECT OF CHANGES IN ACCOUNTING PRINCIPLE	會計原則變動累積影響數(扣除 所得稅影響數0仟元後之淨額)	-	-	-	5,846	180	-
NET INCOME	合併總純益	\$ 3,192,142	\$ 98,432	4	\$ 1,315,269	\$ 40,557	2
ATTRIBUTED TO:	歸屬予：						
Stockholders holders of the parent	母公司股東權益	\$ 1,607,152	\$ 49,558	2	\$ 586,152	\$ 18,074	1
Minority interest	少數股權	1,584,990	48,874	2	729,117	22,483	1
		\$ 3,192,142	\$ 98,432	4	\$ 1,315,269	\$ 40,557	2
		2007 九十六年度			2006 九十五年度		
		Before Tax 稅前		After Tax 稅後	Before Tax 稅前		After Tax 稅後
		New Taiwan Dollars	U.S. Dollars	New Taiwan Dollars	New Taiwan Dollars	U.S. Dollars	New Taiwan Dollars
		新台幣	美金	新台幣	新台幣	美金	新台幣
CONSOLIDATED EARNINGS PER SHARE Basic	每股合併盈餘 基本每股合併盈餘	\$ 1.36	\$ 0.04	\$ 1.47	\$ 0.59	\$ 0.02	\$ 0.56
			\$ 0.05			\$ 0.02	

(Concluded)

BALANCE SHEETS 資產負債表

DECEMBER 31, 2007 AND 2006 民國九十六年及九十五年十二月三十一日

(In Thousands of New Taiwan Dollars, Except Par Value) (單位：除每股面額為新台幣元外，餘係新台幣仟元)

ASSETS	資產	2007 九十六年十二月三十一日		2006 九十五年十二月三十一日	
		Amount 金額	%	Amount 金額	%
CURRENT ASSETS	流動資產				
Cash	現金	\$ 232,948	-	\$ 1,563,317	4
Available-for-sale financial assets - current	備供出售金融資產－流動	241,381	1	360,339	1
Receivables:					
Notes	應收票據	15,858	-	194,293	-
Accounts, net of allowance for doubtful accounts of \$8,216 thousand	應收帳款－減備抵呆帳九十六年8,216仟元及九十五年3,550仟元後之淨額	237,931	1	221,074	1
Related parties	應收關係人款項	444,629	1	13,680	-
Others	其他應收款	81,706	-	200,211	-
Inventories, net	存貨－淨額	262,051	1	213,291	1
Prepayments	預付款項	27,872	-	22,424	-
Deferred tax assets	遞延所得稅資產	27,143	-	16,485	-
Pledged time deposits	質押定存單	-	-	1,000	-
Other current assets	其他流動資產	75,709	-	68,934	-
Total current assets	流動資產合計	1,647,228	4	2,875,048	7
LONG-TERM INVESTMENTS	長期股權投資				
Investments accounted for by the equity method	採權益法之長期股權投資	17,396,754	40	14,320,253	34
Available-for-sale financial assets - noncurrent	備供出售金融資產－非流動	3,201,751	7	2,045,479	5
Financial assets carried at cost	以成本衡量之金融資產	162,570	-	162,570	1
Total long-term investments	長期股權投資合計	20,761,075	47	16,528,302	40
PROPERTY	固定資產				
Cost	成本				
Land	土地	4,073,120	9	4,073,120	10
Buildings and equipment	房屋及設備	6,098,510	14	6,135,063	15
Furniture and equipment	器具及設備	3,023,750	7	3,111,902	7
Total cost	成本合計	13,195,380	30	13,320,085	32
Revaluation increment	重估增值	1,193,498	3	1,194,771	3
Cost and appreciation	成本及重估增值	14,388,878	33	14,514,856	35
Less: Accumulated depreciation	減：累積折舊	3,848,424	9	3,624,635	9
		10,540,454	24	10,890,221	26
Construction in progress	未完工程	5,471,726	13	5,024,327	12
Leasehold rights, net	租賃權益－淨額	3,999,805	9	4,018,785	9
Properties leased to others, net	出租資產－淨額	1,028,045	2	1,588,945	4
Net property	固定資產淨額	21,040,030	48	21,522,278	51
OTHER ASSETS	其他資產				
Idle assets, net	閒置資產－淨額	387,483	1	458,910	1
Refundable deposits	存出保證金	159,941	-	161,047	1
Prepaid pension costs	預付退休金	143,314	-	111,098	-
Miscellaneous	其他資產－其他	9,548	-	17,224	-
Total other assets	其他資產合計	700,286	1	748,279	2
TOTAL	資產總計	\$ 44,148,619	100	\$ 41,673,907	100

(接次頁)

(Continued)

BALANCE SHEETS 資產負債表

DECEMBER 31, 2007 AND 2006 民國九十六年及九十五年十二月三十一日

(In Thousands of New Taiwan Dollars, Except Par Value) (單位：除每股面額為新台幣元外，餘係新台幣仟元)

LIABILITIES AND STOCKHOLDERS' EQUITY	負債及股東權益	2007		2006	
		Amount	%	Amount	%
		金額	%	金額	%
CURRENT LIABILITIES	流動負債				
Short-term debts	短期借款	\$ 2,050,000	5	\$ 2,220,000	5
Short-term notes and bills payable	應付短期票券	699,204	1	948,787	2
Accounts payable	應付帳款	2,084,553	5	2,285,474	6
Accounts payable - related parties	應付關係人款項	135,082	-	89,390	-
Accrued expenses	應付費用	545,878	1	476,012	1
Income tax payable	應付所得稅	-	-	42,630	-
Balance payable - property	應付工程設備款	78,013	-	784,936	2
Advance receipts	預收款項	1,391,078	3	1,064,993	3
Current portion of bonds issued	一年內到期之應付公司債	1,200,000	3	2,000,000	5
Current portion of long-term borrowings	一年內到期之長期借款	597,133	1	584,917	1
Current portion of franchise liability	一年內到期之應付權利金負債	298,588	1	302,694	1
Other current liabilities	其他流動負債	707,963	2	521,302	1
Total current liabilities	流動負債合計	9,787,492	22	11,321,135	27
LONG-TERM LIABILITIES, NET OF CURRENT PORTION	長期負債				
Bonds issued	應付公司債	500,000	1	1,700,000	4
Long-term borrowings	長期借款	8,881,183	20	6,299,809	15
Franchise liability	應付權利金負債	-	-	298,588	1
Total long-term liabilities	長期負債合計	9,381,183	21	8,298,397	20
RESERVES	各項準備				
Reserve for land revaluation increment tax	土地增值稅準備	575,490	2	575,490	1
OTHER LIABILITIES	其他負債				
Deposits received	存入保證金	42,659	-	56,559	-
Deferred tax liabilities	遞延所得稅負債－非流動	72,297	-	190,372	1
Deferred credits - gains on related-party transactions	遞延盈益	11,366	-	369,086	1
Miscellaneous	其他負債－其他	563	-	598	-
Total other liabilities	其他負債合計	126,885	-	616,615	2
Ttal liabilities	負債合計	19,871,050	45	20,811,637	50
STOCKHOLDERS' EQUITY	股東權益				
Capital stock NT\$10.00 par value	股本				
Authorized - 1,350,000 thousand shares	普通股－每股面額10元，額定1,350,000仟股，發行九十六年				
Issued and outstanding - 1,120,967 thousand shares in 2007 and 1,077,853 thousand shares in 2006	1,120,967仟股及九十五年1,077,853仟股	11,209,670	25	10,778,529	26
Capital surplus:	資本公積				
Additional paid-in capital - share issuance in excess of par	股票發行溢價	2,175,718	5	2,606,859	6
Treasury stock transactions	庫藏股票交易	312,682	-	267,469	1
Long-term investments	長期投資	323,895	1	345,117	1
Total capital surplus	資本公積合計	2,812,295	6	3,219,445	8
Retained earnings:	保留盈餘				
Legal reserve	法定盈餘公積	1,335,926	3	1,277,311	3
Special reserve	特別盈餘公積	2,156,588	5	2,159,977	5
Unappropriated earnings	未分配盈餘	1,607,152	4	634,461	2
Total retained earnings	保留盈餘合計	5,099,666	12	4,071,749	10
Other equity adjustments	股東權益其他項目				
Cumulative translation adjustments	累積換算調整數	(16,162)	-	(19,354)	-
Net loss not recognized as pension costs	未認為退休金成本之淨損失	(12,351)	-	(11,660)	-
Unrealized valuation gains (losses) on financial instruments	金融商品未實現(損)益	4,465,999	10	2,121,567	5
Unrealized asset revaluation increment	未實現重估增值	883,944	2	883,944	2
Total other equity adjustments	股東權益其他項目合計	5,321,430	12	2,974,497	7
Treasury stock - 28,770 thousand shares in 2007 and 30,414 thousand shares in 2006	庫藏股票－九十六年28,770仟股及九十五年30,414仟股	(165,492)	-	(181,950)	(1)
Total stockholders' equity	股東權益合計	24,277,569	55	20,862,270	50
TOTAL	負債及股東權益合計	\$ 44,148,619	100	\$ 41,673,907	100

(Concluded)

STATEMENTS OF INCOME 損益表

YEARS ENDED DECEMBER 31, 2007 AND 2006 民國九十六年及九十五年一月一日至十二月三十一日

(In Thousands of New Taiwan Dollars, Except Per Share Amounts) (單位：除每股盈餘為新台幣元外，餘係仟元)

		2007		2006	
		九十六年度		九十五年度	
		Amount	%	Amount	%
		金額		金額	
REVENUES	營業收入				
Sales	銷貨收入	\$ 20,244,063	99	\$ 18,203,427	98
Other operating revenues	其他營業收入	270,656	1	345,932	2
Total revenues	營業收入合計	20,514,719	100	18,549,359	100
COSTS	營業成本				
Cost of goods sold	銷貨成本	16,282,890	80	14,617,200	79
Other operating costs	其他營業成本	47,483	-	45,016	-
Total costs	營業成本合計	16,330,373	80	14,662,216	79
GROSS PROFIT	營業毛利	4,184,346	20	3,887,143	21
OPERATING EXPENSES	營業費用				
Selling	推銷費用	851,024	4	692,677	4
General and administrative	管理及總務費用	2,659,196	13	2,543,919	14
Total operating expenses	營業費用合計	3,510,220	17	3,236,596	18
OPERATING INCOME	營業淨利	674,126	3	650,547	3
NONOPERATING INCOME AND GAINS	營業外收入及利益				
Equity in earning of equity-method investees, net	採權益法認列之投資淨益	476,300	2	159,032	1
Dividend income	股利收入	97,696	-	75,436	1
Gain on disposal of property	處分資產已實現利益	363,639	2	-	-
Realized Gain on disposal of investments, net	處分投資淨益	34,149	-	383	-
Interest income	利息收入	6,131	-	8,112	-
Other income	什項收入	115,638	1	70,870	-
Total nonoperating income and gains	營業外收入及利益合計	1,093,553	5	313,833	2
NONOPERATING EXPENSES AND LOSSES	營業外費用及損失				
Interest expense	利息費用	182,944	1	194,340	1
Loss on disposal of property and idle assets	處分及報廢固定及閒置資產損失	22,351	-	66,766	-
Other expenses	什項支出	78,204	-	91,609	1
Total nonoperating expenses and losses	營業外費用及損失合計	283,499	1	352,715	2
INCOME BEFORE INCOME TAX	稅前淨利	1,484,180	7	611,665	3
INCOME TAX (BENEFIT)EXPENSE	所得稅(利益)費用	(122,972)	(1)	25,541	-
INCOME BEFORE CUMULATIVE EFFECT OF CHANGES IN ACCOUNTING PRINCIPLES	列計會計原則變動累積影響數前淨利	1,607,152	8	586,124	3
CUMULATIVE EFFECT OF CHANGES IN ACCOUNTING PRINCIPLES, NET OF INCOME TAX EXPENSE OF \$0 THOUSAND	會計原則變動累積影響數(減除所得稅費用0千元後之淨額)	\$ -	-	\$ 28	-
NET INCOME	淨利	\$ 1,607,152	8	\$ 586,152	3

(接次頁)

(Continued)

(承前頁)

		2007 九十六年度		2006 九十五年度	
		Before Tax 稅前	After Tax 稅後	Before Tax 稅前	After Tax 稅後
EARNINGS PER SHARE	每股盈餘				
Basic	基本每股盈餘	<u>\$ 1.36</u>	<u>\$ 1.47</u>	<u>\$ 0.56</u>	<u>\$ 0.54</u>

Pro forma information on the assumption that the Company's shares traded or held by subsidiaries are treated as investments instead of treasury stocks

假設子公司持有母公司股票不視為庫藏股票而作為投資時之擬制資料稅後金額

		2007 九十六年度		2006 九十五年度	
		Before Tax 稅前	After Tax 稅後	Before Tax 稅前	After Tax 稅後
EARNINGS PER SHARE	每股盈餘				
Basic	基本每股盈餘	<u>\$ 1.36</u>	<u>\$ 1.47</u>	<u>\$ 0.60</u>	<u>\$ 0.58</u>

(Concluded)

STATEMENTS OF CHANGES IN STOCKHOLDERS' EQUITY 股東權益變動表

YEARS ENDED DECEMBER 31, 2007 AND 2006 民國九十六年及九十五年一月一日至十二月三十一日

(In Thousands of New Taiwan Dollars, Except Dividends Per Share) (單位：除每股現金股利為新台幣元外，係新台幣仟元)

		Capital Surplus 資本公積			
		Capital Stock 股本	Additional paid- in capital Share Issuance in Excess of Par 股票發行溢價	Treasury Stock Transactions 庫藏股票交易	Long-term Investments 長期投資
		Issued and Outstanding 普通股			
BALANCE, JANUARY 1, 2006	九十五年一月一日餘額	\$ 10,363,970	\$ 2,606,859	\$ 204,272	324,135
Effect of accounting adjustments due to accounting changes	首次適用財務會計準則公報第34號所產生之影響數	-	-	-	-
Appropriation of prior year's earnings:	九十四年度盈餘分配				
Legal reserve	法定盈餘公積	-	-	-	-
Stock dividends - 4%	股票股利 - 4%	414,559	-	-	-
Cash dividends - NT\$0.5 per share	現金股利 - 每股0.5元	-	-	-	-
Employee bonuses	員工紅利	-	-	-	-
Remuneration to directors and supervisors	董監事酬勞	-	-	-	-
Adjustment due to subsidiaries' disposal of parent's stocks	子公司處分母公司股票之調整	-	-	63,197	-
Translation adjustments on long-term equity investments	外幣長期股權投資換算調整	-	-	-	-
Adjustment due to nonproportional subscription for additional shares issued by investees	未按持股比例認購被投資公司現金增資調整	-	-	-	22,579
Adjustment reported by equity-method investees	採權益法認列被投資公司調整	-	-	-	(1,597)
Valuation gain on available-for-sale financial assets	備供出售金融資產未實現損益之變動	-	-	-	-
Net income in 2006	九十五年度淨利	-	-	-	-
BALANCE, DECEMBER 31, 2006	九十五年十二月三十一日餘額	10,778,529	2,606,859	267,469	345,117
Appropriation of prior year's earnings:	九十五年度盈餘分配				
Legal reserve	法定盈餘公積	-	-	-	-
Reversal of special reserve	迴轉特別盈餘公積	-	-	-	-
Cash dividends - NT\$0.5 per share	現金股利 - 每股0.5元	-	-	-	-
Employee bonuses	員工紅利	-	-	-	-
Remuneration to directors and supervisors	董監事酬勞	-	-	-	-
Capital surplus transferred to common stock	資本公積轉增資	431,141	(431,141)	-	-
Adjustment due to subsidiaries' disposal of parent's stocks	子公司處分母公司股票之調整	-	-	45,213	-
Translation adjustments on long-term equity investments	外幣長期股權投資換算調整數	-	-	-	-
Adjustment reported by equity-method investees	採權益法認列被投資公司調整	-	-	-	(21,222)
Valuation gain on available-for-sale financial assets	備供出售金融資產未實現損益之變動	-	-	-	-
Net income in 2007	九十六年度淨利	-	-	-	-
BALANCE, DECEMBER 31, 2007	九十六年十二月三十一日餘額	<u>\$ 11,209,670</u>	<u>\$ 2,175,718</u>	<u>\$ 312,682</u>	<u>\$ 323,895</u>

(接次頁)

(Continued)

Retained Earnings 保留盈餘		Other Equity Adjustments 股東權益其他調整項目							
Legal Reserve 法定盈餘公積	Special Reserve 特別盈餘公積	Unappropriated Earnings 未分配盈餘	Cumulative Translation Adjustments 累積換算調整數	Net Loss not Recognized as Pension Cost 未認列為退休金 成本之淨損失	Unrealized Valuation Gain or Loss on Financial Instrument 金融商品 未實現(損)益	Reserve for Asset Revaluation 未實現重估增值	Treasury stock 庫藏股票	Total Stockholders' Equity 股東權益合計	
\$ 1,179,369	\$ 2,159,977	\$ 1,149,216	(\$ 18,875)	(\$ 9,669)	(\$ 349,486)	\$ 883,944	(\$ 210,379)	\$ 18,283,333	
-	-	-	-	-	235,479	-	-	235,479	
97,942	-	(97,942)	-	-	-	-	-	-	
-	-	(414,559)	-	-	-	-	-	-	
-	-	(518,198)	-	-	-	-	-	(518,198)	
-	-	(40,119)	-	-	-	-	-	(40,119)	
-	-	(30,089)	-	-	-	-	-	(30,089)	
-	-	-	-	-	-	-	28,429	91,626	
-	-	-	(1,780)	-	-	-	-	(1,780)	
-	-	-	-	-	-	-	-	22,579	
-	-	-	1,301	(1,991)	1,436,946	-	-	1,434,659	
-	-	-	-	-	798,628	-	-	798,628	
-	-	586,152	-	-	-	-	-	586,152	
1,277,311	2,159,977	634,461	(19,354)	(11,660)	2,121,567	883,944	(181,950)	20,862,270	
58,615	-	(58,615)	-	-	-	-	-	-	
-	(3,389)	3,389	-	-	-	-	-	-	
-	-	(538,926)	-	-	-	-	-	(538,926)	
-	-	(23,034)	-	-	-	-	-	(23,034)	
-	-	(17,275)	-	-	-	-	-	(17,275)	
-	-	-	-	-	-	-	-	-	
-	-	-	-	-	-	-	16,458	61,671	
-	-	-	(5,349)	-	-	-	-	(5,349)	
-	-	-	8,541	(691)	1,287,362	-	-	1,273,990	
-	-	-	-	-	1,057,070	-	-	1,057,070	
-	-	1,607,152	-	-	-	-	-	1,607,152	
<u>\$ 1,335,926</u>	<u>\$ 2,156,588</u>	<u>\$ 1,607,152</u>	<u>(\$ 16,162)</u>	<u>(\$ 12,351)</u>	<u>\$4,465,999</u>	<u>\$883,944</u>	<u>(\$ 165,492)</u>	<u>\$24,277,569</u>	

(Concluded)

STATEMENTS OF CASH FLOWS 現金流量表

YEARS ENDED DECEMBER 31, 2007 AND 2006 民國九十六年及九十五年一月一日至十二月三十一日
(In Thousands of New Taiwan Dollars) (單位：新台幣仟元)

		2007 九十六年度	2006 九十五年度
CASH FLOWS FROM OPERATING ACTIVITIES	營業活動之現金流量		
Net income	淨利	\$ 1,607,152	\$ 586,152
Depreciation	折舊	429,095	456,175
Amortization of deferred charges	攤銷	9,034	12,894
Amortization of leasehold rights included in rental expense	租賃權益攤銷	74,667	74,667
Gain on disposal of available-for-sale financial assets	處分備供出售金融資產利益	(34,149)	-
Cash dividends from equity-method investees	權益法計價之被投資公司發放現金股利	337,193	437,063
Equity in (earnings)-of equity-method investees, net	權益法認列之投資淨益	(476,300)	(159,032)
Capital return on liquidation of investee	被投資公司清算退回現金	-	161
Loss on liquidation of investments	清算投資損失	-	205
Loss on disposal of property and idle assets, net	處分及報廢固定及閒置資產淨損失	22,332	66,785
Realized gain on disposal of assets	處分資產已實現利益	(363,639)	-
Deferred income taxes	遞延所得稅	(128,733)	(18,354)
Increase in prepaid pension cost	預付退休金增加	(32,216)	(23,501)
Net changes in operating assets and liabilities	營業資產及負債之淨變動		
Financial assets at fair value through profit or loss	公平價值變動列入損益之金融資產	-	830,000
Notes receivable	應收票據	178,435	(166,857)
Accounts receivable	應收帳款	(16,857)	(50,078)
Accounts receivable - related parties	應收關係人款項	(106,955)	124,096
Other receivables	其他應收款	118,505	356,219
Inventories	存貨	(48,760)	23,352
Prepayments	預付款項	(5,448)	9,915
Other current assets	其他流動資產	(6,775)	(7,172)
Accounts payable	應付帳款	(200,921)	570,680
Accounts payable -related parties	應付關係人款項	45,692	(2,638)
Accrued expenses	應付費用	69,866	17,301
Income tax payable	應付所得稅	(42,630)	42,630
Advanced receipts	預收款項	452,932	171,163
Other current liabilities	其他流動負債	203,411	(14,781)
Net cash provided by operating activities	營業活動之淨現金流入	2,084,931	3,337,045
CASH FLOWS FROM INVESTING ACTIVITIES	投資活動之現金流量		
Proceeds of the disposal of available-for-sale financial assets	處分備供出售金融資產價款	53,905	-
Decrease in pledged time deposits	質押定存單減少	1,000	1,000
Acquisition of investments accounted for by the using equity method	取得採權益法之長期股權投資價款	(1,931,076)	(2,549,508)
Acquisition of financial assets carried at cost	取得以成本衡量之金融資產	-	(55,200)
Proceeds of the disposal of property and idle assets	處分固定資產價款	551,679	11,657
Acquisition of property	購置固定資產價款	(1,654,643)	(1,072,345)
Decrease in refundable deposits	存出保證金減少	1,106	5,490
Increase in other assets	其他資產－其他增加	(1,358)	-
Net cash used in investing activities	投資活動之淨現金流出	(2,979,387)	(3,658,906)
CASH FLOWS FROM FINANCING ACTIVITIES	融資活動之現金流量		
(Decrease) Increase in short-term debts	短期借款(減少)增加	(170,000)	870,000
(Decrease) Increase in short-term notes and bills payable	應付短期票券(減少)增加	(249,583)	549,247
Repayments of bonds issued	償還到期公司債	(2,000,000)	(2,300,000)
Increase in long-term borrowings	長期借款增加	2,593,590	2,766,959
(Decrease) Increase in deposits received	存入保證金(減少)增加	(13,900)	112
(Decrease) Increase in other liabilities	其他負債－其他(減少)增加	(35)	39
Cash dividends, bonuses paid to employees and remuneration paid to supervisors and directors	發放現金股利、董監事酬勞及員工紅利	(595,985)	(588,406)
Net cash provided by (used in) financing activities	融資活動之淨現金流(出)入	(435,913)	1,297,951

(接次頁)

(Continued)

(承前頁)

		2007	2006
		九十六年度	九十五年度
NET (DECREASE) INCREASE IN CASH	現金淨(減少)增加	(1,330,369)	976,090
CASH, BEGINNING OF YEAR	年初現金餘額	1,563,317	587,227
CASH, END OF YEAR	年底現金餘額	<u>\$ 232,948</u>	<u>\$ 1,563,317</u>
SUPPLEMENTAL CASH FLOW INFORMATION	現金流量資訊之補充揭露		
Interest paid	當年度支付利息	\$ 301,416	\$ 305,300
Less: Capitalized interest	減: 資本化利息	140,978	131,352
Interest paid, excluding capitalized interest	不含資本化利息之當年度支付利息	<u>\$ 160,438</u>	<u>\$ 173,948</u>
Income tax paid	支付所得稅	<u>\$ 83,283</u>	<u>\$ 1,264</u>
NONCASH INVESTING AND FINANCING ACTIVITIES	不影響現金流量之投資及融資活動		
Dividends receivable from equity-method investees as accounts receivable-related parties	應收採權益法計價之被投資公司現金股利(帳 列應收關係人款項)	\$ 323,994	\$ -
Idle assets reclassified into construction-in-progress	閒置資產重分類為未完工程	\$ 68,247	\$ -
Adjustment to advance receipts and depreciation	預收裝修補助款沖減折舊	\$ 126,847	\$ 132,079
Adjustment to advance receipts and loss on disposal of property	預收裝修補助款沖減處分及報廢資產損失	\$ -	\$ 24,455
Current portion of bonds issued	一年內到期之應付公司債	\$ 1,200,000	\$ 2,000,000
Current portion of long-term borrowings	一年內到期之長期借款	\$ 597,133	\$ 584,917
Current portion of franchise liabilities	一年內到期之應付權利金負債	\$ 298,588	\$ 302,694
CASH PAID FOR ACQUISITION OF PROPERTY	購置固定資產支付現金		
Acquisition of property	固定資產增加	\$ 647,002	\$ 881,068
Decrease in construction in progress	未完工程減少	(1,976)	(4,395)
Decrease (Increase) in balance payable - property	應付工程設備款減少(增加)	706,923	(264,613)
Decrease in franchise liabilities	應付權利金負債減少	302,694	460,285
	支付現金	<u>\$ 1,654,643</u>	<u>\$ 1,072,345</u>

(Concluded)

INDEPENDENT AUDITORS' REPORT

The Board of Directors and the Stockholders
Far Eastern Department Stores, Ltd.

We have audited the accompanying balance sheets of Far Eastern Department Stores, Ltd. as of December 31, 2007 and 2006 and the related statements of income, changes in stockholders' equity and cash flows for the years then ended. These financial statements are the responsibility of the Company's management. Our responsibility is to express an opinion on these financial statements based on our audits.

We conducted our audits in accordance with the Rules Governing the Audit of Financial Statements by Certified Public Accountants and auditing standards generally accepted in the Republic of China. Those rules and standards require that we plan and perform the audit to obtain reasonable assurance about whether the financial statements are free of material misstatement. An audit includes examining, on a test basis, evidence supporting the amounts and disclosures in the financial statements. An audit also includes assessing the accounting principles used and significant estimates made by management, as well as evaluating the overall financial statement presentation. We believe that our audits provide a reasonable basis for our opinion.

In our opinion, the financial statements referred to above present fairly, in all material respects, the financial position of Far Eastern Department Stores, Ltd. as of December 31, 2007 and 2006, and the results of its operations and its cash flows for the years then ended, in conformity with Guidelines Governing the Preparation of Financial Reports by Securities Issuers, requirements of the Business Accounting Law and Guidelines Governing Business Accounting with respect to financial accounting standards, and accounting principles generally accepted in the Republic of China.

As stated in Note 3 to the financial statements, on January 1, 2007, the Company adopted the newly released Statements of Financial Accounting Standards ("SFAS: or Statements") No. 37 - "Accounting for Intangible assets" and No. 38 - "Accounting Assets Held for Sale and Discontinued Operations". On January 1, 2006, the Company adopted the newly released SFAS No. 34 - "Accounting for Financial Instruments" and No. 36 - "Disclosure and Presentation of Financial Instruments" and the related revisions of previously released Statements as well as the newly revised SFAS No. 5 - "Long-term Investments in Equity Securities" and No. 25 - "Business Combinations - Accounting Treatment under the Purchase Method."

We have also audited the consolidated financial statements of Far Eastern Department Stores, Ltd. and subsidiaries as of and for the years ended December 31, 2007 and have expressed an unqualified opinion thereon in our report dated February 27, 2008.

February 27, 2008

Notice to Readers

The accompanying financial statements are intended only to present the financial position, results of operations and cash flows in accordance with accounting principles and practices generally accepted in the Republic of China and not those of any other jurisdictions. The standards, procedures and practices to audit such financial statements are those generally accepted and applied in the Republic of China.

For the convenience of readers, the auditors' report and the accompanying financial statements have been translated into English from the original Chinese version prepared and used in the Republic of China. If there is any conflict between the English version and the original Chinese version or any difference in the interpretation of the two versions, the Chinese-language auditors' report and financial statements shall prevail.

會計師查核報告

遠東百貨股份有限公司 公鑒：

遠東百貨股份有限公司民國九十六年及九十五年十二月三十一日之資產負債表，暨民國九十六年及九十五年一月一日至十二月三十一日之損益表、股東權益變動表及現金流量表，業經本會計師查核竣事。上開財務報表之編製係管理階層之責任，本會計師之責任則為根據查核結果對上開財務報表表示意見

本會計師係依照會計師查核簽證財務報表規則及一般公認審計準則規劃並執行查核工作，以合理確信財務報表有無重大不實表達。此項查核工作包括以抽查方式獲取財務報表所列金額及所揭露事項之證據、評估管理階層編製財務報表所採用之會計原則及所作之重大會計估計，暨評估財務報表整體之表達。本會計師相信此項查核工作可對所表示之意見提供合理之依據。

依本會計師之意見，第一段所述財務報表在所有重大方面係依照證券發行人財務報告編製準則、商業會計法及商業會計處理準則中與財務會計準則相關之規定暨一般公認會計原則編製，足以允當表達遠東百貨股份有限公司民國九十六年及九十五年十二月三十一日之財務狀況，暨民國九十六及九十五年度之經營成果與現金流量。

如財務報表附註三所述，遠東百貨股份有限公司自民國九十六年一月一日起，採用新發布之財務會計準則公報第三十七號「無形資產之會計處理準則」、第三十八號「待出售非流動資產及停業單位之會計處理準則」及各號公報配合新修訂之條文；自民國九十五年一月一日起，採用新發布之財務會計準則公報第三十四號「金融商品之會計處理準則」及第三十六號「金融商品之表達與揭露」；並採用新修訂財務會計準則公報第五號「採權益法之長期股權投資會計處理準則」及第二十五號「企業合併－購買法之會計處理」之新修訂條文。

遠東百貨股份有限公司已編製民國九十六年度之合併財務報表，並經本會計師出具修正式無保留意見之查核報告在案，備供參考。

勤業眾信會計師事務所

會計師 施景彬

財政部證券暨期貨管理委員會核准文號

台財證六字第0920123784號

會計師 吳恩銘

財政部證券暨期貨管理委員會核准文號

台財證六字第0920123784號

中 華 民 國 九 十 七 年 二 月 二 十 七 日

Board of Directors 董事會




- ① Chairman 徐旭東 Douglas Tong Hsu
- ② President 徐雪芳 Nancy Hsu
- ③ 梁錦琳 Jin Lin Liang
- ④ 徐國玲 Nicole Hsu
- ⑤ 葉清水 C. S. Yeh
- ⑥ 邵瑞蕙 Viginia Shao
- ⑦ 李靜芳 Philby Chen
- ⑧ 王嘉聰 Charles Wang
- ⑨ 羅仕青 Alex Ro

Senior Officers 經營團隊



- | | | | |
|---|---|--|--|
| ① Chairman
Douglas Tong Hsu 徐旭東 | ② President
Nancy Hsu 徐雪芳 | ③ VP of Investment Dept.
C. S. Yeh 葉清水 | ④ Data Processing Center
Ivy Lee 李淑卿 |
| ⑤ VP of Administration Division
Hou Kun Ni 倪候昆 | ⑥ VP of President's office
Teh Hsiang Tsou 鄒德祥 | ⑦ Investment Dept.
Tony Liu 劉朝雄 | ⑧ Auditor Office
Y. C. Yuan 袁譽潔 |
| ⑨ VP Merchandise Division
Kuan Wen Hsien 謝寬文 | ⑩ VP of Operation Division
Chris Lin 劉志成 | ⑪ Promotion Planning Dept.
Jacky Pi 畢監永 | ⑫ Human Resources Dept.
Jim Huang 黃靖武 |

Store Managers 經理人



① FE21' MegA Kaohsiung Store
Chang Li Lin 林彰豐

② FE21' Panchiao Store
J. C. Chou 周宜全

③ FE21' MegA Hsinchu Store
Shiu Kuang Chiang 姜秀光

④ FE21' MegA Tainan Store
C. S. Chuang 莊見祥

⑤ FE21' Paoching Store
Steven Bai 白明玉

⑥ FE21' Taoyuan Store
C. C. Lan 藍卓成

⑦ FE21' Chiayi Store
Wei Hsing Hsu 徐為興

⑧ FE21' Hualien Store
Dough Wu 吳道鎬

Far Eastern Department Stores Ltd.



FE21' Paoching Store
FE21' 寶慶店



FE21' Panchiao Store
FE21' 板橋店




FE21' Taoyuan Store
FE21' 桃園店



FE21' MegA Hsinchu Store
FE21' MegA 新竹店



FE21' Chiayi Store
FE21' 嘉義店



FE21' MegA Tainan Konyuan Store
FE21' MegA 台南公園店



FE21' MegA Tainan Chenkong Store
FE21' MegA 台南成功店




FE21' MegA Kaohsiung Store
FE21' MegA 高雄店



FE21' Hualien Store
FE21' 花蓮店

FEDS Investment (I) Pacific Sogo Department Stores Co., Ltd.



- ① Chairman 董事長
Sophia C. W. Huang 黃晴雯
- ② Vice Chairman 副董事長
Satoshi Inoue 井上哲
- ③ President 營業總經理
Kuang-Jong Lee 李光榮
- ④ President 行政總經理
Chin-Sen Tu 杜金森



FEDS Investment (II) Far Eastern Geant Co., Ltd.




- ① Chief Auditor 稽核長
Alex Chen 陳志鴻
- ② Human Resources Director
人力資源協理
Lilly Liu 劉麗玉
- ③ Marketing Director
行銷部協理
Fiona Wang 王彤芳
- ④ Chief Operation Officer
營運長
Tim Chuang 莊金龍
- ⑤ Merchandise Director-Non Food
商品部非食品協理
Jeff Yang 楊智傑
- ⑥ Accounting Controller
會計長
Thomas Chen 陳添壽

- ⑦ Operation Director
營運協理
Richard Huang 黃正揚
- ⑧ Merchandise Director- Food
商品部食品協理
Andy Chiu 邱正乾
- ⑨ Development Director
開發暨工程部協理
James Lee 李鎮宇
- ⑩ Finance Senior Manager
財務部資深經理
James Lee 李奕峰
- ⑪ Information Technology Director
資訊部協理
Roger Yen 顏瑞堂



FEDS Investment (III) Ya Tong Department Stores Co., Ltd.



① Chief Operation Officer 營運長
C. S. Yeh 葉清水

② Vice President 副總經理
Edward Chang 張宗元

③ Store Operation Division 資深經理
Shirley Lo 羅中秀

④ Store Operation Division 副理
JoJo Chen 陳淑惠

⑤ Store Operation Division 經理
Leon Wang 王汝中

⑥ Store Operation Division 襄理
May Tsai 蔡淑玫

⑦ Administration Division 襄理
S. W. Huang 黃書煒



FEDS Investment (IV) Far Eastern Citysuper Ltd.



① Managing Director 總經理
Thomas Woo 鄔嘉華

② Group Manager 營運長
Tony Liu 劉朝雄

③ Financial Controller 財務長
Edward Chang 張宗元

④ Division Manager 協理
Takaki Yano 矢野貴己



Branch Stores of Far Eastern Department Stores Ltd.

遠東百貨股份有限公司零售集團各分公司

Branch Stores of Far Eastern Department Stores Ltd. 遠東百貨股份有限公司各分公司

- | | |
|------------------------------------|------------------|
| ① FE21' Paoching Store | FE21' 寶慶店 |
| ② FE21' Panchiao Store | FE21' 板橋店 |
| ③ FE21' Taoyuan Store | FE21' 桃園店 |
| ④ FE21' MegA Hsinchu Store | FE21' MegA 新竹店 |
| ⑤ FE21' Chiayi Store | FE21' 嘉義店 |
| ⑥ FE21' MegA Tainan Chenkong Store | FE21' MegA 台南成功店 |
| ⑦ FE21' MegA Tainan Konyuan Store | FE21' MegA 台南公園店 |
| ⑧ FE21' MegA Kaohsiung Store | FE21' MegA 高雄店 |
| ⑨ FE21' Hualien Store | FE21' 花蓮店 |

Subsidiaries Of Far Eastern Department Stores Ltd.

遠東百貨股份有限公司子公司

Pacific Sogo Department Stores Co., Ltd.

太平洋崇光百貨股份有限公司

- | | |
|--------------------|------|
| ① Taipei Store | 台北店 |
| ② Fuxing Store | 復興店 |
| ③ Tun Hua New Hall | 敦化新館 |
| ④ Chungli Store | 中壢店 |
| ⑤ Chungli New Hall | 中壢新館 |
| ⑥ Hsinchu Store | 新竹店 |
| ⑦ Kaohsiung Store | 高雄店 |

Far Eastern Geant Co., Ltd.

遠百企業股份有限公司

- | | |
|---------------------|-------|
| ① Chunghsiao Branch | 忠孝分公司 |
| ② Chingmei Branch | 景美分公司 |
| ③ Panhsin Branch | 板新分公司 |
| ④ Yungho Branch | 永和分公司 |
| ⑤ Dazh Branch | 大直分公司 |
| ⑥ Taoyang Branch | 桃園分公司 |
| ⑦ Yangmei Branch | 楊梅分公司 |
| ⑧ Hsinchu Branch | 新竹分公司 |
| ⑨ Yungfo Branch | 永福分公司 |
| ⑩ Chungkang Branch | 中港分公司 |
| ⑪ Yuanlin Branch | 員林分公司 |
| ⑫ Tainan Branch | 台南分公司 |
| ⑬ Fuhsin Branch | 復興分公司 |
| ⑭ Pingdeng Branch | 平等分公司 |

Ya Tung Department Store Co., Ltd.

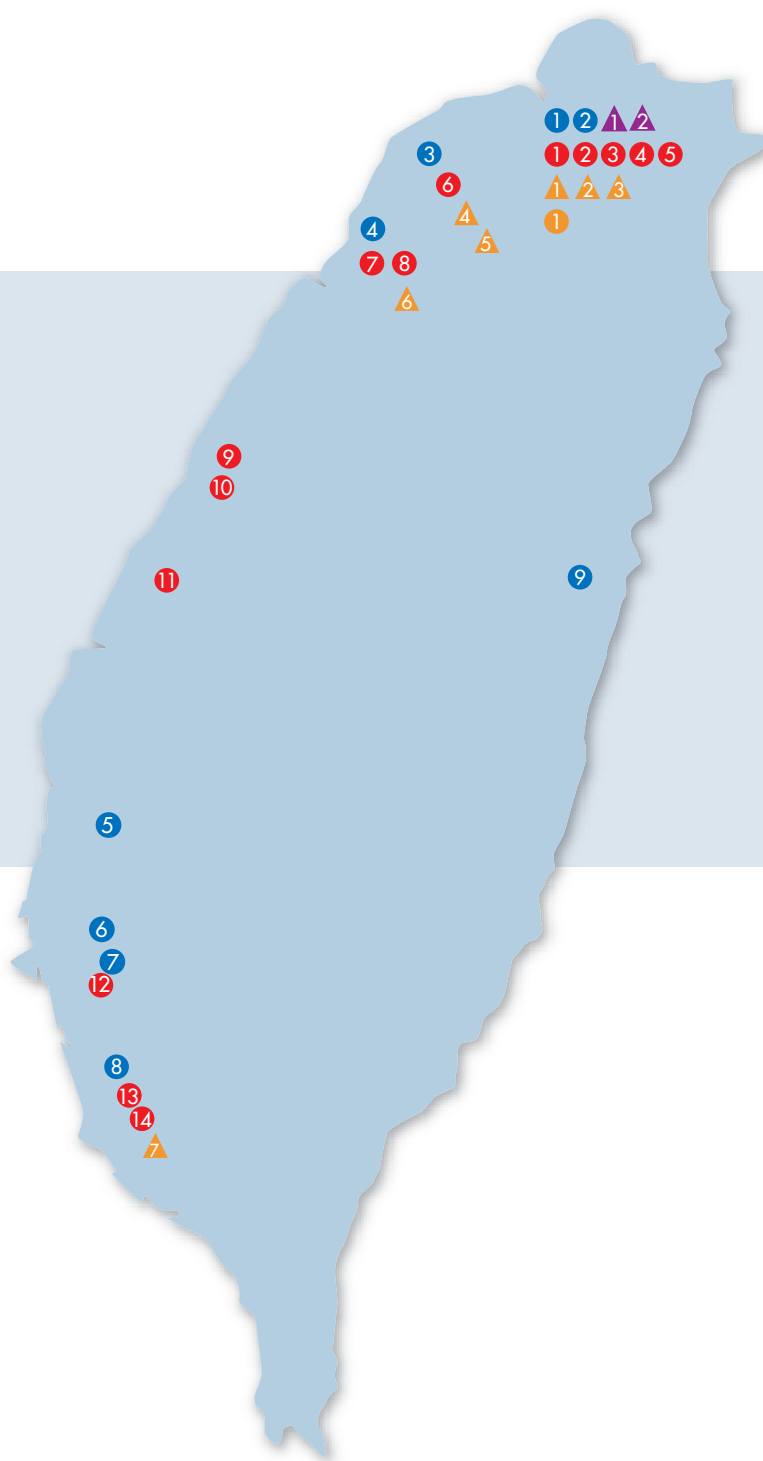
亞東百貨股份有限公司 (台北購物中心)

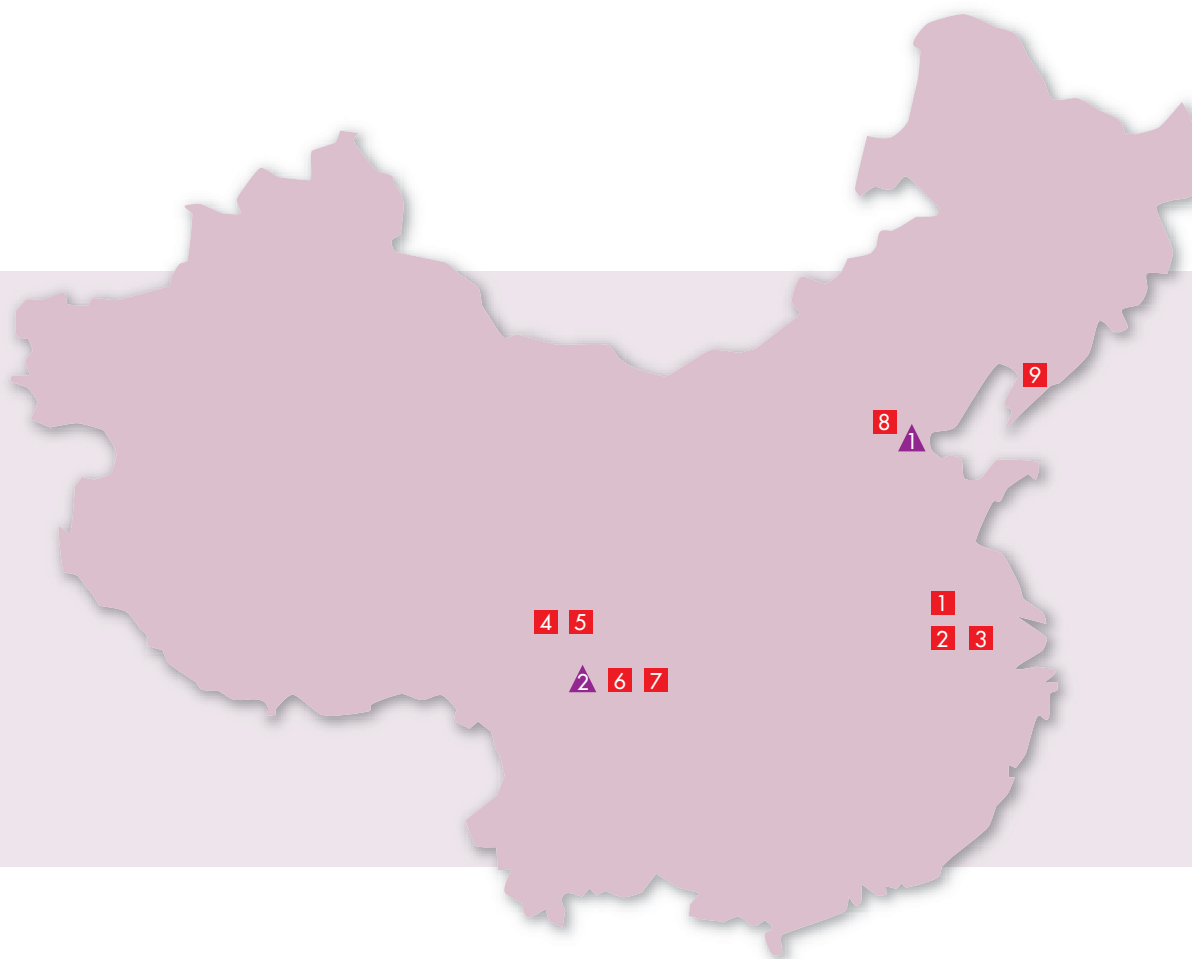
- | |
|--------------------------|
| ① Taipei Metro, The Mall |
|--------------------------|

Far Eastern Citysuper Ltd.

遠東都會股份有限公司

- | | |
|------------------|-----|
| ▲ The Mall Store | 遠企店 |
| ▲ Fuxing Store | 復興店 |





Far Eastern Department Stores Co., Ltd. 遠東百貨股份有限公司

- ▲ FEDS Tianjin Store 遠百天津店
- ▲ FEDS Chongqing Store 遠百重慶店

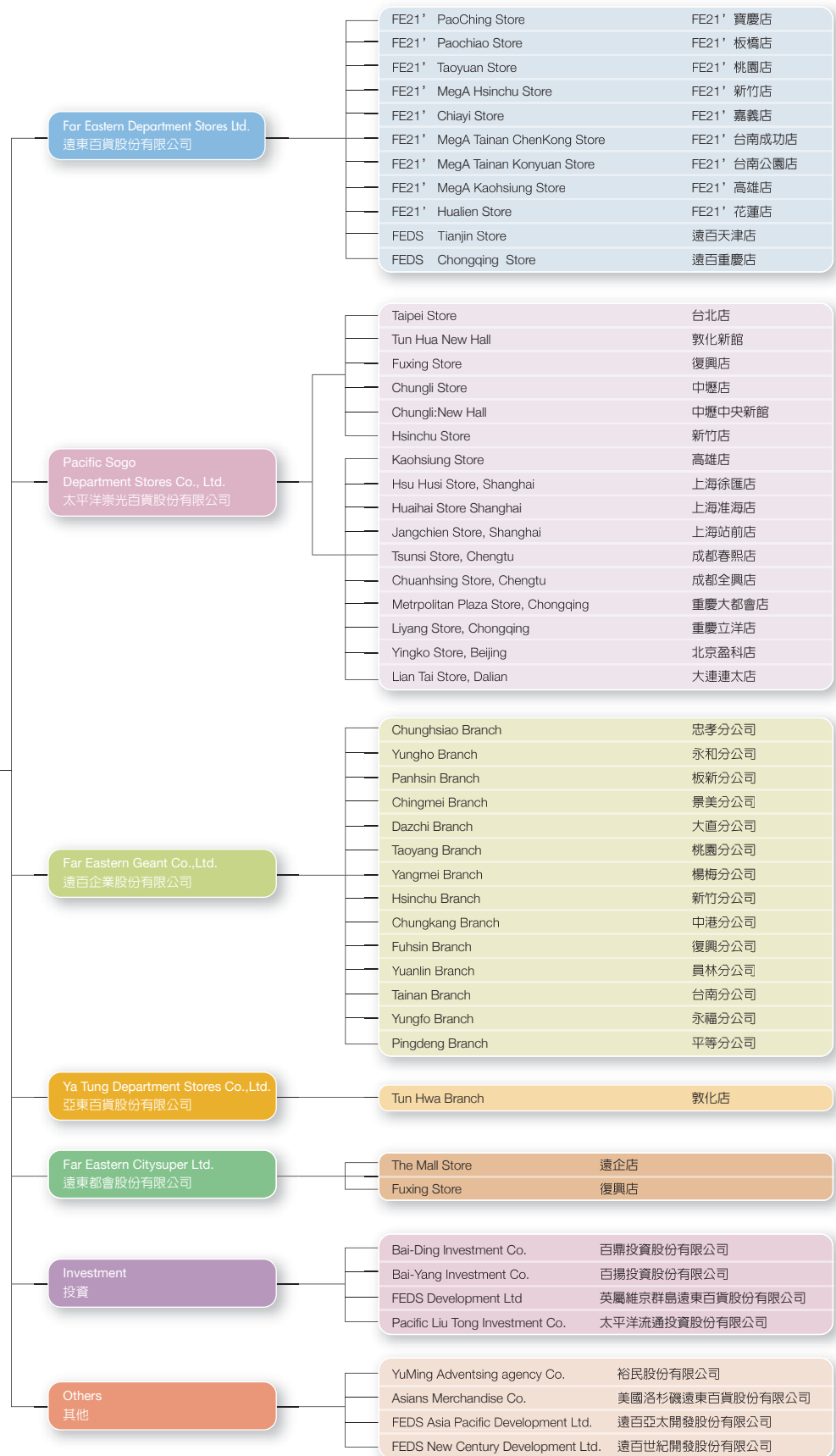
Pacific Department Stores Co., Ltd. 太平洋百貨股份有限公司

- | | | | |
|-----------------------------|-------|---------------------------------------|--------|
| 1 Hsu Huei Store, Shanghai | 上海徐匯店 | 6 Metropolitan Plaza Store, Chongqing | 重慶大都會店 |
| 2 Huaihai Store, Shanghai | 上海淮海店 | 7 Liyang Store, Chongqing | 重慶立洋店 |
| 3 Jangchien Store, Shanghai | 上海站前店 | 8 Yingko Store, Beijing | 北京盈科店 |
| 4 Tsunsi Store, Chengtu | 成都春熙店 | 9 Lian Tai Store, Dalian | 大連連太店 |
| 5 Chuanhsing Store, Chengtu | 成都全興店 | | |

Far Eastern Department Stores Ltd. Retail Group

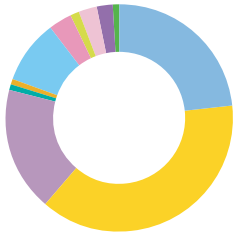
遠東百貨股份有限公司—零售集團

FAR EASTERN DEPARTMENT STORES LTD. RETAIL GROUP 遠東百貨股份有限公司零售集團



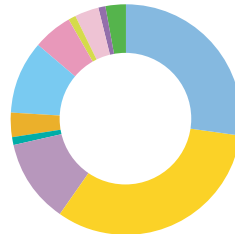
Unit: Million 單位: 百萬

Retail Revenue
零售收入



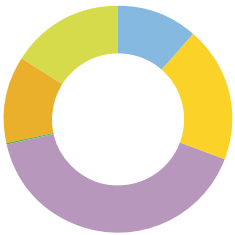
Far Eastern Department Stores Ltd. 遠東百貨公司 NT\$20,515 US\$632.58	Chengdu Shangxia Pacific D. S. Co. 成都商廈太平洋百貨公司 NT\$2,920 US\$90.05
Pacific Sogo Department Stores Ltd. 太平洋崇光百貨公司 NT\$33,552 US\$1,034.59	Chengdu Quanxing Pacific D. S. Co. 成都全興大廈太平洋百貨公司 NT\$1,113 US\$34.31
Far Eastern Enterprise Ltd. 遠百企業公司 NT\$15,586 US\$480.62	Chongqing Metropolitan Plaza P.D.S. Co. 重慶大都會廣場太平洋百貨公司 NT\$2,303 US\$71.01
Ya Tung Department Stores Ltd. 亞東百貨公司 NT\$718 US\$22.13	Beijing Xidan Pacific Department S. Co. 北京西單太平洋百貨公司 NT\$2,005 US\$61.83
Far Eastern City Super Ltd. 遠東都會公司 NT\$683 US\$21.06	Tianjin FEDS Limits., Co. 天津遠百百貨公司 NT\$816 US\$25.17
Shanghai Pacific Department Store Co 上海太平洋百貨公司 NT\$7,996 US\$246.57	

Retail Income After Income Tax
零售稅後淨利



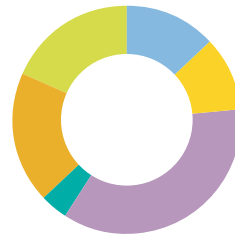
Far Eastern Department Stores Ltd. 遠東百貨公司 NT\$1,607 US\$49.56	Chengdu Shangxia Pacific D. S. Co. 成都商廈太平洋百貨公司 NT\$326 US\$10.04
Pacific Sogo Department Stores Ltd. 太平洋崇光百貨公司 NT\$1,919 US\$59.17	Chengdu Quanxing Pacific D. S. Co. 成都全興大廈太平洋百貨公司 NT\$50 US\$1.55
Far Eastern Enterprise Ltd. 遠百企業公司 (NT\$693) (US\$21.37)	Chongqing Metropolitan Plaza P.D.S. Co. 重慶大都會廣場太平洋百貨公司 NT\$200 US\$6.16
Ya Tung Department Stores Ltd. 亞東百貨公司 (NT\$50) (US\$1.54)	Beijing Xidan Pacific Department S. Co. 北京西單太平洋百貨公司 NT\$58 US\$1.80
Far Eastern City Super Ltd. 遠東都會公司 (NT\$202) (US\$6.23)	Tianjin FEDS Limits., Co. 天津遠百百貨公司 (NT\$169) (US\$5.22)
Shanghai Pacific Department Store Co. 上海太平洋百貨公司 NT\$604 US\$18.63	

Investment Revenue
投資收入



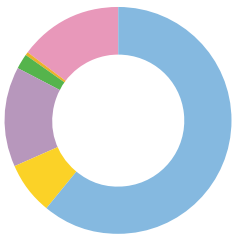
Bai Ding Investment CO. 百鼎投資公司 NT\$703 US\$21.67	Feds Development Ltd. 英屬維京群島遠東百貨公司 NT\$14 US\$0.42
Bai Yang Investment CO. 百揚投資公司 NT\$1,183 US\$36.49	Pacific China Holding (HK) Ltd. 太平洋中國控股香港公司 NT\$759 US\$23.41
Pacific Liutong Investment Co. Ltd. 太平洋流通投資公司 NT\$2,496 US\$76.95	Pacific China Holding Ltd. 太平洋中國控股公司 NT\$982 US\$30.28

Investment Income After Income Tax
投資稅後淨利



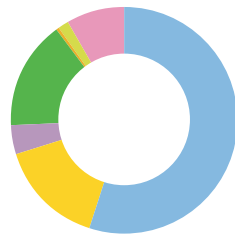
Bai Ding Investment CO. 百鼎投資公司 NT\$535 US\$16.50	Feds Development Ltd. 英屬維京群島遠東百貨公司 (NT\$138) (US\$4.26)
Bai Yang Investment CO. 百揚投資公司 NT\$436 US\$13.46	Pacific China Holding (HK) Ltd. 太平洋中國控股香港公司 NT\$769 US\$23.71
Pacific Liutong Investment Co. Ltd. 太平洋流通投資公司 NT\$1,469 US\$45.31	Pacific China Holding Ltd. 太平洋中國控股公司 NT\$759 US\$23.41

Other Revenue
其他收入



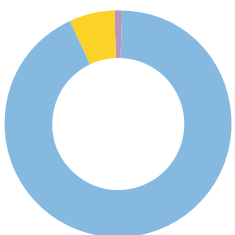
Feds Asia Pacific Development Ltd. 遠百亞太開發公司 NT\$301 US\$9.29	Asian Merchandise Company 美國洛杉磯遠東百貨公司 NT\$2 US\$0.07
Feds New Century Development Ltd. 遠百新世紀開發公司 NT\$37 US\$1.14	Chongqing Pacific Business Management CO. 重慶太平洋商業管理諮詢公司 NT\$- US\$-
Yu Ming Advertising Agency CO. 裕民公司 NT\$70 US\$2.17	Shanghai baiding Consultant & Management CO. 上海百鼎商業管理諮詢公司 NT\$73 US\$2.25
Far Eastern Hon Li Do CO., Ltd. 遠東鴻利多公司 NT\$11 US\$0.33	

Other Income After Income Tax
其他稅後淨利



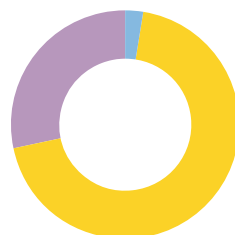
Feds Asia Pacific Development Ltd. 遠百亞太開發公司 NT\$129 US\$3.98	Asian Merchandise Company 美國洛杉磯遠東百貨公司 (NT\$1) (US\$0.03)
Feds New Century Development Ltd. 遠百新世紀開發公司 NT\$36 US\$1.10	Chongqing Pacific Business Management CO. 重慶太平洋商業管理諮詢公司 NT\$3 US\$0.11
Yu Ming Advertising Agency CO. 裕民公司 (NT\$10) (US\$0.30)	Shanghai baiding Consultant & Management CO. 上海百鼎商業管理諮詢公司 NT\$19 US\$0.60
Far Eastern Hon Li Do CO., Ltd. 遠東鴻利多公司 (NT\$36) (US\$1.12)	

Total Revenue
合計收入
NT\$94,838 US\$2,924.39



Retail Revenue 零售收入 NT\$88,207 US\$2,719.92	Others Revenue 其它收入 NT\$494 US\$15.25
Investment Revenue 投資 NT\$6,137 US\$189.22	

Total Income After Income Tax
合計稅後淨利
NT\$7,620 US\$235.02



Investment Revenue 投資收入 NT\$3,830 US\$118.13	Others Revenue 其它收入 NT\$140 US\$4.34
Retail Revenue 零售收入 NT\$3,650 US\$112.55	

Address of Far Eastern Department Stores Ltd. Retail Group

遠東百貨股份有限公司各地分公司地址

Far Eastern Department Stores Ltd. 遠東百貨股份有限公司

Head Office 總公司

27, Pao Ching Rd., Taipei 100, Taiwan, R.O.C.
TEL: (02)23816155-9 FAX: (02)23821371
Web: www.feds.com.tw e-mail: service@feds.com.tw

FE21' Paoching Store FE21' 寶慶店
32, Pao Ching Rd., Taipei 100, Taiwan, R.O.C.
TEL: (02)23816088 FAX: (02)23140669

FE21' Panchiao Store FE21' 板橋店
152, Chung Shan Rd., Sec. 1, Panchiao 220, Taiwan, R.O.C.
TEL: (02)89525678 FAX: (02)89530009

FE21' Taoyuan Store FE21' 桃園店
20, Chung Cheng Rd., Taoyuan 330, Taiwan, R.O.C.
TEL: (03)3359811 FAX: (03)3380194

FE21' MegA Hsinchu Store FE21' MegA 新竹店
323, Shida Rd., Hsinchu 300, Taiwan, R.O.C.
TEL: (03)5233121-9 FAX: (03)5269413

FE21' Chiayi Store FE21' 嘉義店
537, Chuei Yang Rd., Chiayi 600, Taiwan, R.O.C.
TEL: (05)2365137-47 FAX: (05)2365358

FE21' MegA Tainan ChenKong Store FE21' MegA 台南成功店
210, Chen Kong Rd., Tainan 700, Taiwan, R.O.C.
TEL: (06)2098999 FAX: (06)2097907

FE21' MegA Tainan Konyuan Store FE21' MegA 台南公園店
60, Konyuan Shida Rd., Tainan 700, Taiwan, R.O.C.
TEL: (06)2259101 FAX: (06)2259120

FE21' MegA Kaohsiung Store FE21' MegA 高雄店
21, Sando 4th Shida Rd., Kaohsiung 807, Taiwan, R.O.C.
TEL: (07)9728888 FAX: (07)9722845

FE21' Hualien Store FE21' 花蓮店
125, Chung Hwa Rd., Hualien 970, Taiwan, R.O.C.
TEL: (03)8355588 FAX: (03)8362720

FEDS Tianjin Store 遠百天津店
168, Nankai District, Tianjin, China
TEL: 86(22)2727-1688, FAX: 86(22)2735-2489

FEDS Chongqing Store 遠百重慶店
10 Yanghe Rd. Jiangbai, Chongqing, China
TEL: 86(23)8918-0088 FAX: 86(23)8911-8111

Far Eastern Int'l Seles 洛杉磯遠東百貨公司
13360 East Firestone BLVD., #J.
SANTA FE SPRINGS, CA 90670, U.S.A.
TEL: (562)404-7376 FAX: (562)404-8663

Pacific Sogo Department Stores Co., Ltd. 太平洋崇光百貨股份有限公司

Taipei Store 台北店

No.45, Sec.4, Chung Hsiao E. Rd, Taipei, Taiwan, R.O.C.
TEL: 886-2-2776-5555 FAX: 886-2-2741-2869

Fuxing Store 復興店

No.300, Sec.3, Chung Hsiao E. Rd.
TEL: 886-2-2776-5555 FAX: 886-2-2778-1191

Tun Hua New Hall 敦化新館

No.246, Sec.1, Tun Hua South Road, Taipei, Taiwan, R.O.C.
TEL: 886-2-2776-5555 FAX: 886-2-2711-2632

Chungli Store 中壢店

No.357, Yuan Hua Road, Chungli, Taiwan, R.O.C.
TEL: 886-3-422-7000 FAX: 886-3-422-1212

Chungli New Hall 中壢中央新館

No.120, C HUNG Yuan W. Rd, Sec. 1 Chungli, Taiwan, R.O.C.
TEL: 886-3-422-7000 FAX: 886-3-422-1212

Hsinchu Store 新竹店

No.2, Ming Chu Road, Hsinchu, Taiwan, R.O.C.
TEL: 886-3-522-7000 FAX: 886-3-524-8888

Kaohsiung Store 高雄店

No.217, Sando 3th Road, Kaohsiung, Taiwan, R.O.C.
TEL: 886-7-338-1000 FAX: 886-7-338-2000

Hsu Huei Store, Shanghai 上海徐匯店

No.932, Hengshan Road, Hsu Huei Dist, Shanghai
TEL: 86-21-6407-8888 FAX: 86-21-6469-6688

Huaihai Store, Shanghai 上海淮海店

No.333, Huai Hai Central Road, Luwan Dist, Shanghai
TEL: 86-21-5306-8888 FAX: 86-21-6385-9456

Jangchien Store, Shanghai 上海站前店

No.218, Tienmu W. Road, Zabei Dist, Shanghai
TEL: 86-21-6381-8888 FAX: 86-21-6381-6688

Tsunsu Store, Chengtu 成都春熙店

No.12, Tzongfu Road, Chengtu
TEL: 86-28-8665-3388 FAX: 86-28-8666-5281

Chuanhsing Store, Chengtu 成都全興店

No.68, Sec.2, Renming Center Road, Chengtu
TEL: 86-28-8625-6688 FAX: 86-28-8625-6656

Metropolitan Plaza Store, Chongqing 重慶大都會店

No.68, Zou Rong Road, Shapingba District, Chongqing
TEL: 86-23-6371-0088 FAX: 86-23-6372-0293

Liyang Store, Chongqing 重慶立洋店

No.99, Xiaoxin Road, Yu Zhong District, Chongqing
TEL:86-23-6536-0088 FAX:86-23-6547-9081

Yingko Store, Beijing 北京盈科店

No.2A, Gong Ti Bei Lu Chaoyang District, Beijing
TEL:86-10-6539-3888 FAX:86-10-6539-3889

Lian Tai Store, Dalian 大連連太店

No.19, Jie Fang Road, Yu Zhong Shan District, Dalian
TEL:86-411-230-6999 FAX:86-411-230-0023

Far Eastern Geant Co., Ltd.**遠百企業股份有限公司****Head Office 總公司**

13F, 110 Yen Ping S. Rd., Taipei 100, Taiwan, R.O.C.
TEL: (02)23613691 FAX: (02)23715298

Panhsin HYPER Branch 板新分公司

389, Sze Chuan Rd., Sec.1, Panchiao 220, Taiwan, R.O.C.
TEL: (02)29569888 FAX: (02)29569777

Chingmei HYPER Branch 景美分公司

12, Ching St., Lane 30, Taipei 116, Taiwan, R.O.C.
TEL: (02)29332088 FAX: (02)29318459

Chunghsiao HYPER Branch 忠孝分公司

B2/B3, Chunghsiao E. Rd., Sec.5, Taipei, Taiwan, R.O.C.
TEL: (02)25289388 FAX: (02)25289389

Yungho HYPER Branch 永和分公司

56, Ming-Sheng Rd., Lane 46, Yungho, Taiwan, R.O.C.
TEL: (02)29488988 FAX: (02)29488993

Dazhi Hyper Branch 大直分公司

123, Ching-Yeh 3rd Rd., Taipei, Taiwan, R.O.C.
TEL:(02)77015168, FAX(02)77015056

Taoyuan HYPER Branch 桃園分公司

939, Chung Sang Rd., Taoyuan, Taiwan, R.O.C.
TEL: (03)3785688 FAX: (02)3783088

Yangmei HYPER Branch 楊梅分公司

6, Chung Sang N. Rd., Lane 23, Sec.5, Yangmei, Taiwan, R.O.C.
TEL: (03)4816988 FAX: (03)4816958

Hsinchu HYPER Branch 新竹分公司

469, Gongdaowu Rd., Sec.2, Hsinchu 300, Taiwan, R.O.C.
TEL: (03)55735566 FAX: (03)2752112

Chungkang HYPER Branch 中港分公司

71, Chungkang Rd., Sec.2, Taichung, Taiwan, R.O.C.
TEL: (04)23199883 FAX: (04)2327443

Fuhsin HYPER Branch 復興分公司

359, Fuhsin Rd., Sec.1, Taichung, Taiwan, R.O.C.
TEL: (04)22658686 FAX: (04)23247190

Yuanlin HYPER Branch 員林分公司

90-100, Lane2, Chung-Cheng Rd., Yuanlin, Ghanghua
Taiwan, R.O.C.

Tainan HYPER Branch 台南分公司

533, Chung Cheng S. Rd., Yung Kung, Tainan700, Taiwan, R.O.C.
TEL: (06)2542532 FAX: (06)2542997

Pingdeng HYPER Branch 平等分公司

171, Pingdeng Rd., Kauhsiung, Taiwan, R.O.C.
TEL: (07)3860600 FAX: (07)3919190

Yungfu HYPER Branch 永福分公司

174, Ching Hai Rd., Sec.3, Taichung 400 Taiwan, R.O.C.
TEL: (04)4268568 FAX: (04)4630515

Ya Tung Department. Stores Co., Ltd.**亞東百貨股份有限公司****Head Office 總公司**

11F, 270, Tun Hwa S Rd., Sec.2, Taipei 106, Taiwan, R.O.C.
TEL: (02)23776666 FAX: (02)23775223

Taipei Branch 台北店

203, Tun Hwa S Rd., Sec.2, Taipei 106, Taiwan, R.O.C.
TEL: (02)23786666 FAX: (02)23775223

Far Eastern Citysuper Ltd.**遠東都會股份有限公司****Head Office 總公司**

7F, No.64, Sec.4, Ren-ai Rd., Da-an District, Taipei 106, Taiwan,
R.O.C.
TEL: (02)77113288 FAX: (02)77113289

Tun Hwa 敦化店

203, Tun Hwa S Rd., Sec.2, Taipei 106, Taiwan, R.O.C.
TEL: (02)77113830 FAX: (02)77113831

Fuxing Store 復興店

No.300, Sec.3, Chung Hsiao E.Rd.
TEL:886-2-2776-5555 FAX:886-2-2778-1191

The Far Eastern Group 遠東集團

THE FAR EASTERN GROUP (FEG)

comprises 210 companies and institutions. Listed below are 51 of the more active operations including: 35 in Taiwan, 9 in China, 3 in Singapore, 1 in Hong Kong, 1 in Canada, 1 in Thailand and 1 in Vietnam. (* indicates the Group's eight listed public companies)

*1) FAR EASTERN TEXTILE LTD. (FETL):

formerly a knitting factory founded in Shanghai in 1942, is the first textile company in Taiwan. With fully integrated production processes plus sales and liaison offices in many countries, FETL has been crowned the leading company in the polyester and textile industries in the ROC. Sales revenues in 2007 were NT\$49 billion (US\$1.51 billion, using 2007 yearend rate NT\$32.44=US\$1.0).

*2) ASIA CEMENT CORP. (ACC):

founded in 1957, is the most profitable cement company in Taiwan. Sales revenues reached NT\$10.7 billion (US\$330 million) in 2007 with net profit of NT\$10.6 billion (US\$327 million), and total annual production exceeded 10 million metric tons.

*3) FAR EASTERN DEPARTMENT STORES (FEDS):

established in 1967, has retail chain stores in all major cities around the Island. Total sales revenues in 2007 were US\$635 million.

*4) U-MING MARINE TRANSPORT CORP. (UMTC):

With shipping capacity of 3.36 million DWT, UMTC is Taiwan's largest bulk carrier. The Company has subsidiaries in both Hong Kong and Singapore and has acquired various international standard certifications. U-Ming has formed strategic alliances with oil tanker and other shipping companies. Its outstanding operating result has won global recognition.

*5) ORIENTAL UNION CHEMICAL CORPORATION (OUCC):

founded in 1975 to establish an EG and a gas plant on a 23-hectare area in the Lin Yuan Industrial Zone in Kaohsiung County. OUCC has been developing several specialty chemical products in recent years, and engaged in various investments in fine chemicals and bio-chemicals sector (C\$3 million investment in Sino-Canada Biotechnology Development Fund). Total revenues in 2007 amounted to NT\$13.4 billion (US\$413 million).

*6) EVEREST TEXTILE CO., LTD.:

established in 1988 in Tainan, south of Taiwan to produce fabrics, garments and polyester textured yarns. Sales revenues in 2007 were NT\$5.3 billion (US\$163 million).

*7) FAR EASTERN INTERNATIONAL BANK (FEIB):

FEIB inaugurated its banking operations in early 1992, now with a capital of NT\$18.8 billion and 36 branches throughout Taiwan, was listed on Taiwan Stock Market in 1998.

*8) FAR EASTONE TELECOMMUNICATIONS LTD. (FET):

was awarded two valuable licenses to provide cellular services to Taiwan. Operations were launched on January 20, 1998. FET was listed on the Taiwan OTC Stock market in December 2001. In October 2003, FET and KG Telecom signed a merger agreement. Total service revenue for 2007 was NT\$46.2 billion (US\$1.42 billion) with revenue-producing customer exceeding 6 million.

9) NEW CENTURY INFOCOMM TECH CO., LTD. (NCIC):

formed by the Far Eastern Group, SingTel, President Group, China Development plus other members with a capital of NT\$48 billion as a fixed line info-comm operator in Taiwan, was awarded an integrated fixed network license in March 2000. Operations were launched in March 2001. Revenues for 2007 were NT\$6.2 billion (US\$191 million).

10) FAR EASTERN ELECTRONIC TOLL COLLECTION CO., LTD. (FETC):

Consortium headed by Far Eastone, Teco, Mitac and Systex, was awarded the one and only license to provide freeway electronic toll collection services to Taiwan. Services were launched on February 10, 2006.

11) INVISTA-FAR EASTERN COMPANY LIMITED:

founded in the first quarter of 1997, also Invista's first manufacturing joint venture in Taiwan to produce "nylon 66", a durable, high-performance technical yarn.

12) INVISTA FAR EASTERN PETROCHEMICALS LIMITED:

a FETL/Invista joint venture located at the Kuan Yin site of Taoyuan County to operate on PTA facility with a capacity of 900,000 MT/year. Its new production line started up in early 1999, utilizing the most advanced proprietary PTA technology. Revenues for 2007 were NT\$19.3 billion (US\$595 million).

13) AIR LIQUIDE FAR EASTERN LTD. (ALFE):

established in 1987, is a joint venture by FETL and France's L'Air Liquide for the production of industrial gases.

14) FREUDENBERG FAR EASTERN SPUNWEB CO., LTD.:

established in 1987, is a joint venture with Germany's Carl Freudenberg and Japan Vilene Co. for the production of non-woven fabrics and related high-tech polyester products.

15) YUAN DING CO., LTD.:

founded by FETL and ACC in 1984 as a real estate developer and a holding company for diversified businesses, such as YDT Technology International established in 2000, a professional CCTV producer and total solution provider for FEG and worldwide clients, plus Far Eastern Technical Consultant Co. founded in July 2001 to handle land development, project management, design, planning and other real estate consultant services.

16) FAR EASTERN GENERAL CONTRACTOR INC.:

established in 1982, a renowned A-Class contractor to handle the Group's as well as other local major construction projects.

17) ALBERTA & ORIENT GLYCOL COMPANY LIMITED:

FETL's joint venture with Dow Chemical, total investment amounts to C\$400 million, to produce ethylene glycol. Its plant locates in Red Deer, Alberta, Canada and commenced beneficial production in early September 1994.

18) PET (THAILAND) CO., LTD.:

FETL's investment in Thailand, established in 1987 with a capital of US\$4.5 million, producing all kinds of PET bottles.

19) MALAYSIA GARMENT MANUFACTURERS PTE LTD.:

FETL's investment in Singapore since 1964.

20) FAR EASTERN INDUSTRIES (SHANGHAI) LTD. (FEIS):

FETL's wholly owned subsidiary, a vertically integrated polyester polymer plant which obtained a 'high-tech enterprise' status in Pudong District, Shanghai during the third quarter of 2000. Sales revenues in 2007 were US\$707 million.

21) ORIENTAL PETROCHEMICAL (SHANGHAI) CORPORATION (OPC):

formed by FETL and OUCG to build and operate a 600,000MT/year PTA plant adjacent to FEIS's existing polyester manufacturing facilities in Pudong, Shanghai. OPC commenced operation in April 2006.

22) FAR EASTERN APPAREL (SUZHOU) CO., LTD.:

US\$10 million investment in Wuxi City, Jiangsu to manufacture and sell underwear and apparel products in Mainland China.

23) ORIENTAL INDUSTRIES (SUZHOU) LTD.:

Initiated operations in September 2007 to produce industrial fabrics including SSP, HTY, tire cord, conveyor and etc. With annual capacity of industrial yarn reaching 38,000 tons and industrial fabric of 16,000 ton, the company has not only gained recognition from the world's largest conveyor manufacturer Fenner Dunlop, but also aims to become major supplier to Goodyear and other related companies.

24) FASHIONLINE SAIGON LTD.:

FETL's manufacturing site in Vietnam to produce knitting goods and apparels, supplier to world renowned brands such as Nike, Levis, Columbia, Carter's, and etc.

25) YA TUNG READY-MIXED CONCRETE CO., LTD.:

ACC's subsidiary formed in January 1999 to enter into strategic alliances and to have 40 sales outlets throughout Taiwan.

26) CHIAHUI POWER CORPORATION:

established in 1996 with a capital of NT\$3.2 billion. ACC decided to invest in Chiahui Power in mid 1999. Annual capacity is designed to be 67 MW. Based on a 25-year contract, Chiahui sells all of its power generated to Taipower.

27) FU MING TRANSPORT CORP.:

founded in February 1980 by ACC to support its needs for inland transportation.

28) NAN HWA CEMENT CORP.:

acquired by ACC in 1979, completed Taichung grinding plant in October 1997, producing cement, lime and granulated blast-furnace slag.

29) ASIA CEMENT (SINGAPORE) PTE.:

was set up in 1965 in partnership with Singaporean investors, dealing with the procurement and sales of cement.

30) KOWLOON CEMENT CORPORATION LTD.:

was set up in Hong Kong in 1986.

31) JIANGXI YADONG CEMENT COMPANY LIMITED:

set up in 1997, cement plant in Ruichang, Jiangxi, and began operations in September 2000. With annual capacity of 5 million MT, 2007 revenues were RMB1090 million.

32) SICHUAN YADONG CEMENT CO., LTD.:

Set up in 2004, cement plant in Peng Zhou, Chengdu City, began operations in December 2006. Current annual capacity of 2 million MT is expected to be expanded to 6 million MT.

33) WUHAN YADONG CEMENT CO.:

set up in 2001, cement plant in Wuhan, Hubei. 2007 revenues were RMB727 million.

34) WUHAN ASIA MARINE TRANSPORT CORP. LTD.:

joint venture with China Changjiang Transport Group with a capital of RMB20.5 million, founded in 2000 in Wuhan, Hubei Province to mainly fulfill Jiangxi Yadong Cement's transportation needs.

35) SHANGHAI YA LI CEMENT PRODUCT CORP.:

ACC's Shanghai investment and outpost to further expand its cement operations in Mainland China. Production began in March 1997.

36) PACIFIC SOGO DEPARTMENT STORES:

established in 1987, currently operating with 7 branches in Taiwan, was acquired by FEG during the third quarter of 2002. 2007 revenues were NT\$33.6 billion (US\$1,036 million). In addition, SOGO also has 10 stores in Mainland China.

37) PACIFIC CHINA HOLDINGS LTD.:

registered in British Virgin Island in 2003 with a paid-in capital of US\$19 million and total assets of US\$88.1 million. The Company acts as the holding company for Pacific SOGO's China operations.

38) FAR EASTERN GEANT CO., LTD.:

ranks among Taiwan's three largest hypermarket, now operates 14 stores around the Island. 2007 revenues were NT\$15.6 billion (US\$481 million).

39) YA TUNG DEPARTMENT STORE LTD.:

established by FEDS, is responsible for handling the management and operation of The Mall within the Taipei Metro Complex opened since March 1994. Far Eastern Retail Group introduced into Taiwan in end 2004 the exquisite CitySuperlifestyle supermarket within Taipei Metro, The Mall to provide top-quality products and services to high-end customers.

40) U-MING MARINE TRANSPORT (SINGAPORE) PTE LTD.:

established in January 1994 by U-Ming Marine Transport Corp. in Singapore with a capital of S\$150 million (US\$98.5 million) to further expand UMTC's international service network.

41) DEUTSCHE FAR EASTERN ASSET MANAGEMENT COMPANY LIMITED:

opened in June 2001 with a capital of NT\$400 million, FEG's joint venture with Alliance Capital Management to build a new investment management business. The Company now manages 5 mutual funds totaling NT\$9.22 billion.

42) FAR EASTERN INTERNATIONAL LEASING CORP.:

established in 1998, jointly owned by FETL, ACC and FEDS with a capital of NT\$1.05 billion to handle leasing, installment payment, local factoring and other related businesses.

43) FAR EASTERN PLAZA HOTEL:

invested by the Far Eastern Group, is a 422-room, 5-star hotel located at Taipei Metro Complex managed by the Shangri-La International Group. It is considered one of the best hotels in Asia. Shangri-La's Far Eastern Plaza Hotel, Tainan is scheduled to open 3Q of 2008.

44) ORIENTAL SECURITIES CORP.:

established in 1979, is a fully integrated securities house now operating with 6 branches throughout the Island.

45) DING DING INTEGRATED MARKETING SERVICE CO. (DDIM):

launched FEG Happy Go joint bonus points program in January 2005 enabling DDIM to become the first domestic pioneer of cross-industrial bonus points service provider. DDIM also rolled out GOHAPPY e-commerce service in June 2007. Membership exceeded 4.5 million in March 2008.

46) FAR EASTERN MEMORIAL FOUNDATION (FEMF):

established by FEG late Founder Mr. Y. Z. Hsu and his late younger brother Mr. W. Y. Hsu in memory of their beloved father, Mr. Yuan-Ze Hsu, is a non-profit institution dedicated to the promotion of cultural, educational, scientific and technological activities through program sponsorships.

47) FAR EASTERN MEDICAL FOUNDATION:

extended from FEMF in 1977, established the Far Eastern Memorial Hospital and Far Eastern United Clinical Centers.

48) FAR EASTERN Y. Z. HSU SCIENCE & TECHNOLOGY MEMORIAL FOUNDATION:

set up in 2001 by the Far Eastern Group in memory of its late Founder Mr. Y. Z. Hsu to mainly sponsor high-tech research and development.

49) FAR EASTERN MEMORIAL HOSPITAL (FEMH):

located in Panchiao is a 1,050-bed, full-service medical center serving the general public since April 1981. The Hospital together with its Far Eastern United Clinical Centers established in 1988 in downtown Taipei formed a cooperative alliance with National Taiwan University Hospital in mid 1999. FEMH was upgraded to medical center status in 2006 and received "National Quality Award" in March 2008.

50) YUAN ZE UNIVERSITY (YZU):

established in 1989, comprises Colleges of Engineering, Management, Informatics, Humanities and Social Science, plus School of Lifelong Education, aims to cultivate specialists in technology and management. R&D Center for the Far Eastern Group was established in 1993 to reinforce research cooperation and cooperative project service for local enterprises. YZU was evaluated by the Education Ministry as the best University in general education in 2000.

51) ORIENTAL INSTITUTE OF TECHNOLOGY (OIT):

founded in 1969, is a two-year polytechnic institute offering courses in mechanical engineering, materials and textile science, electrical engineering, electronic engineering, industrial engineering and management, fashion business and industrial design.

Group Profile 集團名錄

Diversified Management Teams Working Together to Improve People's Lives

遠東集團由 117 家關係企業和非營利機構共組而成，以下依經營領域別，臚列其中較具規模或代表性的 44 家，包括位於台灣的 35 家、中國大陸 6 家、新加坡 2 家及加拿大 1 家。

Petrochemical Business 石油化學事業

Oriental Union Chemical Corp. 東聯化學股份有限公司
28F, 207, Tun Hwa S. Rd., Sec. 2, Taipei 106, Taiwan.
台北市敦化南路二段 207 號 28 樓
TEL: +886 2 27366355
URL: www.oucc.com.tw
Funded: 1975

DuPont Far Eastern Petrochemicals Ltd. 杜邦遠東石化股份有限公司
47, Ching Chien 4th Rd., Kuanyin ind Dist., Kuanyin hsien,
Taoyuan hsien, Taiwan.
桃園縣觀音工業區經建四路 47 號
TEL: +886 3 4838855
URL: www.dupont.com.tw
Funded: 1997

Liquid Air Far Eastern Ltd. 亞東工業氣體股份有限公司
18-1, 76 Tun Hwa S. Rd., Sec. 2, Taipei, Taiwan.
台北市敦化南路二段 76 號 18 樓之 1
TEL: +886 2 87733318
URL: www.airliquide.com.tw
Funded: 1987

Alberta & Orient Glycol Co., Ltd.
P.O. Box. 5501, Red Deer, Alberta, Canada
TEL: 403 8857000
Funded: 1994

Textile & Synthetic Fiber Business 紡織人纖事業

Far Eastern Textile Ltd. 遠東紡織股份有限公司
33~40F, 207 Tun Hwa S. Rd., Sec. 2, Taipei, 106, Taiwan.
台北市敦化南路二段 207 號 33~40 樓
TEL: +886 2 27338000
URL: www.fetl.com.tw
Funded: 1954

Everest Textile Co., Ltd. 宏遠興業股份有限公司
256, Ming Ho Tsun, Shanshang Hsiang, Tainan Hsien 743, Taiwan.
台南縣山上鄉明和村 256 號
TEL: +886 6 578256
URL: www.everest.com.tw
Funded: 1988

DuPont-Far Eastern Co., Ltd. 遠東杜邦股份有限公司
13F, 167, Tun Hwa N. Rd., Taipei, Taiwan.
台北市敦化北路 167 號 13 樓
TEL: +886 2 25144470
URL: www.dupont.com.tw
Funded: 1995
Freudenberg Far Eastern Spunweb. Co., Ltd. 科德寶遠東股份有限公司
38, Lun Din Rd., Shi Hai Village, 5 Lin, Tayuan, Taoyuan Country, Taiwan
桃園縣大園鄉溪海村 5 鄰崙頂路 38 號
TEL: +886 3 3867003
URL: www.ffi.com.tw
Funded: 1988

Far Eastern Industries(Shanghai) Ltd. 遠東紡織（上海）有限公司
No. 198, Baisha Rd., Xinghuo Development Zone, Pudong, Shanghai,
China.
中國上海市星火開發區白沙路 198 號
TEL: +86 21 57501888
URL: www.fepi.com.hk
Funded: 1998

Far Eastern Apparel (Suzhou) Ltd. 遠東服裝（蘇州）有限公司
No. 88, Tian-Ling Rd., Wuxian Econmic Development Zone, Jiangsu,
China.
Funded: 1996

Cement and Building Material Business 水泥建材事業

Asia Cement Corp. 亞洲水泥股份有限公司
30~31F, 207, Tun Hwa S. Rd., Sec.2, Taipei 106, Taiwan.
台北市敦化南路二段 207 號 30~31 樓
TEL: +886 2 27338000
URL: www.asiacement.com.tw
Funded: 1957

Nanhua Cement Corp. 南華水泥股份有限公司
31F, 207, Tun Hwa S. Rd., Sec.2, Taipei 106, Taiwan.
台北市敦化南路二段 207 號 31 樓
TEL: +886 2 27338000
Funded: 1968

Asia Cement(Singapore)Pte. Ltd. 亞泥（新加坡）股份有限公司
5, Little Road, #9-01, Cemtex Industrial Building, Singapore 1953.
TEL: 65 2828733
Funded: 1964

Jiangxi Yadong Cement Co., Ltd. 江西亞東水泥股份有限公司
No. 6, Ya Dong Road, Ma-Town, Rui-Chang City, Jiangxi 32207 China.
江西省瑞昌市碼頭鎮亞東大道 6 號
TEL: +86 792 4886998
URL: www.yadongc@public.iippt.jx.cn
Funded: 2000/9/29
Shanghai Yali Concrete Products Co., Ltd.

上海亞力水泥製品股份有限公司
No. 138, Liang Yun Gang Road, Pu Dong, Shanghai 200126, China.
中國上海氏浦東新區連雲港路 138 號
TEL: 86 21 5830011
URL: yali@sh163.net
Funded: 1995

Wuhan Ya Dong Concrete Co., Ltd. 武漢亞東水泥製品股份有限公司
Cihui Avenue, Wujiashan Taiwan Business Investment Zone, Dongxihu
China, Wuhan, China.
湖北省武漢市東西湖區吳家山台商投資區慈惠大道
TEL: 86 27 83898105
URL: wacc@public.wh.hb.cn
Funded: 2000

Group Profile 集團名錄

Retailing Business

零售事業

Far Eastern Department Stores Ltd. 遠東百貨股份有限公司
No. 27, Pao Ching Rd., Taipei 100, Taiwan.
台北市寶慶路27號
TEL:+886 2 23816155
URL: www.feds.com.tw
Funded: 1967

Pacific Sogo Department Stores Co., Ltd. 太平洋崇光百貨股份有限公司
No. 45, Sec. 4 Chung Hsiao E. Rd., Taipei, Taiwan. R.O.C.
台北市忠孝東路4段45號
TEL:+886 2 27765555
FAX:+886 2 27412869

Far Eastern Enterprise Co., Ltd. 遠百企業股份有限公司
5F, No. 110, Yen-ping S. Rd., Taipei, Taiwan.
台北市延平南路110號5樓
TEL:+886 2 23613691
URL: www.fe-geant.com.tw
Funded: 1985

Ya Tung Department Store Ltd. 亞東百貨股份有限公司
B2~5F, 203 & 1F, 209, Tun Hwa S. Rd., Sec2. Taipei Taiwan.
台北市敦化南路二段203號B2~5樓及209號1樓
TEL:+886 2 23772441
URL: www.themall.com.tw
Funded: 1972

Far Eastern Citysuper Ltd. 遠東都會股份有限公司
Head Office 總公司
7F, No.64, Sec.4, Ren-ai Rd., Da-ab District, Taipei 106, Taiwan, R.O.C.
TEL:(02)77113288 FAX:(02)77113289

Financial Services Business

金融服務事業

Far Eastern International Bank. 遠東國際商業銀行
27F, 207, Tun Hwa S. Rd., Sec2. Taipei 106 Taiwan.
台北市敦化南路二段207號27樓
TEL:+886 2 23786868
URL: www.feib.com.tw
Funded: 1992

Oriental Securities Co., Ltd. 亞東證券股份有限公司
2~4F, 86, Chung Ching S. Rd., Sec1. Chung Chung Dist. Taipei
100, Taiwan.
台北市重慶南路一段86號2~4樓
TEL:+886 2 23618600
URL: www.osc.com.tw
Funded: 1979

Far Eastern International Leasing Corp. 遠銀國際租賃股份有限公司
2F, 171, Nan King E. Rd., Sec5. Taipei, Taiwan.
台北市松山區南京東路五段171號2樓
TEL:+886 2 27455038
Funded: 1998
Oriental Securities Investment Advisory Co., Ltd.
亞東證券投資顧問股份有限公司
5F, 86, Chung Ching S. Rd., Sec1. Taipei 100, Taiwan.
台北市重慶南路一段86號5樓
TEL:+886 2 23618600
URL: www.osc.com.tw
Funded: 1999

Sea/Land Transportation Business

海陸運輸事業

U-Ming Marine Transport Corp. 裕民航運股份有限公司
29F, 207, Tun Hwa S Rd., Sec. 2, Taipei 106, Taiwan.
台北市敦化南路二段207號29樓
TEL:+886 2 27338000
URL: www.uming.com.tw
Funded: 1968

Fu Ming Transport Co., Ltd. 富民運輸股份有限公司
5F, 168, Tun Hwa S. Rd., Sec. 2, 106, Taiwan.
台北市敦化南路二段168號5樓
TEL:+886 2 23770788
URL: www.fu-ming.com.tw
Funded: 1980

U-Ming Marine Transport(Singapore) Pte.Ltd.
裕民航運(新加坡)私人有限公司
5 Little Rd, #02-01, Cemtex Industrial Building, Singapore 536983
TEL:+65 2899397
URL: norman.lim@uming.com.sg
Funded: 1994

Wuhan Asia Marine Transport Corporation Ltd.
武漢長亞航運有限公司
No.52, Yan Jiang Avenue, Wuhan, Navigational Fairs Mansion 7F,
Hubei, China.
湖北省武漢市沿江大道52號湖北省航運大廈7樓
TEL:+86 27 85360047
Funded: 2000

Communications & Internet Business

通訊網路事業

Far Eastone Telecommunications Co.,Ltd 遠傳電信股份有限公司
5F, 486, Juikuang Rd., Nei Hu, Taipei, Taiwan.
台北市內湖區瑞光路468號5樓
TEL:+886 2 29505000
URL: www.fareastone.com.tw
Funded: 1997

New Century Infocomm Tech.,Co.,Ltd 新世紀資通股份有限公司
9F, 468, Juikuang Rd., Nei Hu, Taipei, Taiwan.
台北市內湖區瑞光路 468 號 9 樓
TEL:+886 2 87938888
URL: www.nice.com.tw
Funded: 2000

Com2B Corp. 首席電子商務股份有限公司
9F, No 126, Chien Kuo N. Rd., Sec 1, Taipei, Taiwan.
台北市建國北路一段 126 號 9 樓
TEL:+886 2 25189779
URL: www.com2b.com.tw
Funded: 2000

Universal Exchange Inc. 網際優勢股份有限公司
11F, No.19-11, Sanchung Rd., Taipei 115, Taiwan.
台北市南港區三重路 19 之 11 號 11 樓
TEL:+886 2 26553111
URL: www.uxb2b.com.tw
Funded: 2000

e.World Ltd. 意世界股份有限公司
9F, 35, Kuang Fu S. Rd., Taipei, Taiwan.
台北市光復南路 35 號 9 樓
TEL:+886 2 29507635
URL: www.egomy.com.tw
Funded: 2000

Construction Business 營造建築事業

Yuan Ding Construction Co.,Ltd 遠鼎建設股份有限公司
12F, 207, Tun Hwa S. Rd., Sec2, Taipei 106, Taiwan.
台北市敦化南路二段 207 號 12 樓
TEL:+886 2 27363033
URL: www.ydc.com.tw
Funded: 1984

Far Eastern General Contractor Co.,Ltd 遠揚營造工程股份有限公司
4-1F, 267, Tun Hwa S. Rd., Sec2, Taipei 106, Taiwan.
台北市敦化南路二段 267 號 4 樓之 1
TEL:+886 2 23788022
URL: www.feg.com.tw
Funded: 1982

Far Eastern Construction Co., Ltd. 遠揚建設股份有限公司
4-1F, 267, Tun Hwa S. Rd., Sec 2, Taipei 106, Taiwan.
台北市敦化南路二段 267 號 4 樓之 1
TEL:+886 2 23788008
URL: www.feg.com.tw
Funded: 1978

Tourist Hotel Business 觀光旅館事業

Ding Ding Hotel Co.,Ltd. 鼎鼎飯店股份有限公司
201, Tun Hwa S. Rd., Sec.2, Taipei 106, Taiwan.
台北市敦化南路二段 201 號
TEL:+886 2 23788888
URL: www.shangri-la.com.tw
Funded: 1983

Social Responsibilities 社會公益事業

Far Eastern Memorial Foundation 徐元智先生紀念基金會
207, Tun Hwa S. Rd., Sec.2, Taipei 106, Taiwan.
台北市敦化南路二段 207 號
TEL:+886 2 27338000
URL: www.fegfound.com.tw
Funded: 1976

Far Eastern Memorial Foundation 徐元智先生醫藥基金會
207, Tun Hwa S. Rd., Sec.2, Taipei 106, Taiwan.
台北市敦化南路二段 207 號
TEL:+886 2 27338000

Memorial Hospital 亞東紀念醫院
No.21, Nan Ya S. Rd., Sec.2, Pan-Chiao City, Taipei Shien, Taiwan.
台北縣板橋市南雅南路二段 21 號
TEL:+886 2 29546200
URL: www.femh.org.tw
Funded: 1981

Far Eastern United Clinical Centers 遠東聯合門診中心
No.8~14, Yung Sui Street, Taipei, Taiwan.
台北市永綏街 8~14 號
TEL:+886 2 23111525
Funded: 1987

Yuan Ze University 元智大學
135, Yuan-Tung Rd., Chung-Li, Taoyuan 32026, Taiwan.
桃園縣中壢市遠東路 135 號
TEL:+886 3 4638800
URL: www.yzu.edu.tw
NT\$ 0.48B
Funded: 1987

Oriental Institute of Technology 亞東技術學院
No. 58, Szu-Chuan Rd., Sec. 2, Pan-Chiao City, Taipei Shien, Taiwan.
台北縣板橋市四川路二段 58 號
TEL:+886 2 296410145
URL: www.oit.edu.tw
Funded: 1969

Yu Chang Vocational School 豫章工商職業學校
No. 391, Szu-Chuan Rd., Sec. 1, Pan-Chiao City, Taipei Shien, Taiwan.
台北縣板橋市四川路一段 391 號
TEL:+886 2 29519810
URL: www.ycvs.edu.tw
Funded: 1970



誠 勤 樸 慎

— SINCERITY ; DILIGENCE ; THRIFT ; PRUDENCE —



遠東百貨

FAR EASTERN DEPARTMENT STORES LTD.

27 Pao Ching Rd., Taipei 100, Taiwan. R.O.C.

TEL:(02)2381-6155~9 FAX:(02)2382-1371

WEB: www.feds.com.tw

e-mail: service@feds.com.tw